

Product datasheet

Specifications



advanced touchscreen panel with keyboard - 640 x 480 pixels VGA -10.4" - TFT LCD

XBTGK5330

! Discontinued

! Discontinued on: 31-Dec-2018

! End-of-service on: 30-Jun-2022

Main

Range of product	Harmony XBTGK
Product or component type	Advanced touchscreen panel with keyboard
Display type	Backlit colour TFT LCD
Display colour	65536 colours
Display resolution	640 x 480 pixels VGA
Display size	10.4 inch
Software type	Configuration software
Software designation	Vijeo Designer
Operating system	Harmony
Processor name	CPU RISC
Processor frequency	266 MHz
Memory description	512 KB SRAM back up of data with lithium battery back-up 32 MB flash EPROM application memory
Integrated connection type	RJ45 connector COM2 serial link with RS485 interface at <= 187.5 kbit/s, compatible with Siemens MPI (187.5 kbits/s) male SUB-D 9 connector COM1 serial link with RS232C/RS422/RS485 interface at <= 115.2 kbits/s removable screw terminal block connector power supply RJ45 connector Ethernet TCP/IP 2USB type A master port (V1.1), compatible with Modicon M340 terminal port communication 3 removable screw terminal block connector digital output removable screw terminal block connector audio output removable screw terminal block connector digital input
Resistance to electrostatic discharge	4 kV conforming to IEC 61000-4-2 level 3
Cut-out dimensions	285 (+/- 0.4) x 309 (+/- 0.4) mm

Complementary

Touch sensitive zone	1024 x 1024
Touch panel	Analogue
Backlight lifespan	50000 hours
Brightness	8 levels via touch panel
Contrast	8 levels via touch panel

Character font	ASCII (European characters) Chinese (simplified Chinese) Japanese (ANK, Kanji) Korean Taiwanese (traditional Chinese)
[Us] rated supply voltage	24 V DC
Supply	External source
Supply voltage limits	19.2...28.8 V
Inrush current	30 A
Power consumption in W	30 W
Number of dynamic function keys symb	18 with LED
Number of static function keys	12 with LED and labels
Number of SERVICE keys	8
Number of alphanumeric keys	12
Local signalling	1 LED (green or orange) for normal operation or backlighting faulty
Number of pages	Limited by internal memory capacity
Downloadable protocols	Telemecanique Modicon FIPWAY Telemecanique Modicon Modbus Plus Telemecanique Modicon Modbus TCP Telemecanique Modicon Modbus Mitsubishi Melsec third party protocols Omron Sysmac third party protocols Rockwell Automation Allen-Bradley third party protocols Siemens Simatic third party protocols Telemecanique Modicon Uni-TE
Realtime clock	Built-in
Data storage equipment	1 Compact Flash card >= 1 GB
Use of slot	For 1 fieldbus communication card (Device Net, Profibus DP)
Port Ethernet	10BASE-T/100BASE-TX
Product mounting	Flush mounting
Fixing mode	By 4 screw clamps By 12 spring clips
Front material	Aluminium alloy
Enclosure material	PPT
Marking	CE
Width	296 mm
Height	332 mm
Depth	72.7 mm

Environment

Immunity to microbreaks	10 ms
Standards	UL 1604 IEC 61000-6-2 UL 508 EN 61131-2 FCC Class A CSA C22.2 No 14

Product certifications	CSA Class 1 Division 2 T5 UL Class 1 Division 2 T5 cULus CSA Class 1 Division 2 T4A C-Tick UL Class 1 Division 2 T4A
Ambient air temperature for operation	0...50 °C
Ambient air temperature for storage	-20...60 °C
Relative humidity	10...90 % without condensation
Operating altitude	< 2000 m
IP degree of protection	IP20 (rear panel) conforming to IEC 60529 IP65 (front panel) conforming to IEC 60529
NEMA degree of protection	NEMA 4X front panel (indoor use)
Shock resistance	15 gn for 11 ms conforming to IEC 60068-2-27
Vibration resistance	1 gn conforming to IEC 60068-2-6 (f = 9...150 Hz) 3.5 mm conforming to IEC 60068-2-6 (f = 5...9 Hz)
Resistance to electromagnetic fields	10 V/m conforming to IEC 61000-4-3
Resistance to fast transients	2 kV conforming to IEC 61000-4-4 level 3

Packing Units

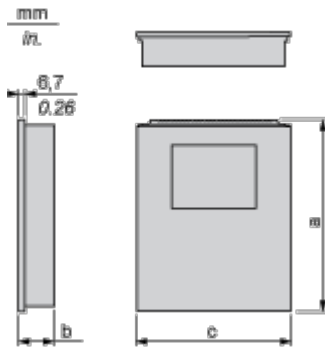
Unit Type of Package 1	PCE
Number of Units in Package 1	1

Contractual warranty

Warranty	18 months
-----------------	-----------

Dimensions Drawings

Dimensions



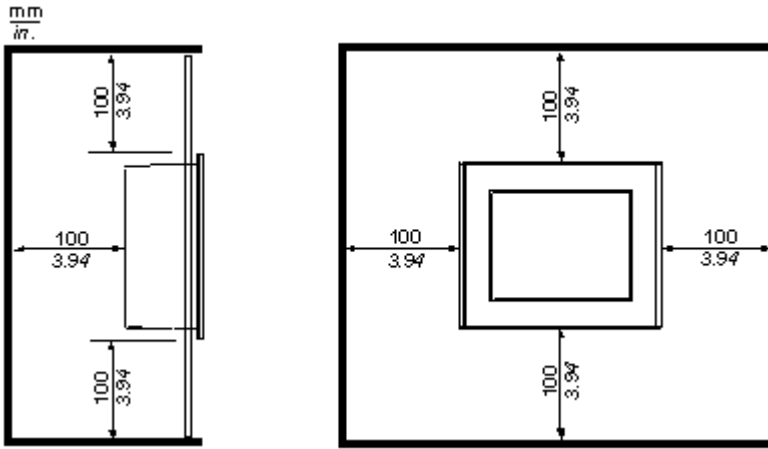
Product Reference	a	b	c
XBTGK2120 XBTGK2330	265 mm/10.43 in.	60.3 mm/2.37 in.	220.3 mm/8.67 in.
XBTGK5330	332 mm/13.07 in.	72.7 mm/2.86 in.	296 mm/11.65 in.

Mounting and Clearance

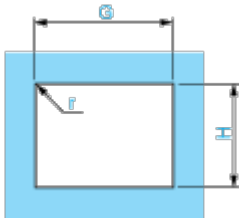
Clearance

Installation Requirements

For easier maintenance, operation and improved ventilation, be sure to install the unit at least 100 mm (3.94 in) away from adjacent structures and other equipment:



Panel Cut-out Dimensions



Dimensions in mm

Graphic Display Terminal	Cut-out for Flush Mounting			
	H	G	r	Panel Thickness
XBTGK2120 XBTGK2330	243 (-/+ 0.4)	209 (-/+ 0.4)	3 max.	1.6 ... 10
XBTGK5330	309 (-/+ 0.4)	285 (-/+ 0.4)	3 max.	1.6 ... 10

Dimensions in in.

Graphic Display Terminal	Cut-out for Flush Mounting			
	H	G	r	Panel Thickness
XBTGK2120 XBTGK2330	9.57 (-/+ 0.02)	8.23 (-/+ 0.02)	0.12 max.	0.06 ... 0.39
XBTGK5330	12.17 (-/+ 0.02)	11.22 (-/+ 0.02)	0.12 max.	0.06 ... 0.39