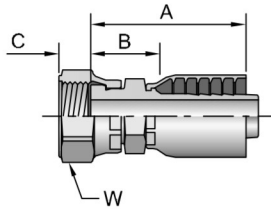


1B543

Female BSP Parallel Pipe - Swivel - (Flat Seat) ISO 228-1

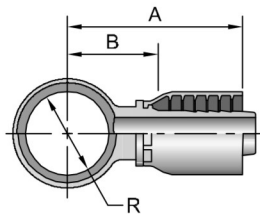


# Part Number	Thread inch	Hose I.D. inch	A		C		mm	B	
			inch	mm	inch	mm		inch	mm
1B543-6-6	3/8x19	3/8	1.93	49	0.35	9	22	0.79	20
1B543-8-6	1/2x14	3/8	1.89	48	0.43	11	27	0.75	19
1B543-8-8	1/2x14	1/2	2.28	58	0.43	11	27	0.94	24
1B543-12-12	3/4x14	3/4	2.28	58	0.33	8	32	0.94	24

When measuring overall length to the end of the nut, B C dimensions must be used to calculate cut-off allowance.

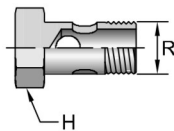
14 43

DIN Metric Ban o



# Part Number	R mm	Hose I.D. inch	A		B	
			inch	mm	inch	mm
14943-10-4	10		1.85	47	0.94	24
14943-12-4	12	1/4	1.85	47	0.98	25
14943-14-5	14	5/16	2.01	51	1.06	27
14943-16-6	16	3/8	2.28	58	1.14	29
14943-18-8	18	1/2	2.60	66	1.22	31
14943-22-10	22	5/8	2.91	74	1.38	35
14943-26-12	26	3/4	3.07	78	1.54	39

AM Ban o Bolt w DIN Metric Thread



# Part Number	R Thread mm	H mm	Copper asher 2	
				AM-03
AM-04	10	M10x1	14	853009-10
AM-06	12	M12x1,5	17	853009-12
AM-08	14	M14x1,5	19	853009-14
AM-10	16	M16x1,5	22	853009-16
AM-13	18	M18x1,5	24	853009-18
AM-16	22	M22x1,5	27	853009-22
AM-20	26	M26x1,5	32	853009-26
AM-30	30	M30x1,5	36	853009-30

Two (2) copper washers per bolt must be ordered separately.

Metric S: Mates with EO "S" Series Fittings.
Must be assembled with Die Part No. 83C-A20H in a Superkrimp or Parkrimp 2.