








## Side ported subbases

Description	Size	Port size	Weight (g)	Order code BSP	Order code NPT
 <b>Single subbase</b> 1 3 5 2 4 ports & 12 14	1 - 43mm	G1/4	160	<b>PL1-1/4-70</b>	<b>PL1-1/4-80</b>
		G3/8	160	<b>PL1-3/8-70</b>	
	2 - 56mm	G3/8	280	<b>PL2-3/8-70</b>	<b>PL2-3/8-80</b>
		G1/2		<b>P2N-HS514SS</b>	
	3 - 71mm	G1/2		<b>PL3-1/2-70</b>	<b>PL3-1/2-80</b>
		G3/4		<b>P2N-JS516SD</b>	



## Bottom ported subbases

Description	Size	Port size	Weight (g)	Order code BSP	Order code NPT
 <b>Single subbase</b> 1 3 5 2 4 ports & 12 14	1 - 43mm	G1/4	370	<b>PD1-1/4-70</b>	<b>PD1-1/4-80</b>
	2 - 56mm	G3/8	590	<b>PD2-3/8-70</b>	<b>PD2-3/8-80</b>
	3 - 71mm	G1/2	590	<b>PD3-1/2-70</b>	

## Size 1 bottom ported manifold

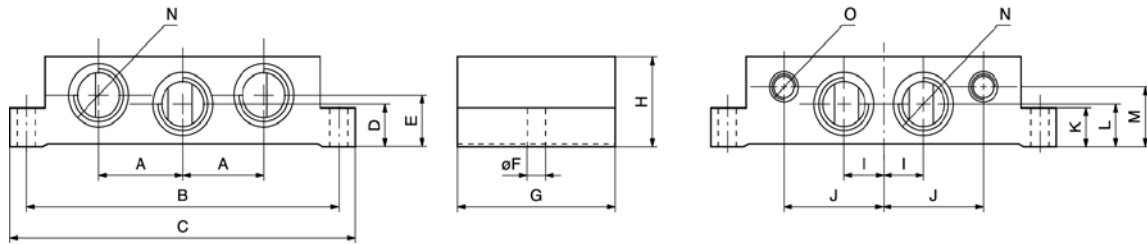
Description	Size	Port size	Weight (g)	Order code
 <b>Manifold</b> with bottom ports low profile	1 - 43mm	G1/4	20	<b>P2N-AM512MB</b>
 <b>Connecting block</b> Top or bottom ported connecting block for above manifold "low profile"	1 - 43mm	G3/8	150	<b>P2N-AM513GT</b>
 <b>End</b> End piece for above manifold "low profile"	1 - 43mm	no	6	<b>P2N-AM500J</b>
 <b>Intermediate supply</b> Top or bottom ported intermediate supply for above manifold "low profile"	1 - 43mm	G3/8	140	<b>P2N-AM513BT</b>
 <b>Isolation plugs</b> isolating seal for above manifold "low profile"	1 - 43mm		070	<b>P2N-AK0P</b>

## Sizes 1 & 2 side ported manifold

Description	Size	Port size	Weight (g)	Order code
 <b>Manifold</b> Manifold with side port	1 - 43mm	G1/4	240	<b>P2N-EM512MD</b>
	2 - 56mm	G3/8	210	<b>P2N-FM513MD</b>
 <b>End</b> Side ported connecting kit for above manifold with side ports	1 - 43mm	G3/8	360	<b>P2N-EM513ES</b>
	2 - 56mm	G1/2	290	<b>P2N-FM514ES</b>

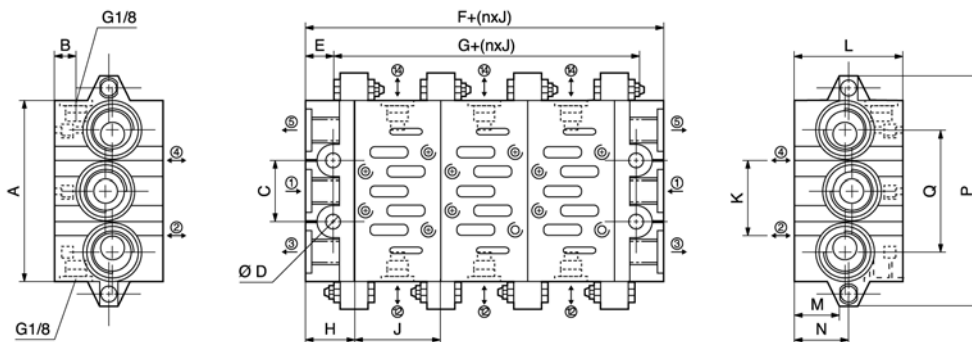
## ISO 5599-1 Subbase & Manifolds

### VDMA Side Ported Subbases



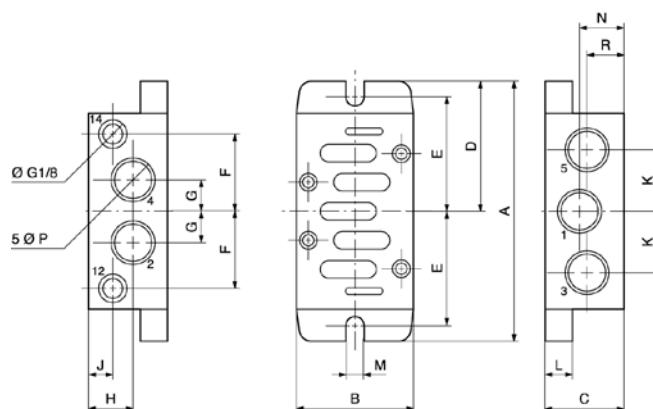
Order code	ISO Size	Port Size	A	B	C	D	E	F	G	H	I	J	K	L	M	N	O
P2N-VS512SD	1	G1/4	21,5	98	110	11	20	5,5	48	32	12	29	10	11	23	G1/4	G1/8
P2N-WS513SD	2	G3/8	28	112	124	14	26	6,6	56	40	15	37	13	14	30	G3/8	G1/8
P2N-YS514SD	3	G1/2	34	136	149	17	17	6,6	71	32	16	45	18	17	22	G1/2	G1/8

### VDMA Bottom Ported Manifold



Order code	ISO Size	Port 1, 3, 5	Port 2, 4	A	B	C	D	E	F	G	H	J	K	L	M	N	O	P
P2N-VM512MB	1	G3/8	G1/4	85	8,5	28	7	11	44	22	22	43	26	46	21	24	56	110
P2N-WM513MB	2	G1/2	G3/8	100	9	35	9	13	52	26	26	56	30	47	22	24	68	135
P2N-YM514MB	3	G1	G1/2	140	10	52	12	15	60	30	30	71	38	56	31	34	104	190

### Side ported subbases



Order code	ISO Size	$\phi P$	A	B	C	D	E	F	G	H	J	K	L	M	N	R
PL1-1/4-70	1	G1/4	110	46	29	55	49	30	11	17,75	17,75	22	6	5,5	17,75	17,75
PL2-3/8-70	2	G3/8	124	56	37	62	55	37	14,5	22,5	14	28	6	5,5	22,5	14,5
P2N-JS516SD	3	G3/4	149	71	60	74,5	68	45	21	33	10	40	18	6,6	37,5	22,5