



Cordsets & Field Attachables

Bulletin Numbers 879D, 879P, 888B, 888D, 888H, 888M, 888N, 888P, 888R, 889, 889B, 889D, 889L, 889M, 889N, 889P, 889R, 898P, 898R, 889S, 889V

Topic	Page
Summary of Changes	1
Mini Style	2
Mini-plus Style	25
DC Micro Style	34
M12 Power (L-code)	75
AC Micro Style	79
EAC Micro Style	98
Pico Style	100
Patchcords	113
V-cables	116
Splitters, Pico Style Pico to Pico, DC Micro to Pico	118
Receptacles, Pico Style 24 AWG, M8 Mounting Threads	120
Terminal Chambers, Pico Style	121
Field Attachable, Pico Style Insulated Displacement Connector	122
Cordsets and Patchcords, M23 QD Style, 18 or 18/22 AWG, Black or Yellow PVC	124
Receptacles, M23 Style, 18 or 18/22 AWG, M20 Mounting Threads	127
Field Attachable, M23 Style Solder Type	129
DIN Valve	131
Cable Spools	148

Summary of Changes

This publication contains the following new or updated information. This list includes substantive updates only and is not intended to reflect all changes. Translated versions are not always available for each revision.

Topic	Page
Added M12 Power (L-code) section	75

Mini Style 16 AWG, ST00W PVC



4-pin Straight Mini Cordset

Specifications

Attribute	Value
Certifications	UL Recognized and CSA Certified
Mechanical	
Coupling nut material	Epoxy-coated zinc
Housing material	Molded oil-resistant TPE
Contact material	Gold-plated palladium/nickel
Cable type	Oil-resistant yellow PVC jacket, 16 AWG stranded copper, 600V; UL Recognized and CSA Certified, ST00W-A
Bend radius	10x diameter
Cable diameter	2/c = 10 (0.40) [mm (in.)]
	3/c = 10 (0.40)
	4/c = 11 (0.43)
	5/c = 13 (0.51)
	6/c = 14 (0.55)
Electrical	
Cable rating	UL ST00W VW-1105C 600V, CSA ST 105C 600V FT2, UV oil and water resistant
Assembly rating	2-pin = 600V, 13 A
	3-pin = 600V, 13 A
	4-pin = 600V, 10 A
	5-pin = 600V, 8 A
	6-pin = 600V, 8 A
Environmental	
Enclosure type rating	NEMA 4, 6P, 12, 13; IP67; 1200 psi washdown, IP69K
Temperature rating	-20...+105 °C (-4...+221 °F)

Mating Components and Accessories

Description	Cat. No.
Coupling adapters	889A-NADPT

Product Selection

Cordsets

No. of Pins	Assembly Rating	Color Code	Cat. No. ⁽¹⁾			
			Straight Female	Right Angle Female	Straight Male	Right Angle Male
2-pin	600V, 13 A	A	889N-F2AFC-6F	889N-R2AFC-6F	889N-U2AFC-6F	889N-V2AFC-6F
3-pin		A	889N-F3AFC-6F	889N-R3AFC-6F	889N-U3AFC-6F	889N-V3AFC-6F
4-pin	600V, 10 A	B	889N-F3AFA-6F	889N-R3AFA-6F	889N-U3AFA-6F	889N-V3AFA-6F
		A	889N-F4AFC-6F	889N-R4AFC-6F	889N-U4AFC-6F	889N-V4AFC-6F
5-pin	600V, 8 A	B	889N-F4AFA-6F	889N-R4AFA-6F	889N-U4AFA-6F	889N-V4AFA-6F
		A	889N-F4AF-6F	889N-R4AF-6F	889N-U4AF-6F	889N-V4AF-6F
		C	889N-F5AFC-6F	889N-R5AFC-6F	889N-U5AFC-6F	889N-V5AFC-6F
6-pin	600V, 8 A	B	889N-F5AFA-6F	889N-R5AFA-6F	889N-U5AFA-6F	889N-V5AFA-6F
		A	889N-F6AFC-6F	889N-R6AFC-6F	889N-U6AFC-6F	889N-V6AFC-6F
			889N-F6AF-6F	889N-R6AF-6F	889N-U6AF-6F	889N-V6AF-6F

(1) The 6F at the end of the catalog number is for 6 ft cable length. Replace the 6 with 12 (12 ft), or 20 (20 ft) for other standard cable lengths.

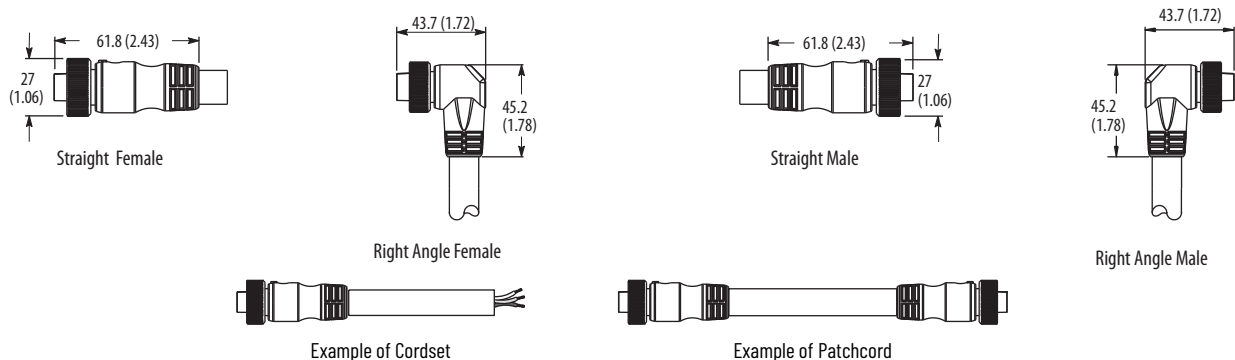
Patchcords

No. of Pins	Assembly Rating	Cat. No. ⁽¹⁾			
		Straight Female	Straight Female	Right Angle Female	Right Angle Female
		Straight Male	Right Angle Male	Straight Male	Right Angle Male
2-pin	600V, 13 A	889N-F2AFNU-6F	889N-F2AFNV-6F	889N-R2AFNU-6F	889N-R2AFNV-6F
3-pin	600V, 13 A	889N-F3AFNU-6F	889N-F3AFNV-6F	889N-R3AFNU-6F	889N-R2AFNV-6F
4-pin	600V, 10 A	889N-F4AFNU-6F	889N-F4AFNV-6F	889N-R4AFNU-6F	889N-R2AFNV-6F
5-pin	600V, 8 A	889N-F5AFNU-6F	889N-F5AFNV-6F	889N-R5AFNU-6F	889N-R5AFNV-6F
6-pin	600V, 8 A	889N-F6AFNU-6F	889N-F6AFNV-6F	889N-R6AFNU-6F	889N-R6AFNV-6F











(1) The 6F at the end of the catalog number is for 6 ft cable length. Replace the 6 with 12 (12 ft), or 20 (20 ft) for other standard cable lengths.

IMPORTANT Stainless steel connector versions can be ordered by adding an S to the catalog number, for example, 889NS-F3AFC-6F.

Approximate Dimensions [mm (in.)]



Pinout and Color Code

Color Code	Face View Pinout															
	2-pin		3-pin		4-pin		5-pin		6-pin							
																
	Female	Male	Female	Male	Female	Male	Female	Male	Female	Male						
A (US)	1 White 2 Black		1 Green 2 Black 3 White		1 Black 2 White		3 Red 4 Green		1 White 2 Red 3 Green		4 Orange 5 Black		1 White 2 Red 3 Green		4 Orange 5 Black 6 Blue	
B (Auto)	-		1 Green 2 Red/Black Tr 3 Red/White Tr		1 Red/Black Tr 2 Red/White Tr		3 Red 4 Green		1 Red/White Tr 2 Red 3 Green 4 Red/Yellow Tr 5 Red/Black Tr		-		-		-	
C (IEC)	-		-		1 Black 2 Blue		3 Brown 4 White		1 Black 2 Blue 3 Orange		4 Brown 5 White		1 Blue 2 Orange 3 Red		4 White 5 Brown 6 Black	

Mini Style 18 AWG, PVC



4-pin Straight Mini Cordset

Specifications

Attribute	Value
Certifications	UL Recognized and CSA Certified
Coupling nut material	Epoxy-coated zinc
Housing material	Molded oil-resistant TPE
Contact material	Gold-plated palladium/nickel
Cable type	Oil-resistant yellow PVC jacket, 18 AWG stranded copper, 300V; UL Recognized and CSA Certified
Bend radius	10x diameter
Cable diameter	2/c = 6 (0.24) [mm (in.)] 3/c = 6 (0.25) 4/c = 7 (0.27) 5/c = 8 (0.31) 6/c = 8 (0.32)
Electrical	
Cable rating	UL AWM style 2661 VW-1 105C 300V, CSA AWM A/B I/II 80C 300V FT1, UV oil and water resistant
Assembly rating	2-pin = 300V, 10 A 3-pin = 300V, 10 A 4-pin = 300V, 7 A 5-pin = 300V, 5.6 A 6-pin = 300V, 5.6 A
Environmental	
Enclosure type rating	NEMA 4, 6P, 12, 13; IP67; 1200 psi washdown, IP69K
Temperature rating	-20...+105 °C (-4...+221 °F)

Mating Components and Accessories

Description	Cat. No.
Coupling adapters	889A-NADPT

Product Selection

Cordsets

No. of Pins	Assembly Rating	Color Code	Cat. No. ⁽¹⁾			
			Straight Female	Right Angle Female	Straight Male	Right Angle Male
2-pin	300V, 10 A	A	889N-F2AEC-6F	889N-R2AEC-6F	889N-U2AEC-6F	889N-V2AEC-6F
3-pin		A	889N-F3AEC-6F	889N-R3AEC-6F	889N-U3AEC-6F	889N-V3AEC-6F
		B	889N-F3AEA-6F	889N-R3AEA-6F	889N-U3AEA-6F	889N-V3AEA-6F
4-pin	300V, 7 A	A	889N-F4AEC-6F	889N-R4AEC-6F	889N-U4AEC-6F	889N-V4AEC-6F
		B	889N-F4AEA-6F	889N-R4AEA-6F	889N-U4AEA-6F	889N-V4AEA-6F
		C	889N-F4AE-6F	889N-R4AE-6F	889N-U4AE-6F	889N-V4AE-6F
5-pin	300V, 5.6 A	A	889N-F5AEC-6F	889N-R5AEC-6F	889N-U5AEC-6F	889N-V5AEC-6F
		B	889N-F5AEA-6F	889N-R5AEA-6F	889N-U5AEA-6F	889N-V5AEA-6F
		C	889N-F5AE-6F	889N-R5AE-6F	889N-U5AE-6F	889N-V5AE-6F
6-pin		A	889N-F6AE-6F	889N-R6AE-6F	889N-U6AE-6F	889N-V6AE-6F

(1) The 6F at the end of the catalog number is for 6 ft cable length. Replace the 6 with 12 (12 ft) or 20 (20 ft) for other standard cable lengths.

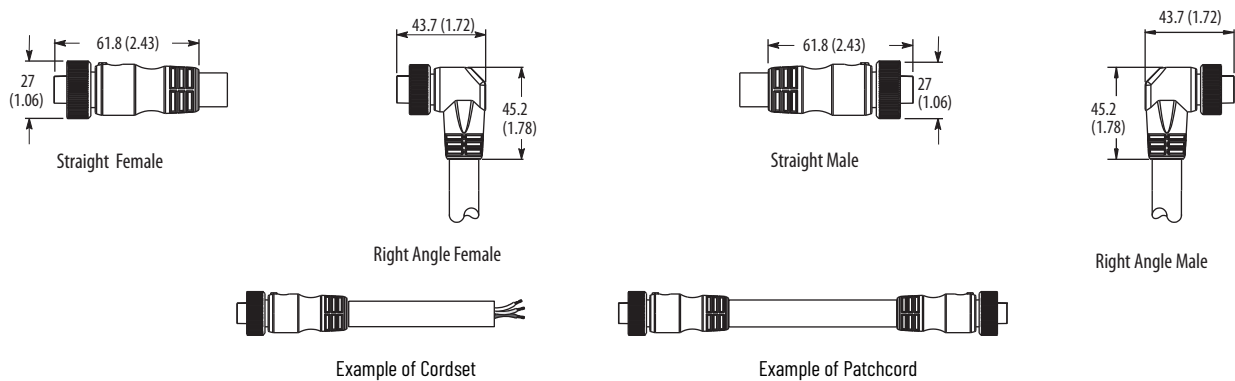
Patchcords

No. of Pins	Assembly Rating	Cat. No. ⁽¹⁾			
		Straight Female Straight Male	Straight Female Right Angle Male	Right Angle Female Straight Male	Right Angle Female Right Angle Male
2-pin	300V, 10 A	889N-F2AENU-6F	889N-F2AENV-6F	889N-R2AENU-6F	889N-R2AENV-6F
3-pin		889N-F3AENU-6F	889N-F3AENV-6F	889N-R3AENU-6F	889N-R3AENV-6F
4-pin	300V, 7 A	889N-F4AENU-6F	889N-F4AENV-6F	889N-R4AFNU-6F	889N-R4AENV-6F
5-pin	300V, 5.6 A	889N-F5AENU-6F	889N-F5AENV-6F	889N-R5AENU-6F	889N-R5AENV-6F
6-pin		889N-F6AENU-6F	889N-F6AENV-6F	889N-R6AENU-6F	889N-R6AFNV-6F

(1) The 6F at the end of the catalog number is for 6 ft cable length. Replace the 6 with 12 (12 ft) or 20 (20 ft) for other standard cable lengths.

IMPORTANT Stainless steel connector versions can be ordered by adding an S to the catalog number, for example, 889NS-F3AFC-6F.

Approximate Dimensions [mm (in.)]



Pinout and Color Code

Color Code	Face View Pinout									
	2-pin		3-pin		4-pin		5-pin		6-pin	
	Female	Male	Female	Male	Female	Male	Female	Male	Female	Male
A (US)	1 White 2 Black		1 Green 2 Black 3 White		1 Black 2 White	3 Red 4 Green	1 White 2 Red 3 Green	4 Orange 5 Black	1 White 2 Red 3 Green	4 Orange Black Blue
B (Auto)	—		1 Green 2 Red/Black Tr 3 Red/White Tr		1 Red/Black Tr 1 Red/White Tr	3 Red 4 Green	1 Red/White Tr 2 Red 3 Green 4 Red/Yellow Tr 5 Red/Black Tr			—
C (IEC)	—		—		1 Black 1 Blue	3 Brown 4 White	1 Black 2 Blue 3 Gray	4 Brown 5 White		—

Mini Style 16 AWG, ToughLink™ and ToughWeld™



4-pin Straight Mini Cordset

Specifications

Attribute	Value
Certifications	UL Recognized and CSA Certified
Coupling nut material	Epoxy-coated zinc
Housing material	Molded oil-resistant TPE
Contact material	Gold-plated palladium/nickel
Cable type	ToughLink: Oil-resistant yellow TPE jacket, 16 AWG stranded copper, 600V; UL Recognized and CSA Certified, SE00W ToughWeld: Oil-resistant yellow CPE thermoset jacket, 16 AWG stranded copper, 600V; UL Recognized and CSA Certified, S00W
Bend radius	10x diameter
Cable diameter [mm (in.)]	3/c = 10 (0.41) 4/c = 11 (0.44) 5/c = 13 (0.52)
Electrical	
Cable rating	ToughLink: UL SE00W VW-1 105C -50C 600V water resistant, CSA ST00 FT-1 600V; ToughWeld: UL S00W 105C 600V water resistant, CSA -50C FT-1 600V
Assembly rating	3-pin = 600V, 13 A 4-pin = 600V, 10 A 5-pin = 600V, 8 A
Environmental	
Enclosure type rating	NEMA 4, 6P, 12, 13; IP67; 1200 psi washdown, IP69K
Temperature rating	-50...+105 °C (-58...+221 °F)

Mating Components and Accessories

Description	Cat. No.
Coupling adapters	889A-NADPT

Product Selection

Cordsets

No. of Pins	Jacket Material	Assembly Rating	Color Code	Cat. No. ⁽¹⁾			
				Straight Female	Right Angle Female	Straight Male	Right Angle Male
3-pin	ToughLink (TPE)	600V 13 A	A	889N-F3HFC-6F	889N-R3HFC-6F	889N-U3HFC-6F	889N-V3HFC-6F
4-pin		600V 10 A		889N-F4HFC-6F	889N-R4HFC-6F	889N-U4HFC-6F	889N-V4HFC-6F
5-pin		600V 8 A		889N-F5HFC-6F	889N-R5HFC-6F	889N-U5HFC-6F	889N-V5HFC-6F
3-pin	ToughWeld (CPE)	600V 13 A		889N-F3WFC-6F	889N-R3WFC-6F	889N-U3WFC-6F	889N-V3WFC-6F
4-pin		600V 10 A		889N-F4WFC-6F	889N-R4WFC-6F	889N-U4WFC-6F	889N-V4WFC-6F
5-pin		600V 8 A		889N-F5WFC-6F	889N-R5WFC-6F	889N-U5WFC-6F	889N-V5WFC-6F

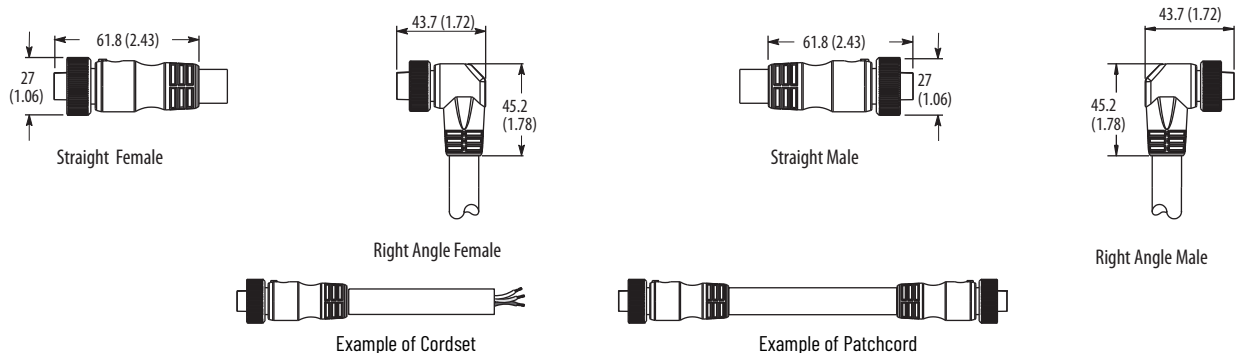
(1) The 6F at the end of the catalog number is for 6 ft cable length. Replace the 6 with 12 (12 ft) or 20 (20 ft) for other standard cable lengths.

Patchcords

No. of Pins	Jacket Material	Assembly Rating	Cat. No. ⁽¹⁾			
			Straight Female	Straight Female	Right Angle Female	Right Angle Female
			Straight Male	Right Angle Male	Straight Male	Right Angle Male
3-pin	ToughLink (TPE)	600V 13 A	889N-F3HFNU-6F	889N-F3HFNV-6F	889N-R3HFNU-6F	889N-R3HFNV-6F
4-pin		600V 10 A	889N-F4HFNU-6F	889N-F4HFNV-6F	889N-R4HFNU-6F	889N-R4HFNV-6F
5-pin		600V 8 A	889N-F5HFNU-6F	889N-F5HFNV-6F	889N-R5HFNU-6F	889N-R5HFNV-6F
3-pin	ToughWeld (CPE)	600V 13 A	889N-F3WFNU-6F	889N-F3WFNV-6F	889N-R3WFNU-6F	889N-R3WFNV-6F
4-pin		600V 10 A	889N-F4WFNU-6F	889N-F4WFNV-6F	889N-R4WFNU-6F	889N-R4WFNV-6F
5-pin		600V 8 A	889N-F5WFNU-6F	889N-F5WFNV-6F	889N-R5WFNU-6F	889N-R5WFNV-6F

(1) The 6F at the end of the catalog number is for 6 ft cable length. Replace the 6 with 12 (12 ft) or 20 (20 ft) for other standard cable lengths.

Approximate Dimensions [mm (in.)]



Pinout and Color Code

Color Code	Face View Pinout					
	3-pin		4-pin		5-pin	
	A (US)					
	1 Green 2 Black 3 White	1 Black 2 White	3 Red 4 Green	1 White 2 Red 3 Green	4 Orange 5 Black	

Mini Style 18 AWG, TPE and ToughWeld™



4-pin Straight Mini Cordset

Specifications

Attribute	Value
Certifications	UL Recognized and CSA Certified
Coupling nut material	Epoxy-coated zinc
Housing material	Molded oil-resistant TPE
Contact material	Gold-plated palladium/nickel
Cable type	Oil-resistant yellow TPE or CPE jacket, 18 AWG stranded copper, 300V; UL Recognized and CSA Certified
Bend radius	10x diameter
Cable diameter [mm (in.)]	TPE: 3/c = 6 (0.25), 4/c = 7 (0.27), 5/c = 8 (0.32) ToughWeld: 3/c = 8 (0.32), 4/c = 9 (0.36), 5/c = 10 (0.38)
Electrical	
Cable rating	TPE: UL AWM style 20327 VW-1 105C 300V, CSA AWM A/B I/II 105C 300V FT1, UV oil and water resistant ToughWeld: UL SJ00W 105C 300V water resistant, CSA -50C FT-1 300V
Assembly rating	3-pin = 300V, 10 A 4-pin = 300V, 7 A 5-pin = 300V, 5.6 A
Environmental	
Enclosure type rating	NEMA 4, 6P, 12, 13; IP67; 1200 psi washdown, IP69K
Temperature rating	-50...+105 °C (-58...+221 °F)

Mating Components and Accessories

Description	Cat. No.
Coupling adapters	889A-NADPT

Product Selection

Cordsets

No. of Pins	Jacket Material	Assembly Rating	Color Code	Cat. No. ⁽¹⁾			
				Straight Female	Right Angle Female	Straight Male	Right Angle Male
3-pin	TPE	300V, 10 A	B	889N-F3HJA-6F	889N-R3HJA-6F	889N-U3HJA-6F	889N-V3HJA-6F
4-pin		300V, 7 A		889N-F4HJA-6F	889N-R4HJA-6F	889N-U4HJA-6F	889N-V4HJA-6F
5-pin		300V, 5.6 A		889N-F5HJA-6F	889N-R5HJA-6F	889N-U5HJA-6F	889N-V5HJA-6F
3-pin	ToughWeld (CPE)	300V, 10 A	A	889N-F3WEC-6F	889N-R3WEC-6F	889N-U3WEC-6F	889N-V3WEC-6F
4-pin		300V, 7 A		889N-F4WEC-6F	889N-R4WEC-6F	889N-U4WEC-6F	889N-V4WEC-6F
5-pin		300V, 5.6 A		889N-F5WEC-6F	889N-R5WEC-6F	889N-U5WEC-6F	889N-V5WEC-6F

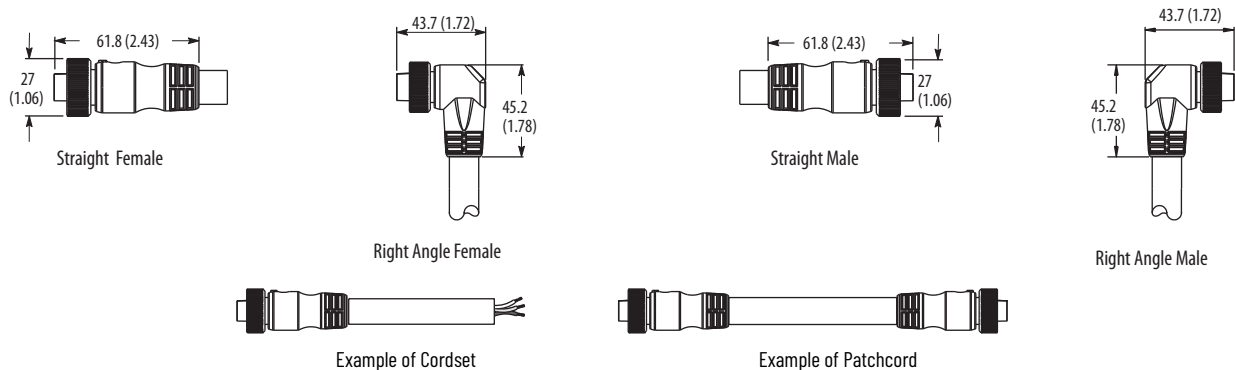
(1) The 6F at the end of the cat. no. is for 6 ft cable length. Replace the 6 with 12 (12 ft), or 20 (20 ft) for other standard cable lengths.

Patchcord

No. of Pins	Jacket Material	Assembly Rating	Cat. No. ⁽¹⁾			
			Straight Female Straight Male	Straight Female Right Angle Male	Right Angle Female Straight Male	Right Angle Female Right Angle Male
3-pin	TPE	300V, 10 A	889N-F3HJNU-6F	889N-F3HJNV-6F	889N-R3HJNU-6F	889N-R3HJNV-6F
4-pin		300V, 7 A	889N-F4HJNU-6F	889N-F4HJNV-6F	889N-R4HJNU-6F	889N-R4HJNV-6F
5-pin		300V, 5.6 A	889N-F5HJNU-6F	889N-F5HJNV-6F	889N-R5HJNU-6F	889N-R5HJNV-6F
3-pin	ToughWeld (CPE)	300V, 10 A	889N-F3WENU-6F	889N-F3WENV-6F	889N-R3WENU-6F	889N-R3WENV-6F
4-pin		300V, 7 A	889N-F4WENU-6F	889N-F4WENV-6F	889N-R4WENU-6F	889N-R4WENV-6F
5-pin		300V, 5.6 A	889N-F5WENU-6F	889N-F5WENV-6F	889N-R5WENU-6F	889N-R5WENV-6F

(1) The 6F at the end of the cat. no. is for 6 ft cable length. Replace the 6 with 12 (12 ft), or 20 (20 ft) for other standard cable lengths.

Approximate Dimensions [mm (in.)]



Pinout and Color Code

Color Code	Face View Pinout					
	3-pin		4-pin		5-pin	
A (US)						
B (Auto)						
A (US)	1 Green 2 Black 3 White		1 Black 2 White	3 Red 4 Green	1 White 2 Red 3 Green	4 Orange 5 Black
B (Auto)	1 Green 2 Red/Black Tr 3 Red/White Tr		1 Red/Black Tr 2 Red/White Tr	3 Red 4 Green	1 Red/White Tr 2 Red 3 Green	4 Red/Yellow Tr 5 Red/Black Tr

Mini Style PLTC, 18 AWG, Gray PVC



4-pin Straight Mini Cordset

Specifications

Attribute	Value
Certifications	UL Recognized and CSA Certified
Mechanical	
Coupling nut material	Epoxy-coated zinc
Housing material	Molded oil resistant TPE
Contact material	Gold over nickel-plated brass
Cable type	Oil-resistant gray PVC jacket, 18 AWG conductors, 300V, UL Listed and CSA Certified
Bend radius	10x diameter
Electrical	
Cable rating	UL PLTC AWM Style 2661VW-1 105C 300V, CSA AWM A/B 1/II 80C 300V FT1, UV oil and water resistant
Assembly rating	4-pin = 300V, 7 A 5-pin = 300V, 5.6 A 6-pin = 300V, 5.6 A
Environmental	
Enclosure type rating	NEMA 4, 6P, 12, 13; IP67; 1200 psi washdown, IP69K
Temperature rating	-20...+105 °C (-4...+221 °F)

Mating Components and Accessories

Description	Cat. No.
Coupling adapters	889A-NADPT

Product Selection

Cordsets

No. of Pins	Cable Diameter	Color Code	Cat. No. ⁽¹⁾			
			Straight Female	Right Angle Female	Straight Male w/ Internal Threads	Right Angle Male w/ Internal Threads
2-pin	6.0 (0.235)	B	889N-F2GEC-6F	889N-R2GEC-6F	889N-U2GEC-6F	889N-V2GEC-6F
3-pin	6.6 (0.26)		889N-F3GEC-6F	889N-R3GEC-6F	889N-U3GEC-6F	889N-V3GEC-6F
4-pin†	6.6 (0.26)		889N-F4GEC-6F	889N-R4GEC-6F	889N-U4GEC-6F	889N-V4GEC-6F
5-pin†	7.6 (0.3)		889N-F5GEC-6F	889N-R5GEC-6F	889N-U5GEC-6F	889N-V5GEC-6F
6-pin†	8.1 (0.32)		889N-F6GEC-6F	889N-R6GEC-6F	889N-U6GEC-6F	889N-V6GEC-6F

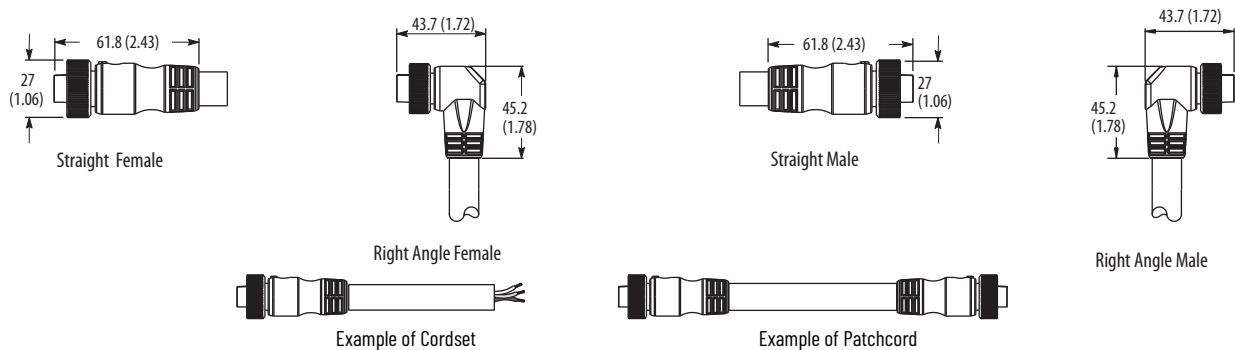
(1) The 6F at the end of the catalog number is for 6 ft cable length. Replace the 6 with 12 (12 ft), or 20 (20 ft) for other standard cable lengths.

Patchcords

No. of Pins	Cable Diameter	Cat. No. ⁽¹⁾			
		Straight Female Straight Male	Straight Female Right Angle Male	Right Angle Female Straight Male	Right Angle Female Right Angle Male
4-pin	6.6 (0.26)	889N-F4GENU-6F	889N-F4GENV-6F	889N-R4GENU-6F	889N-R4GENV-6F
5-pin	7.6 (0.3)	889N-F5GENU-6F	889N-F5GENV-6F	889N-R5GENU-6F	889N-R5GENV-6F
6-pin	8.1 (0.32)	889N-F6GENU-6F	889N-F6GENV-6F	889N-R6GENU-6F	889N-R6GENV-6F

(1) The 6F at the end of the catalog number is for 6 ft cable length. Replace the 6 with 12 (12 ft), or 20 (20 ft) for other standard cable lengths.

Approximate Dimensions [mm (in.)]



Pinout and Color Code

Color Code	Face View Pinout					
	4-pin		5-pin		6-pin	
A (IEC)	1 Black 2 Blue	3 Brown 4 White	1 Black 2 Blue 3 Gray	4 Brown 5 White	1 White 2 Red 3 Green	4 Orange 5 Black 6 Blue
B (US)	1 Black 2 White	3 Red 4 Green	1 White 2 Red 3 Green	4 Orange 5 Black	1 White 2 Red 3 Green	4 Orange 5 Black 6 Blue

Mini Style LED or Coil Cables, PVC



3-pin Illuminated Mini Cordset

Specifications

Attribute	Value
Certifications	UL Recognized and CSA Certified
Mechanical	
Coupling nut material	Epoxy-coated zinc
Housing material	Molded oil-resistant PUR
Contact material	Gold-plated palladium/nickel
Cable type	Oil-resistant yellow PVC jacket, 18 AWG stranded copper, illuminated, 300V; UL Recognized and CSA Certified
Bend radius	10x diameter
Cable diameter	3/c = 7.4 mm (0.29 in.) 4/c = 7.1 mm (0.28 in.)
Electrical	
Cable rating	LED models: UL AWM style 2661 VW-1105C 300V, CSA AWM A/B I/ II 80C 300V FT1, UV oil and water resistant Coiled Cable: 300V, UL style 20197, CSA AWM 1/11 A/B
Assembly rating	3-pin = 120V, 3 A for 18 AWG, 6 A for 16 AWG 4-pin = 120V, 3 A for 18 AWG, 6 A for 16 AWG
Environmental	
Enclosure type rating	NEMA 4, 6P, 12, 13; IP67; 1200 psi washdown, IP69K
Temperature rating	-20...+105 °C (-4...+221 °F)

Product Selection

Cordsets

No. of Pins	Jacket Material	Wire Rating	Cat. No. ⁽¹⁾	
			Straight Female	Right Angle Female
3-pin	Yellow PVC	16 AWG	889N-K3AFA-6F	889N-L3AFA-6F
3-pin	Yellow PVC	18 AWG	889N-K3AEA-6F	889N-L3AEA-6F

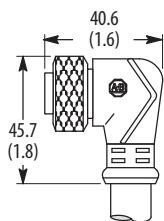
(1) The 6F at the end of the catalog number is for 6 ft cable length. Replace the 6 with 12 (12 ft), or 20 (20 ft) for other standard cable lengths.

Patchcords

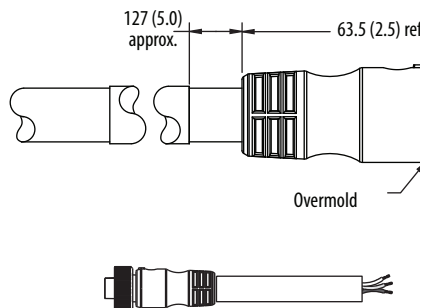
No. of Pins		Jacket Material	Wire Rating	Cat. No. ⁽¹⁾			
Female	Male			Straight Female Straight Male	Straight Female Right Angle Male	Right Angle Female Straight Male	Right Angle Female Right Angle Male
3-pin	4-pin	Yellow PVC	16 AWG	889N-K3AFN4U-6F	889N-K3AFN4V-6F	889N-L3AFN4U-6F	889N-L3AFN4V-6F
3-pin	4-pin	Yellow PVC	18 AWG	889N-K3AEN4U-6F	889N-K3AEN4V-6F	889N-L3AEN4U-6F	889N-L3AEN4V-6F

(1) The 6F at the end of the catalog number is for 6 ft cable length. Replace the 6 with 12 (12 ft), or 20 (20 ft) for other standard cable lengths.

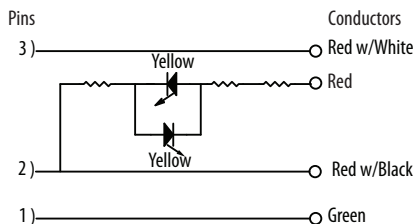
Approximate Dimensions [mm (in.)]



Right Angle Female



Typical Wiring Diagrams



Pinout and Color Code

Color Code	Face View Pinout		
	3-pin	4-pin	
	Female	Female	
A	1 Green 2 Red/Black Tr 3 Red/White Tr	1 Red/Black Tr 2 Red/White Tr	3 Red 4 Green

Mini Style T-Ports, Tap-style Wiring



Tap-style Wiring

Specifications

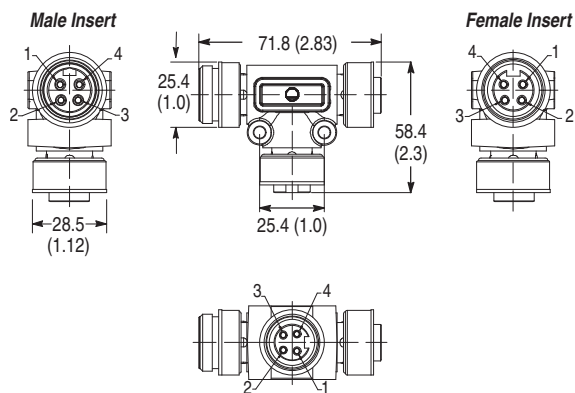
Attribute	Value
Certifications	UL Recognized and CSA Certified
Mechanical	
Coupling nut material	Black epoxy-coated zinc
Housing material	TPE
Contact material	Gold-plated palladium/nickel
Electrical	
Assembly rating	300V, 8 A
Environmental	
Enclosure type rating	IP67, NEMA 6P, 1200 psi (8270 kPa) washdown
Operating temperature	-25...+70 °C (-13...+158 °F)

Product Selection

No. of Pins	Wiring Diagram	Assembly Rating	Cat. No.
3-pin		300V 8 A	898N-33PB-N4KF
4-pin			898N-43PB-N4KF
5-pin			1485P-P1N5-MN5KF

IMPORTANT Stainless steel connector versions can be ordered by adding an S to the catalog number, for example, 889NS-42PB-N4KF.

Approximate Dimensions [mm (in.)]



Pinout and Color Code

Face View Pinout					
3-pin		4-pin		5-pin	
Female	Male	Female	Male	Female	Male

Mini Style Receptacles, 16 and 18 AWG, 1/2 in. NPT Mount

Specifications



4-pin Mini Male Receptacle



2-pin Mini Female Receptacle

Attribute	Value
Certifications	UL Recognized and CSA Certified
Mechanical	
Coupling nut material	Black epoxy-coated zinc
Contact material	Gold-plated palladium/nickel
Insert material	PVC
Conductors	16 and 18 AWG, PVC insulation
Electrical	
Assembly rating	2-pin = 16 AWG: 600V, 13 A; 18 AWG: 300V, 8 A 3-pin = 16 AWG: 600V, 13 A; 18 AWG: 300V, 8 A 4-pin = 16 AWG: 600V, 10 A; 18 AWG: 300V, 8 A 5-pin = 16 AWG: 600V, 8 A; 18 AWG: 300V, 8 A 6-pin = 16 AWG: 600V, 8 A; 18 AWG: 300V, 8 A
Environmental	
Enclosure type rating	NEMA 6P; IP67; 1200 psi washdown
Operating temperature	-20...+105 °C (-4...+221 °F)

Mating Components and Accessories

Description	Cat. No.
1/2 inch-14 NPT mounting nut ⁽¹⁾	889A-U1NUT-10
1/2 inch-14 NPT flat sealing washer ⁽¹⁾	889A-U1FSL-10

(1) Sold in bags of 10.

Product Selection

16 AWG Receptacles

No. of Pins	Assembly Rating	Color Code	Thread Size	Cat. No. ⁽¹⁾			
				Straight Female External Threads	Right Angle Female External Threads	Straight Male External Threads	Right Angle Male External Threads
2-pin	600V AC/DC, 13 A	A	1/2 inch-14 NPT	888N-F2AF1-1F	888N-R2AF1-1F	888N-M2AF1-1F	888N-E2AF1-1F
3-pin		A		888N-F3AF1-1F	888N-R3AF1-1F	888N-M3AF1-1F	888N-E3AF1-1F
	B	888N-F3AFA1-1F		888N-R3AFA1-1F	888N-M3AFA1-1F	888N-E3AFA1-1F	
4-pin	600V AC/DC, 10 A	A		888N-F4AF1-1F	888N-R4AF1-1F	888N-M4AF1-1F	888N-E4AF1-1F
		B		888N-F4AFA1-1F	888N-R4AFA1-1F	888N-M4AFA1-1F	888N-E4AFA1-1F
		C		888N-F4AFE1-1F	888N-R4AFE1-1F	888N-M4AFE1-1F	888N-E4AFE1-1F
5-pin	600V AC/DC, 8 A	A		888N-F5AF1-1F	888N-R5AF1-1F	888N-M5AF1-1F	888N-E5AF1-1F
		B		888N-F5AFA1-1F	888N-R5AFA1-1F	888N-M5AFA1-1F	888N-E5AFA1-1F
		C		888N-F5AFE1-1F	888N-R5AFE1-1F	888N-M5AFE1-1F	888N-E5AFE1-1F
6-pin		A		888N-F6AF1-1F	888N-R6AF1-1F	888N-M6AF1-1F	888N-E6AF1-1F

(1) The 1F at the end of the catalog number is for 1 ft cable length. Replace the 1 with 3 (3 ft) for other standard cable lengths.

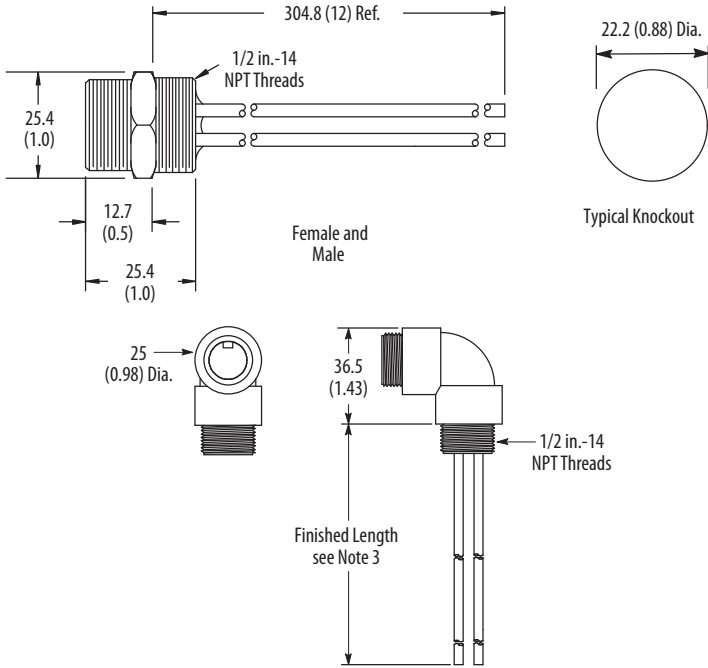
18 AWG Receptacles

No. of Pins	Assembly Rating	Color Code	Thread Size	Cat. No. ⁽¹⁾			
				Straight Female External Threads	Right Angle Female External Threads	Straight Male External Threads	Right Angle Male External Threads
2-pin	300V, 10 A	A	1/2 inch-14 NPT	888N-F2AE1-1F	888N-R2AE1-1F	888N-M2AE1-1F	888N-E2AE1-1F
3-pin		A		888N-F3AE1-1F	888N-R3AE1-1F	888N-M3AE1-1F	888N-E3AE1-1F
	B	888N-F3AEA1-1F		888N-R3AEA1-1F	888N-M3AEA1-1F	888N-E3AEA1-1F	
4-pin	300V, 7 A	A		888N-F4AE1-1F	888N-R4AE1-1F	888N-M4AE1-1F	888N-E4AE1-1F
		B		888N-F4AEA1-1F	888N-R4AEA1-1F	888N-M4AEA1-1F	888N-E4AEA1-1F
		C		888N-F4AEE1-1F	888N-R4AEE1-1F	888N-M4AEE1-1F	888N-E4AEE1-1F
5-pin	300V, 5.6 A	A		888N-F5AE1-1F	888N-R5AE1-1F	888N-M5AE1-1F	888N-E5AE1-1F
		B		888N-F5AEA1-1F	888N-R5AEA1-1F	888N-M5AEA1-1F	888N-E5AEA1-1F
		C		888N-F5AEE1-1F	888N-R5AEE1-1F	888N-M5AEE1-1F	888N-E5AEE1-1F
6-pin		A		888N-F6AE1-1F	888N-R6AE1-1F	888N-M6AE1-1F	888N-E6AE1-1F

(1) The 1F at the end of the catalog number is for 1 ft cable length. Replace the 1 with 3 (3 ft) for other standard cable lengths.

Approximate Dimensions [mm (in.)]

The 1F at the end of the catalog number is for 1 ft cable length. Replace the 1 with 3 (3 ft) for other standard cable lengths.



Pinout and Color Code

Color Code	Face View Pinout									
	2-pin		3-pin		4-pin		5-pin		6-pin	
	Female	Male	Female	Male	Female	Male	Female	Male	Female	Male
A (US)	1 White 2 Black		1 Green 2 Black 3 White		1 Black 2 White	3 Red 4 Green	1 White 2 Red 3 Green	4 Orange 5 Black	1 White 2 Red 3 Green	4 Orange 5 Black 6 Blue
B (Auto)	—		1 Green 2 Red/Black Tr 3 Red/White Tr		1 Red/Black Tr 2 Red/White Tr	3 Red 4 Green	1 Red/White Tr 2 Red 3 Green 4 Red/Yellow Tr 5 Red/Black Tr		—	
C (IEC)	—		—		1 Black 2 Blue	3 Brown 4 White	1 Black 2 Blue 3 Gray	4 Brown 5 White		—

Mini Style Terminal Chambers, Screw Type, Field Attachable Connector



4-pin Mini Male Receptacle

Specifications

Attribute	Value
Mechanical	
Coupling nut material	Black anodized aluminum
Connector shell material	PBT
Contact material	Gold-plated brass
Wire Size	16 AWG (1.5 mm ²), max
Environmental	
Enclosure type rating	IP67
Operating temperature	-40...+85 °C (-40...+185 °F)

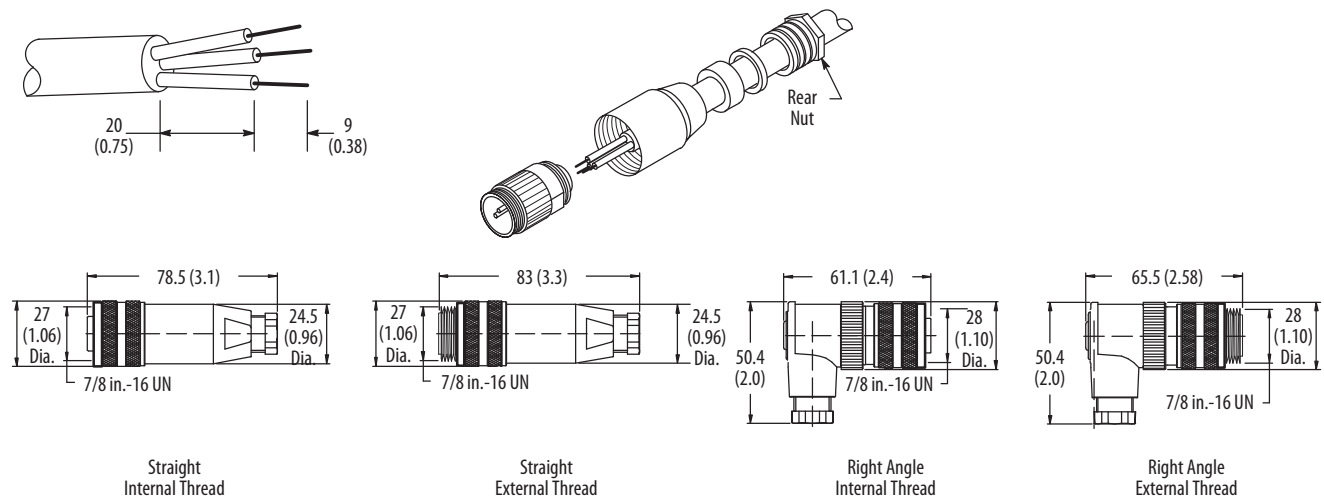
Product Selection

No. of Pins	Cable Diameter [mm (in.)]	Assembly Rating	Thread Size	Cat. No.		
				Straight Female Internal Threads	Straight Male Internal Threads	Straight Male External Threads
3-pin	6.0...8.0 (0.23...0.31)	250V, 12 A	PG9	871A-TS3-N2 ⁽¹⁾	871A-TS3-NU2 ⁽¹⁾	871A-TS3-NM2 ⁽¹⁾
	10.0...12.0 (0.39...0.47)		PG13.5	871A-TS3-N1	871A-TS3-NU1	871A-TS3-NM1
4-pin	6.0...8.0 (0.23...0.31)	250V, 9 A	PG9	871A-TS4-N1 ⁽¹⁾	871A-TS4-NU1 ⁽¹⁾	871A-TS4-NM1 ⁽¹⁾
	10.0...12.0 (0.39...0.47)		PG13.5	871A-TS4-N2	871A-TS4-NU2	871A-TS4-NM2
	12.0...14.0 (0.47...0.55)		PG16	871A-TS4-N3	871A-TS4-NU3	871A-TS4-NM3
5-pin	6.0...8.0 (0.24...0.32)	250V, 9 A	PG9	871A-TS5-N1 ⁽¹⁾	871A-TS5-NU1 ⁽¹⁾	871A-TS5-NM1 ⁽¹⁾
	10.0...12.0 (0.39...0.47)		PG13.5	871A-TS5-N2	871A-TS5-NU2	871A-TS5-NM2
	12.0...14.0 (0.47...0.55)		PG16	871A-TS5-N3	871A-TS5-NU3	871A-TS5-NM3

(1) Available in right angle. Replace the S in the catalog number with an R, for example, 871A-TR3-N2.

IMPORTANT Stainless steel connector versions may be ordered by adding an S to the catalog number, for example, 871AS-TS3-N2.

Approximate Dimensions [mm (in.)]



Face View Pinout

3-pin		4-pin		5-pin	
Female	Male	Female	Male	Female	Male

Mini Style Bulkhead Pass-thru



Bulkhead Pass-thru, Mini Style

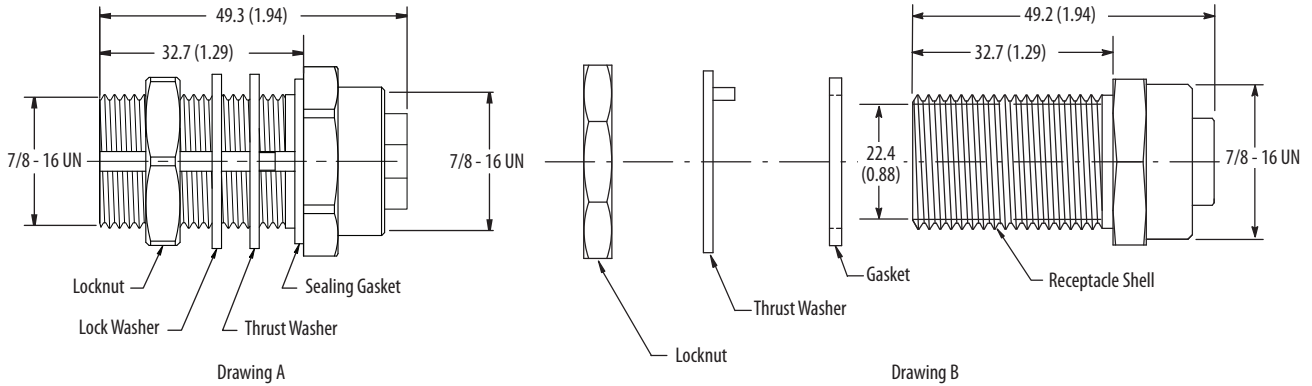
Specifications

Attribute	Value
Certifications	UL Recognized and CSA Certified
Mechanical	
Material	Nickel-plated brass/gold
Lock Nut	Nickel-plated brass
Contact material	Gold-plated palladium/nickel
Gasket material	Neoprene
Thrust washer	Nylon
Connector insert material	PVC
Environmental	
Enclosure type rating	NEMA 4, 6P, 12, 13; IP67; 1200 psi washdown
Operating temperature	-40...+105 °C (-40...+221 °F)

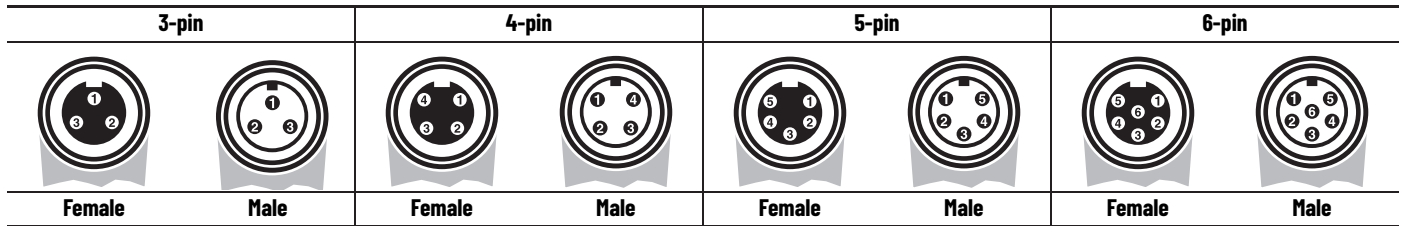
Product Selection

No. of Pins	Drawing	Assembly Rating	Cat. No.
3-pin	B	600V 13 A	889A-CXN3-M3
4-pin	B	600V, 8 A	889A-CXN4-M4
5-pin	A	600V, 8 A	1485A-CXN5-M5
6-pin	B	600V 8 A	889A-CXN6-M6

Approximate Dimensions [mm (in.)]



Face View Pinout



Mini-plus Style 16 AWG, ST00W-A, 7- and 8-pin



8-pin Mini-plus Cordset



8-pin Mini-plus Straight to Straight Patchcord

Specifications

Attribute	Value
Certifications	UL Recognized and CSA Certified
Mechanical	
Coupling nut material	Brass nickel, 16 AWG Epoxy-coated zinc, 18 AWG
Housing material	TPU yellow
Contact material	Gold-plated machined brass
Cable type	Oil-resistant yellow PVC jacket, 16 or 18 AWG stranded copper, 600V or 300V; UL Recognized and CSA Certified, ST00W
Bend radius	10x diameter
Cable diameter [mm (in.)]	7/c = 14 (0.55) 8/c = 15 (0.59)
Electrical	
Cable rating	16 AWG: UL ST00W 90C 600V, CSA ST 105C FT2 18 AWG: UL AWM style 2517 or 2661 105C 300V, CSA AWM A/B I/II 105C 300V FT1
Assembly rating	16 AWG: 600V, 7 A 18 AWG: 300V, 3 A
Environmental	
Enclosure type rating	NEMA 1, 3, 4, 6P, 12, 13; IP68; 1200 psi washdown
Temperature rating	-40...+105 °C (-40...+221 °F)

Mating Components and Accessories

Description	Cat. No.
Coupling Adapter	889A-N2ADPT

Product Selection

Cordsets

No. of Pins	Assembly Rating	Color Code	Cat. No. ⁽¹⁾	
			Straight Female	Straight Male
7-pin	16 AWG, 600V, 7 A	A	889N-F7AF-2	889N-U7AF-2
	(5) 18 AWG/(2) 20 AWG, 300V, 3 A	B	889N-F7AG-2	—
8-pin	16 AWG, 600V, 7 A	A	889N-F8AF-2	889N-U8AF-2
	18 AWG, 300V, 3 A	B	889N-F8AE-2	—

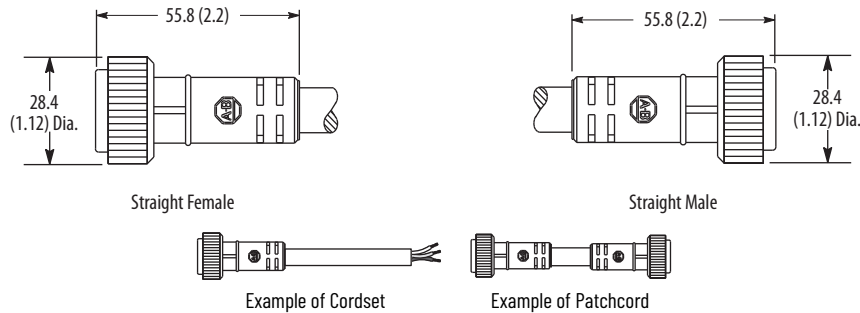
(1) The 2 at the end of the catalog number is for 2 m (6.5 ft) cable length. Replace the 2 with 5 (5 m (16.4 ft)), or 10 (10 m (32.8 ft)) for standard cable lengths.

Patchcords

No. of Pins	Assembly Rating	Cat. No. ⁽¹⁾	
		Straight Female	Straight Male
7-pin	16 AWG, 600V, 7 A	889N-F7AFNU-2	
8-pin	16 AWG 600V 7 A	889N-F8AFNU-2	

(1) The 2 at the end of the cat. no. is for 2 m (6.5 ft) cable length. Replace the 2 with 1 (1 m (3.3 ft)), 3 (3 m (9.8 ft)), 5 (5 m (16.4 ft)), or 10 (10 m (32.8 ft)) for standard cable lengths.

Approximate Dimensions [mm (in.)]



Pinout and Color Code

Color Code	Face View Pinout			
	7-pin		8-pin	
	Female	Male	Female	Male
A				
B				

(1) 20 AWG conductors

Mini-plus Style 16 AWG, ST00W-A 9-, 10-, and 12-pin



10-pin Mini-plus Cordset

Specifications

Attribute	Value
Certifications	UL Recognized and CSA Certified
Mechanical	
Coupling nut material	Brass nickel, 16 AWG Epoxy-coated zinc, 18 AWG
Housing material	TPU yellow
Contact material	Gold-plated machined brass
Cable type	Oil-resistant yellow PVC jacket, 16 or 18 AWG stranded copper, 600V or 300V; UL Recognized and CSA Certified, ST00W
Bend radius	10x diameter
Cable diameter [mm (in.)]	16 AWG 9/c = 17 (0.67) 16 AWG 10/c = 17 (0.67) 16 AWG 12/c = 18 (0.71) 18/22 AWG 12/c = 9 (0.36)
Electrical	
Cable rating	16 AWG: UL ST00W 90C 600V, CSA ST 105C FT2 18 AWG: UL AWM style 2517 or 2661 105C 300V, CSA AWM A/B I/II 105C 300V FT1
Assembly rating	16 AWG: 600V, 7 A 18 AWG: 300V, 3 A
Environmental	
Enclosure type rating	NEMA 1, 3, 4, 6P, 12, 13; IP68; 1200 psi washdown
Temperature rating	-40...+105 °C (-40...+221 °F)

Mating Components and Accessories

Description	Cat. No.
Coupling Adapter	889A-N3ADPT

Product Selection

Cordsets

No. of Pins	Assembly Rating	Color Code	Cat. No. ⁽¹⁾	
			Straight Female	Straight Male
9-pin	16 AWG, 600V, 7 A	A	889N-F9AF-2	889N-U9AF-2
10-pin			889N-F10AF-2	889N-U10AF-2
12-pin	(3) 18 AWG/(9) 22 AWG, 300V, 3 A	B	889N-F12AF-2	889N-U12AF-2
			889N-F12AC-2	—

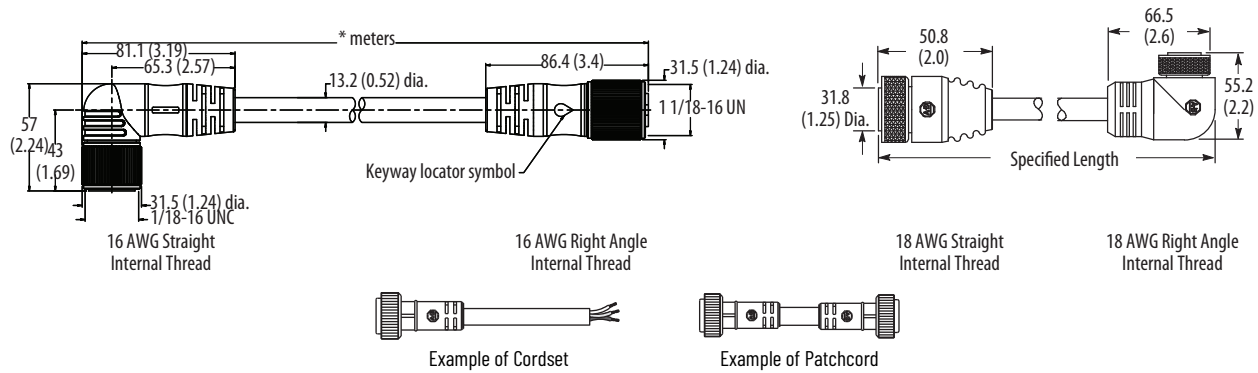
(1) The 2 at the end of the catalog number is for 2 m (6.5 ft) cable length. Replace the 2 with 5 (5 m (16.4 ft)), or 10 (10 m (32.8 ft)) for standard cable lengths.

Patchcords







No. of Pins	Assembly Rating	Cat. No. ⁽¹⁾	
		Straight Female Straight Male	Straight Female Right Angle Male
9-pin	16 AWG, 600V, 7 A	889N-F9AFNU-2	—
10-pin	16 AWG, 600V, 7 A	889N-F10AFNU-2	889N-F10AFNV-2
	(3) 18 AWG/(9) 22 AWG, 300V, 3 A	889N-F10ACNU-2	889N-F10ACNV-2
12-pin	16 AWG, 600V, 7 A	889N-F12AFNU-2	889N-F12AFNV-2
	(3) 18 AWG/(9) 22 AWG, 300V, 3 A	889N-F12ACNU-2	889N-F12ACNV-2
Thread adapter to couple standard internally threaded ends.		889A-N3ADPT	889A-N3ADPT

(1) The 2 at the end of the catalog number is for 2 m (6.5 ft) cable length. Replace the 2 with 1 (1 m (3.3 ft)), 3 (3 m (9.8 ft)), 5 (5 m (16.4 ft)), or 10 (10 m (32.8 ft)) for standard cable lengths.

Approximate Dimensions [mm (in.)]



Pinout and Color Code

Color Code	Face View Pinout					
	9-pin		10-pin		12-pin	
						
	Female	Male	Female	Male	Female	Male
A	1 Orange 2 Blue 3 Red/Black Tr 4 Green/Black Tr 5 White	6 Red 7 Green 8 White/Black Tr 9 Black	1 Orange 2 Blue 3 White/Black Tr 4 Red/Black Tr 5 Green/Black Tr	6 Orange/Black Tr 7 Red 8 Green 9 Black 10 White	1 Orange 2 Blue 3 White/Black Tr 4 Red/Black Tr 5 Green/Black Tr 6 Orange/Black Tr	7 Blue/Black Tr 8 Black/White Tr 9 Green 10 Red 11 White 12 Black
B	-		-		1 White 2 Green 3 Yellow 4 Gray 5 Rose 6 Red	7 Black 8 Violet 9 Green/Yellow ⁽¹⁾ 10 Orange 11 Blue ⁽¹⁾ 12 Brown ⁽¹⁾

(1) 18 AWG conductors

Mini-plus Style 16 AWG, PVC, 7- and 8-pin



7-pin Mini-plus Female Receptacle

Specifications

Attribute	Value
Certifications	UL Recognized and CSA Certified
Mechanical	
Receptacle shell material	Machined anodized aluminum with clear sealant
Connector insert material	TPU/Yellow
Contact material	Gold-plated machined brass
Insulation material	Oil-resistant yellow PVC jacket, 16 AWG stranded copper, 600V; UL Recognized and CSA Certified, ST00W
Electrical	
Assembly rating	16 AWG: 600V AC/DC, 8 A 18 AWG: 300V AC/DC, 4.9 A
Environmental	
Enclosure type rating	NEMA 1, 3, 4, 6P; IP68; 1200 psi washdown
Operating temperature	-30...+80 °C (-22...+176 °F)

Product Selection

16 AWG Receptacles

No. of Pins	Assembly Rating	Color Code	Thread Size	Cat. No. ⁽¹⁾	
				Straight Female External Threads	Straight Male External Threads
7-pin	600V AC/DC, 7 A	A	1/2 in. 14 NPT	888N-F7AF1-1F	888N-M7AF1-1F
8-pin				888N-F8AF1-1F	888N-M8AF1-1F

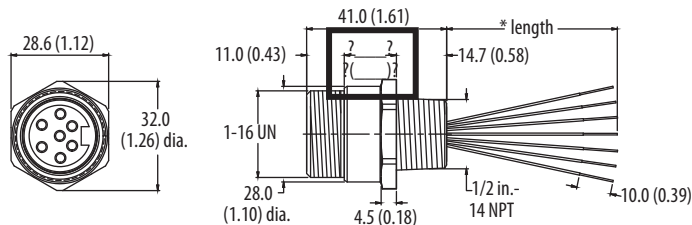
(1) The 1F at the end of the catalog number is for 1 ft cable length. Replace the 1 with 3 (3 ft) for other standard cable lengths.

18 AWG Receptacles

No. of Pins	Assembly Rating	Color Code	Thread Size	Cat. No. ⁽¹⁾	
				Straight Female External Threads	Straight Male External Threads
7-pin	300V AC/DC, 4.9 A	A	1/2 in. 14 NPT	888N-F7AE1-1F	888N-M7AE1-1F
8-pin				888N-F8AE1-1F	888N-M8AE1-1F

(1) The 1F at the end of the catalog number is for 1 ft cable length. Replace the 1 with 3 (3 ft) for other standard cable lengths.

Approximate Dimensions [mm (in.)]



Pinout and Color Code

Color Code	Face View Pinout			
	7-pin		8-pin	
	Female	Male	Female	Male
A	1 White/Black Tr 2 Black 3 White 4 Red	5 Orange 6 Blue 7 Green	1 Orange 2 Blue 3 White/Black Tr 4 Black	5 White 6 Red 7 Green 8 Red/Black Tr
B	1 Black 2 White 3 Blue 4 Brown	5 Gray ⁽¹⁾ 6 Yellow ⁽¹⁾ 7 Green	1 Red 2 White 3 Blue 4 Brown	5 White 6 Red 7 Green 8 Red/Black Tr

(1) 20 AWG conductors

Mini-plus Style 16 AWG, PVC, 9-, 10-, and 12-pin



12-pin Mini-plus Male Receptacle

Specifications

Attribute	Value
Certifications	UL Recognized and CSA Certified
Mechanical	
Receptacle shell material	12-pin brass/nickel
Connector insert material	TPU/Yellow
Contact material	Gold-plated machined brass
Insulation Material	Oil-resistant yellow PVC jacket, 16 AWG stranded copper, 600V; UL Recognized and CSA Certified
Environmental	
Enclosure type rating	NEMA 1, 3, 4, 6P; IP68; 1200 psi washdown
Operating temperature	-30...+80 °C (-22...+176 °F)

Product Selection

16 AWG Receptacles

No. of Pins	Assembly Rating	Color Code	Cat. No. ⁽¹⁾	
			Straight Female	Straight Male
9-pin	600V, 7 A	A	888N-F9AF1-1F	888N-M9AF1-1F
10-pin			888N-F10AF1-1F	888N-M10AF1-1F
12-pin			888N-F12AF1-1F	888N-M12AF1-1F

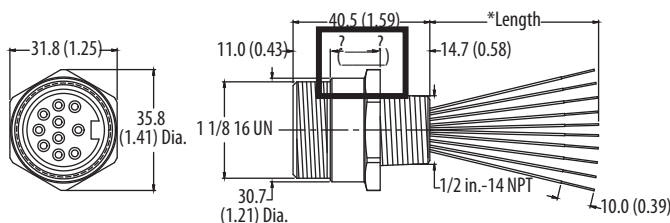
(1) The 2 at the end of the cat. no. is for 2 m (6.5 ft) cable length. Replace the 2 with 5 (5 m (16.4 ft)), or 10 (10 m (32.8 ft)) for standard cable lengths.

18 AWG Receptacles

No. of Pins	Assembly Rating	Color Code	Cat. No. ⁽¹⁾	
			Straight Female	Straight Male
9-pin	300V, 4.9 A	A	888N-F9AE1-1F	888N-M9AE1-1F
10-pin			888N-F10AE1-1F	888N-M10AE1-1F
12-pin	300V, 3.5 A		888N-F12AE1-1F	888N-M12AE1-1F

(1) The 2 at the end of the cat. no. is for 2 m (6.5 ft) cable length. Replace the 2 with 5 (5 m (16.4 ft)), or 10 (10 m (32.8 ft)) for standard cable lengths.

Approximate Dimensions [mm (in.)]



Pinout and Color Code

Color Code	Face View Pinout					
	9-pin		10-pin		12-pin	
	Female	Male	Female	Male	Female	Male
A	1 Orange 2 Blue 3 Red/Black Tr 4 Green/Black Tr 5 White	6 Red 7 Green 8 White/Black Tr 9 Black	1 Orange 2 Blue 3 White/Black Tr 4 Red/Black Tr 5 Green/Black Tr	6 Orange/Black Tr 7 Red 8 Green 9 Black 10 White	1 Orange 2 Blue 3 White/Black Tr 4 Red/Black Tr 5 Green/Black Tr 6 Orange/Black Tr	7 Blue/Black Tr 8 Black/White Tr 9 Green 10 Red 11 White 12 Black

DC Micro Style, 18 and 22 AWG, Yellow, Black, or Blue PVC



4-pin DC Micro Cordset

Specifications

Attribute	Value
Certifications	UL Recognized and CSA Certified
Mechanical	
Coupling nut material	Epoxy-coated zinc
Material	Molded oil-resistant PUR
Contact material	Gold over nickel-plated brass
Cable type	Oil-resistant PVC jacket, 18 or 22 AWG conductors, 300V, UL Recognized and CSA Certified
Bend radius	10 x diameter
Cable diameter [mm (in.)]	2/c = 5 (0.21)
	3/c = 5 (0.21)
	4/c = 5 (0.21)
	5/c = 6.5 (0.25) 4/c (18 AWG) = 6.5 (0.25)
Electrical	
Cable rating	UL AWM style 2661 VW-1 105C 300V, CSA AWM A/B I/II 80C 300V FT1, UV oil and water resistant
Assembly rating	250V, 4 A
Environmental	
Enclosure type rating	NEMA 6P, 1200 psi (8270 kPa) washdown, IP69K
Temperature rating	-20...+105 °C (-4...+221 °F)

Product Selection

Cordsets

No. of Pins	Color Code	Jacket Color	Wire Size [AWG]	Cat. No. ⁽¹⁾			
				Straight Female	Right Angle Female	Straight Male	Right Angle Male
2-pin	A	Yellow	22	889D-F2AC-2	889D-R2AC-2	889D-M2AC-2	889D-E2AC-2
	B	Black		889D-F2BC-Q2	889D-R2BC-Q2	—	—
3-pin	A	Yellow		889D-F3AC-2	889D-R3AC-2	889D-M3AC-2	889D-E3AC-2
	4-pin	A		Yellow	889D-F4AC-2	889D-R4AC-2	889D-M4AC-2
Yellow			18	889D-F4AE-2	889D-R4AE-2	889D-M4AE-2	889D-E4AE-2
22		Black	889D-F4BC-2	889D-R4BC-2	889D-M4BC-2	889D-E4BC-2	
		Blue	889D-F4LC-2	889D-R4LC-2	889D-M4LC-2	889D-E4LC-2	
5-pin	A	Yellow	22	889D-F5AC-2	889D-R5AC-2	889D-M5AC-2	889D-E5AC-2
		Black		889D-F5BC-2	889D-R5BC-2	889D-M5BC-2	889D-E5BC-2

(1) The 2 at the end of the catalog number is for 2 m cable length. Replace the 2 with 5 (5 m) or 10 (10 m) for standard cable lengths.

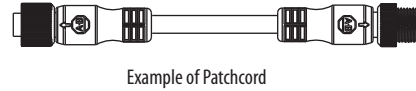
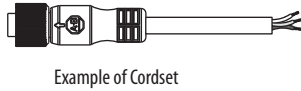
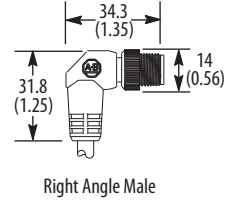
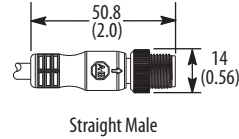
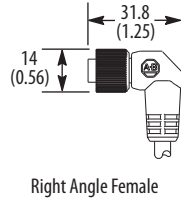
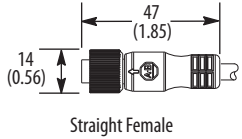
Patchcords

No. of Pins	Color Code	Jacket Color	Wire Size [AWG]	Cat. No. ⁽¹⁾			
				Straight Female Straight Male	Straight Female Right Angle Male	Right Angle Female Straight Male	Right Angle Female Right Angle Male
2-pin	A	Yellow	22	889D-F2ACDM-2	889D-F2ACDE-2	889D-R2ACDM-2	889D-R2ACDE-2
	B	Black		889D-F2BCDM-Q2	889D-F2BCDE-Q2	889D-R2BCDM-Q2	889D-R2BCDE-Q2
3-pin	A	Yellow	22	889D-F3ACDM-2	889D-F3ACDE-2	889D-R3ACDM-2	889D-R3ACDE-2
4-pin	A	Yellow		889D-F4ACDM-2	889D-F4ACDE-2	889D-R4ACDM-2	889D-R4ACDE-2
	A§	Yellow	889D-F4ACDM-V2	889D-F4ACDE-V2	889D-R4ACDM-V2	889D-R4ACDE-V2	
	A	Yellow	18	889D-F4AEDM-2	889D-F4AEDE-2	889D-R4AEDM-2	889D-R4AEDE-2
	22	A	Black	889D-F4BCDM-2	889D-F4BCDE-2	889D-R4BCDM-2	889D-R4BCDE-2
A		Blue	889D-F4LCDM-2	889D-F4LCDE-2	889D-R4LCDM-2	889D-R4LCDE-2	
5-pin	A	Yellow	22	889D-F5ACDM-2	889D-F5ACDE-2	889D-R5ACDM-2	889D-R5ACDE-2
		Black		889D-F5BCDM-2	889D-F5BCDE-2	889D-R5BCDM-2	889D-R5BCDE-2

(1) The 2 at the end of the catalog number is for 2 m cable length. Replace the 2 with 0M3 (0.3 m), 1 (1 m), 5 (5 m), or 10 (10 m) for standard cable lengths.

IMPORTANT Stainless steel connector versions can be ordered by adding an S to the catalog number, for example, 889DS-F4AC-xx.

Approximate Dimensions



Pinout and Color Code

Color Code	Face View Pinout							
	2-pin		3-pin		4-pin		5-pin	
	<p style="text-align: center;">Female Male</p>							
A	1 NA 2 NA 3 Brown	4 Blue 5 NA	1 Brown 2 NA 3 Blue	4 Black 5 NA	1 Brown 2 White 3 Blue	4 Black 5 NA	1 Brown 2 White 3 Blue	4 Black 5 Gray
B	1 Brown 2 NA 3 NA	4 Blue 5 NA	—		—		—	

DC Micro Style, 22 AWG, Yellow PVC Shielded



4-pin DC Micro Cordset

Specifications

Attribute	Value
Certifications	UL Recognized and CSA Certified
Mechanical	
Coupling nut material	Epoxy-coated zinc
Material	Molded oil-resistant PUR
Contact material	Gold over nickel-plated brass
Cable type	Yellow oil-resistant PVC jacket, 22 AWG conductors, 300V, UL Recognized and CSA Certified
Bend radius	10 x diameter
Cable diameter [mm (in.)]	4/c = 5 (0.21) 5/c = 6.5 (0.25)
Electrical	
Cable rating	UL AWM style 2661 VW-1 105C 300V, CSA AWM A/B I/II 80C 300V FT1, UV oil and water resistant
Assembly rating	250V, 4 A
Environmental	
Enclosure type rating	NEMA 6P, 1200 psi (8270 kPa) washdown, IP69K
Temperature rating	-20...+105 °C (-4...+221 °F)

Product Selection

Cordsets

No. of Pins	Color Code	Shield	Wire Size [AWG]	Cat. No. ⁽¹⁾			
				Straight Female	Right Angle Female	Straight Male	Right Angle Male
4-pin	A	Braided Shield	22	889D-F4EC-2	889D-R4EC-2	889D-M4EC-2	889D-E4EC-2
	A	Foil Shield		889D-F4FC-2	889D-R4FC-2	889D-M4FC-2	889D-E4FC-2
	B			889D-F5FC-J2	889D-R5FC-J2	889D-M5FC-J2	889D-E5FC-J2
5-pin	A	Shielded	889D-F5EC-2	889D-R5EC-2	889D-M5EC-2	889D-E5EC-2	

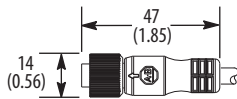
(1) The 2 at the end of the catalog number is for 2 m cable length. Replace the 2 with 5 (5 m) or 10 (10 m) for standard cable lengths.

Patchcords

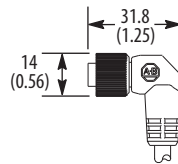
No. of Pins	Color Code	Shield	Wire Size [AWG]	Cat. No. ⁽¹⁾			
				Straight Female Straight Male	Straight Female Right Angle Male	Right Angle Female Straight Male	Right Angle Female Right Angle Male
4-pin	A	Braided Shield	22	889D-F4ECDM-2	889D-F4ECDE-2	889D-R4ECDM-2	889D-R4ECDE-2
	A	Foil Shield		889D-F4FCDM-2	889D-F4FCDE-2	889D-R4FCDM-2	889D-R4FCDE-2
	B			889D-F5FCDM-J2	889D-F5FCDE-J2	889D-R5FCDM-J2	889D-R5FCDE-J2
5-pin	A	Braided Shield	889D-F5ECDM-2	889D-F5ECDE-2	889D-R5ECDM-2	889D-R5ECDE-2	

(1) The 2 at the end of the catalog number is for 2 m cable length. Replace the 2 with 0M3 (0.3 m), 1 (1 m), 5 (5 m), or 10 (10 m) for standard cable lengths.

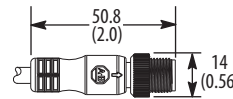
Approximate Dimensions [mm (in.)]



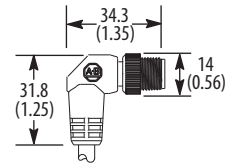
Straight Female



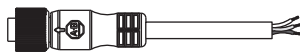
Right Angle Female




Straight Male



Right Angle Male



Example of Cordset



Example of Patchcord

Pinout and Color Code

Color Code	Face View Pinout			
	4-pin		5-pin	
	Female	Male	Female	Male
A	1 Brown 2 White 3 Blue	4 Black 5 NA	1 Brown 2 White 3 Blue	4 Black 5 Gray
B	1 Brown 2 White 3 Blue	4 Black 5 Drain wire	—	—

DC Micro Style, 22 AWG, Yellow PVC Quick Connect



4-pin DC Micro Cordset Quick Connect

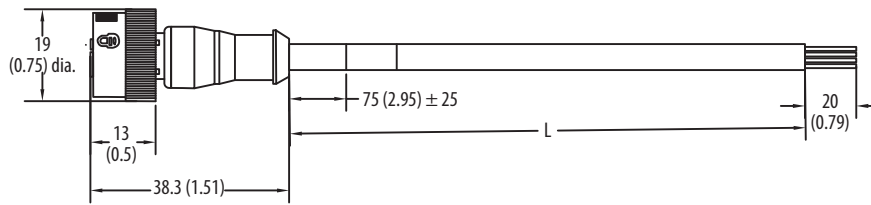
Specifications

Attribute	Value
Certifications	UL Recognized and CSA Certified
Mechanical	
Coupling nut material	PA 6, black
Contact material	Gold over nickel-plated brass
Cable type	Yellow oil-resistant PVC jacket, 22 AWG conductors, 300V, UL Recognized and CSA Certified
Bend radius	10 x diameter
Cable diameter [mm (in.)]	4/c = 5 (0.21)
Electrical	
Cable rating	UL AWM style 2464 80C 300V VW1, CSA AWM A/B I/II 80C 300V FT1, UV oil and water resistant
Assembly rating	250V, 4 A
Environmental	
Enclosure type rating	IP67
Temperature rating	-20...+80 °C (-4...+176 °F)

Product Selection

No. of Pins	Cable Type	Assembly Rating	Wire Size [AWG]	Cat. No.
				Straight Female
4-pin	PVC Cable	250V, 4 A	22	889DQ-F4AC-1
				889DQ-F4AC-2
				889DQ-F4AC-3
				889DQ-F4AC-5
				889DQ-F4AC-7
				889DQ-F4AC-10
				889DQ-F4AC-15
				889DQ-F4AC-20
889DQ-F4AC-30				

Approximate Dimensions [mm (in.)]



Pinout and Color Code

Color Code	Face View Pinout	
	4-pin	
	Female	Male
A	1 Brown 2 White 3 Blue	4 Black 5 NA

DC Micro Style, 18 and 22 AWG, PUR, TPE, or TPR



4-pin DC Micro Cordset

Specifications

Attribute	Value
Certifications	UL Recognized and CSA Certified
Coupling nut material	Epoxy-coated zinc
Material	Molded oil-resistant PUR
Contact material	Gold over nickel-plated brass
Cable type	Oil-resistant PVC jacket, 18 and 22 AWG or 24 AWG conductors, 300V; UL Recognized and CSA Certified
Bend radius	10x diameter
Cable diameter [mm (in.)]	4/c (PUR): 5 (0.21) 4/c (18 AWG TPE): 7 (0.28) 4/c (22 AWG TPE): 4.9 (0.19) 5/c: 6.5 (0.25) 7/c: 7.4 (0.29) 8/c: 7.4 (0.29)
Electrical	
Cable rating	4 & 5/c (PUR): UL AWM style 20866 VW-1 80C 300V, CSA AWM A/B I/II 80C 300V FT1, UV oil and water resistant 8/c (PUR): UL AWM style 20866 90C 300V, CSA II A 90C 300V TPE: UL AWM style 20327 VW-1 105C 300V, CSA AWM A/B I/II 105C 300V FT1, UV oil and water resistant
Environmental	
Enclosure type rating	IP67, NEMA 6P, 1200 psi (8270 kPa) washdown, IP69K
Temperature rating	PUR models: -20...+80 °C (-4...+176 °F) TPE models: -50...+105 °C (-58...+221 °F) TPR models: -25...+125 °C (-13...+256 °F)

Product Selection

Cordsets

No. of Pins	Cable Type	Wire Size [AWG]	Assembly Rating	Color Code	Cat. No. ⁽¹⁾				
					Straight Female	Right Angle Female	Straight Male	Right Angle Male	
3-pin	PUR	18	250V, 4 A	A	889D-F3UE-2	889D-R3UE-2	889D-M3UE-2	889D-E3UE-2	
4-pin	TPE	18			889D-F4HJ-2	889D-R4HJ-2	889D-M4HJ-2	889D-E4HJ-2	
		22			889D-F4HL-2	889D-R4HL-2	889D-M4HL-2	889D-E4HL-2	
	PUR	22			889D-F4UC-2	889D-R4UC-2	889D-M4UC-2	889D-E4UC-2	
		18			889D-F4UE-2	889D-R4UE-2	889D-M4UE-2	889D-E4UE-2	
5-pin	PUR	22			889D-F5UC-2	889D-R5UC-2	889D-M5UC-2	889D-E5UC-2	
8-pin	TPR	24			30V AC/36V DC 1.5 A	889D-F8AC-2	—	—	—
	PUR	24			—	889D-F8AB-2	889D-R8AB-2	889D-M8AB-2	889D-E8AB-2
	PVC Shielded	22			—	889D-F8FB-2	889D-R8FB-2	889D-M8FB-2	—

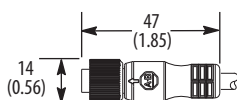
(1) The 2 at the end of the catalog number is for 2 m cable length. Replace the 2 with 5 (5 m) or 10 (10 m) for standard cable lengths.

Patchcords

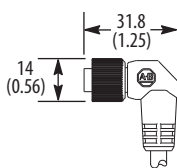
No. of Pins	Cable Type	Wire Size [AWG]	Assembly Rating	Color Code	Cat. No. ⁽¹⁾					
					Straight Female Straight Male	Straight Female Right Angle Male	Right Angle Female Straight Male	Right Angle Female Right Angle Male		
3-pin	PUR	18	250V, 4 A	A	889D-F3UEDM-2	889D-F3UEDE-2	889D-R3UEDM-2	889D-R3UEDE-2		
4-pin	TPE	22			889D-F4HJDM-2	889D-F4HJDE-2	889D-R4HJDM-2	889D-R4HJDE-2		
		22			889D-F4HJDM-2	889D-F4HLDE-2	889D-R4HJDM-2	889D-R4HLDE-2		
	PUR	22			889D-F4UCDM-2	889D-F4UCDE-2	889D-R4UCDM-2	889D-R4UCDE-2		
		18			889D-F4UEDM-2	889D-F4UEDE-2	889D-R4UEDM-2	889D-R4UEDE-2		
5-pin	PUR	22			889D-F5UCDM-2	889D-F5UCDE-2	889D-R5UCDM-2	889D-R5UCDE-2		
24		889D-F8ABDM-2			889D-F8ABDE-2	889D-R8ABDM-2	889D-R8ABDE-2			
8-pin	PVC Shielded	24			30V AC/36V DC 1.5 A	B	889D-F8FBDM-2	889D-F8FBDE-2	889D-R8FBDM-2	889D-R8FBDE-2

(1) The 2 at the end of the catalog number is for 2 m cable length. Replace the 2 with 0M3 (0.3 m), 1 (1 m), 5 (5 m), or 10 (10 m) for standard cable lengths.

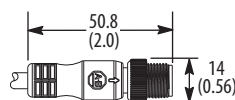
Approximate Dimensions [mm (in.)]



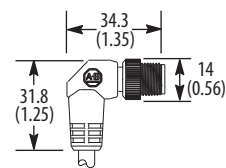
Straight Female



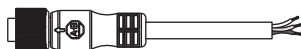
Right Angle Female




Straight Male



Right Angle Male

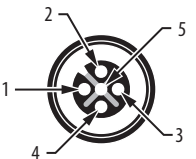
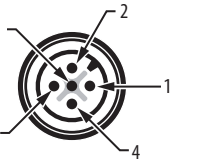
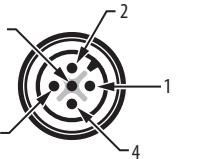
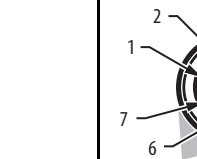
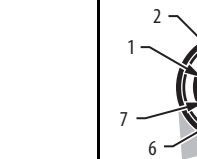
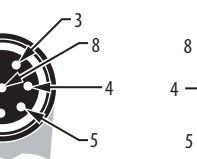
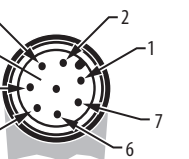


Example of Cordset



Example of Patchcord

Pinout and Color Code

Color Code	Face View Pinout						
	3-pin	4-pin		5-pin		8-pin	
							
Female	Female	Male	Female	Male	Female	Male	
A	1 Brown 2 NA 3 Blue 4 Black 5 NA	1 Brown 2 White 3 Blue	4 Black 5 NA	1 Brown 2 White 3 Blue	4 Black 5 Gray	1 Red 2 Blue 3 Green 4 Yellow	5 Black 6 White 7 N.C. 8 Gray
B	—	—	—	—	—	1 White 2 Brown 3 Green 4 Yellow	5 Gray 6 Pink 7 Blue 8 Red

DC Micro Style, 18 and 22 AWG, ToughLink™ or ToughWeld™



4-pin DC Micro Cordset

Specifications

Attribute	Value
Certifications	UL Recognized and CSA Certified
Mechanical	
Coupling nut material	Epoxy-coated zinc
Material	Molded oil-resistant santoprene body
Contact material	Gold over nickel-plated brass
Cable type	Allen-Bradley ToughLink TPE or ToughWeld CPE yellow jacket, 18 or 22 AWG conductors, 300V; UL Recognized and CSA Certified
Bend radius	10x diameter
Cable diameter [mm (in.)]	ToughLink: 8 (0.32) ToughWeld: 9 (0.35)
Electrical	
Cable rating	ToughLink: UL AWM style 20328 600V VW-1 105C to -50C water resistant, CSA AWM I/II A/B 105C 600V FT2 ToughWeld: UL -50C SJOOW 90C dry and 60C water resistant, CSA -50C SJOOW 90C FT1
Assembly rating	250V, 3 A
Environmental	
Enclosure type rating	IP67, NEMA 6P, 1200 psi (8270 kPa) washdown, IP69K
Temperature rating	-50...+105 °C (-58...+221 °F)

Product Selection

Cordsets

No. of Pins	Material	Wire Size [AWG]	Assembly Rating	Color Code	Cat. No. ⁽¹⁾			
					Straight Female	Right Angle Female	Straight Male	Right Angle Male
4-pin	ToughLink (TPE)	22	250V, 4 A	A	889D-F4HC-2	889D-R4HC-2	889D-M4HC-2	889D-E4HC-2
	ToughWeld (CPE)	18			889D-F4WE-2	889D-R4WE-2	889D-M4WE-2	889D-E4WE-2
	ToughLink	18			889D-F4HE-2	889D-R4HE-2	889D-M4HE-2	889D-E4HE-2

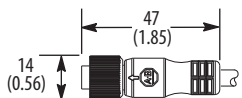
(1) The 2 at the end of the cat. no. is for 2 m cable length. Replace the 2 with 5 (5 m) or 10 (10 m) for standard cable lengths.

Patchcords

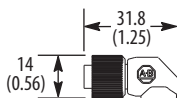
No. of Pins	Material	Wire Size [AWG]	Assembly Rating	Color Code	Cat. No. ⁽¹⁾			
					Straight Female Straight Male	Straight Female Right Angle Male	Right Angle Female Straight Male	Right Angle Female Right Angle Male
4-pin	ToughLink (TPE)	22	250V, 4 A	A	889D-F4HCDM-2	889D-F4HCDE-2	889D-R4HCDM-2	889D-R4HCDE-2
	ToughWeld (CPE)	18			889D-F4WEDM-2	889D-F4WEDE-2	889D-R4WEDM-2	889D-R4WEDE-2
	ToughLink	18			889D-F4HEDM-2	889D-F4HEDE-2	889D-R4HEDM-2	889D-R4HEDE-2

(1) The 2 at the end of the cat. no. is for 2 m cable length. Replace the 2 with OM3 (0.3 m), 1 (1 m), 5 (5 m), or 10 (10 m) for standard cable lengths.

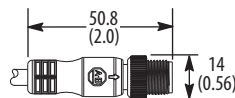
Approximate Dimensions



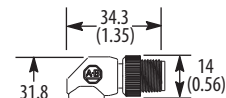
Straight Female



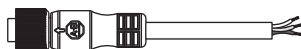
Right Angle Female




Straight Male



Right Angle Male



Example of Cordset



Example of Patchcord

Pinout and Color Code

Color Code	Face View Pinout	
	4-pin	
A	1 Brown 2 White	3 Blue 4 Black

DC Micro Style, PLTC, 18 and 22 AWG, Gray PVC



4-pin DC Micro Cordset

Specifications

Attribute	Value
Certifications	UL Recognized and CSA Certified
Mechanical	
Coupling nut material	Epoxy-coated zinc
Housing material	Molded oil-resistant PVC
Contact material	Gold over nickel-plated brass
Cable type	Oil-resistant gray PVC jacket, 18 or 22 AWG conductors, 300V UL Listed and CSA Certified
Bend radius	10x diameter
Cable diameter [mm (in.)]	4/c = 5.5 (0.22) 5/c = 6.1 (0.24) 4/c (18 AWG) = 6.6 (0.25)
Electrical	
Cable rating	UL PLTC AWM Style 2661VW-1 105C 300V, CSA AWM A/B 1/11 80C 300V FT1, UV oil and water resistant
Assembly rating	250V, 4 A
Environmental	
Enclosure type rating	IP67 and IP69K
Temperature rating	-20...+105 °C (-4...+221 °F)

Product Selection

Cordsets

No. of Pins	Wire Size [AWG]	Cat. No. ⁽¹⁾			
		Straight Female (Internal Threads)	Right Angle Female (Internal Threads)	Straight Male w/External Threads	Right Angle Male w/External Threads
2-pin	22	889D-F2GC-2	889D-R2GC-2	889D-M2GC-2	889D-E2GC-2
3-pin		889D-F3GC-2	889D-R3GC-2	889D-M3GC-2	889D-E3GC-2
4-pin		889D-F4GC-2	889D-R4GC-2	889D-M4GC-2	889D-E4GC-2
4-pin	18	889D-F4GE-2	889D-R4GE-2	889D-M4GE-2	889D-E4GE-2
5-pin	22	889D-F5GC-2	889D-R5GC-2	889D-M5GC-2	889D-E5GC-2

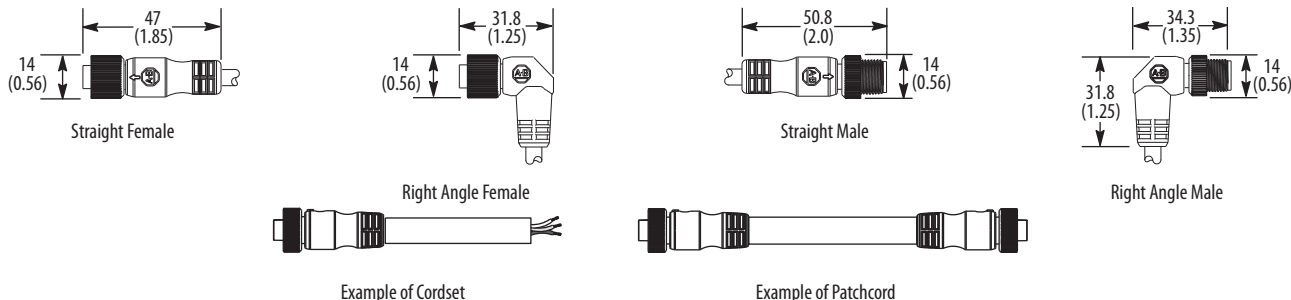
(1) The 2 at the end of the catalog number is for 2 m (6.5 ft) cable length. Replace the 2 with 5 (5 m (16.4 ft)), or 10 (10 m (32.8 ft)) for standard cable lengths.

Patchcords

No. of Pins	Wire Size [AWG]	Cat. No. ⁽¹⁾			
		Straight Female Straight Male	Straight Female Right Angle Male	Right Angle Female Straight Male	Right Angle Female Right Angle Male
2-pin	22	889D-F2GCDM-2	889D-F2GCDE-2	889D-R2GCDM-2	889D-R2GCDE-2
3-pin		889D-F3GCDM-2	889D-F3GCDE-2	889D-R3GCDM-2	889D-R3GCDE-2
4-pin		889D-F4GCDM-2	889D-F4GCDE-2	889D-R4GCDM-2	889D-R4GCDE-2
4-pin	18	889D-F4GEDM-2	889D-F4GEDE-2	889D-R4GEDM-2	889D-R4GEDE-2
5-pin	22	889D-F5GCDM-2	889D-F5GCDE-2	889D-R5GCDM-2	889D-R5GCDE-2

(1) The 2 at the end of the catalog number is for 2 m (6.5 ft) cable length. Replace the 2 with 1 (1 m (3.3 ft)), 3 (3 m (9.8 ft)), 5 (5 m (16.4 ft)), or 10 (10 m (32.8 ft)) for standard cable lengths.

Approximate Dimensions [mm (in.)]



Pinout and Color Code

Color Code	Face View Pinout					
	2-pin	3-pin	4-pin		5-pin	
	Female		Male		Male	
A	1 NA 2 NA 3 Brown 4 Blue 5 NA	1 Brown 2 NA 3 Blue 4 Black 5 NA	1 Brown 2 White 3 Blue	4 Black 5 NA	1 Brown 2 White 3 Blue	4 Black 5 Gray

DC Micro Style, 20 and 22 AWG, LED or Coiled



4-pin DC Micro Cordset

Specifications

Attribute	Value
Certifications	UL Recognized and CSA Certified
Mechanical	
Coupling nut material	Epoxy-coated zinc
Material	Molded oil-resistant PVC
Contact material	Gold over nickel-plated brass
Cable type	Oil-resistant yellow PVC jacket, 20 or 22 AWG stranded copper, 300V, UL Recognized and CSA Certified
Bend radius	10x diameter
Cable diameter [mm (in.)]	LED: 5 (0.2) Coiled: 7.1 (0.28)
Electrical	
Cable rating	LED models: UL AWM style 2661 VW-1 105C 300V, CSA AWM A/B I/ II 80C 300V FT1, UV oil and water resistant
Assembly rating	30V, 4 A
Environmental	
Enclosure type rating	IP67, NEMA 6P
Temperature rating	-20...+105 °C (-4...+221 °F)

Product Selection

LED Cordsets

No. of Pins	Jacket Material	Wire Size [AWG]	Color Code	Output Type LED	Cat. No. ⁽¹⁾	
					Straight Female	Right Angle Female
4-pin/3-wire DC micro	Yellow PVC	22	A	PNP	889D-B3AC-2	889D-P3AC-2
4-pin				NPN	889D-A3AC-2	889D-N4AC-2
			B	PNP	889D-B4AC-2	889D-P4AC-2
NPN				889D-A4AC-2	889D-N4AC-2	

(1) The 2 at the end of the catalog number is for a 2 m (6.56 ft) cable length. Replace the 2 with a 5 (5 m) or 10 (10 m) for standard cable lengths.

Change AC to:	For:	
AE	18 AWG	Yellow PVC Cable
AB	24 AWG	Yellow PVC Cable
EC	22 AWG	Yellow PVC, Braided Shield Cable
FC	22 AWG	Yellow PVC, Foil Shield Cable
BC	22 AWG	Black PVC Cable
BB	24 AWG	Black PVC Cable
HJ	18 AWG	TPE Cable
HB	24 AWG	TPE Cable
UC	22 AWG	PUR Cable
UB	24 AWG	PUR Cable
JB	24 AWG	Black PUR Hallogen Free

Coiled Cordsets

Cable	Assembly Rating	Color Code	Cat. No.
No. of Pins			Straight Female
4-pin	20 AWG, 250V, 4 A	A	889D-F4AD-C5F

Patchcords

No. of Pins		Jacket Material	Wire Size	Color Code	Output Type	Cat. No. ⁽¹⁾			
Female	Male					LED	Straight Female Straight Male	Straight Female Right Angle Male	Right Angle Female Straight Male
3-pin	4-pin	Yellow PVC	22 AWG	A	PNP	889D-B3ACDM-2	889D-B3ACDE-2	889D-P3ACDM-2	889D-P3ACDE-2
					NPN	889D-A3ACDM-2	889D-A3ACDE-2	889D-N3ACDM-2	889D-N3ACDE-2
4-pin	4-pin				PNP	889D-B4ACDM-2	889D-B4ACDE-2	889D-P4ACDM-2	889D-P4ACDE-2
					NPN	889D-A4ACDM-2	889D-A4ACDE-2	889D-N4ACDM-2	889D-N4ACDE-2

(1) The 2 at the end of the catalog number is for 2 m (6.56 ft) cable length. Replace the 2 with 5 (5 m) or 10 (10 m) for standard cable lengths.

Change AC to:	For:	
AE	18 AWG	Yellow PVC Cable
AC	22 AWG	Yellow PVC Cable
AB	22 AWG	Yellow PVC Cable
EC	22 AWG	Yellow PVC, Braided Shield Cable
BC	22 AWG	Black PVC Cable
BB	24 AWG	Black PVC Cable
HJ	18 AWG	TPE Cable
HB	24 AWG	TPE Cable
UC	22 AWG	PUR Cable
UB	24 AWG	PUR Cable
JB	24 AWG	Black PUR Hallogen Free

Patchcords—Threaded

No. of Pins		Jacket Material	Wire Size	Color Code	Output Type	Cat. No. ⁽¹⁾			
Female	Male					LED	Straight Female Straight Male	Straight Female Right Angle Male	Right Angle Female Straight Male
4-pin	4-pin	Yellow PVC	22 AWG	A	PNP	889D-B3ABPM-2	889D-B3ABPE-2	889D-P3ABPM-2	889D-P3ABPE-2
					NPN	889D-A3ABPM-2	889D-A3ABPE-2	889D-N3ABPM-2	889D-N3ABPE-2

(1) The 2 at the end of the catalog number is for 2 m cable length. Replace the 2 with 5 (5 m) or 10 (10 m) for standard cable lengths.

Change AB to:	For:	
BB	24 AWG	Black PVC Cable
HB	24 AWG	TPE Cable
UB	24 AWG	PUR Cable
JB	24 AWG	Black PUR Hallogen Free

Patchcords—Snap On

No. of Pins		Jacket Material	Wire Size	Color Code	Output Type	Cat. No. ⁽¹⁾			
Female	Male					LED	Straight Female Straight Male	Straight Female Right Angle Male	Right Angle Female Straight Male
4-pin	4-pin	Yellow PVC	24 AWG	A	—	889D-B3UBPG-2	889D-B3UBPH-2	889D-P3UBPG-2	889D-P3UBPH-2
						889D-A3UBPG-2	889D-A3UBPH-2	889D-N3UBPG-2	889D-N3UBPH-2

(1) The 2 at the end of the catalog number is for 2 m cable length. Replace the 2 with 5 (5 m) or 10 (10 m) for standard cable lengths.

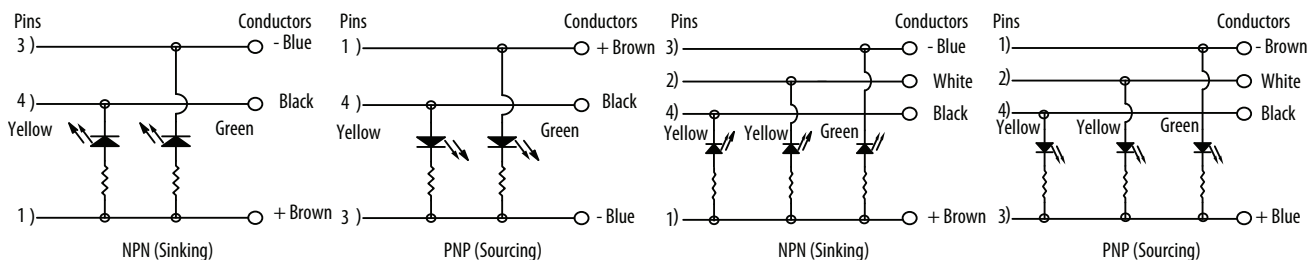
Change UB to:	For:	
JB	24 AWG	Black PUR Hallogen Free

IMPORTANT PNP cable used with PNP sensor output. NPN cable used with NPN sensor output.
Stainless steel models are available by changing 889D to 889DS.

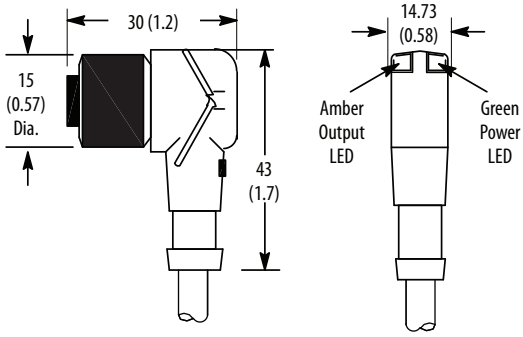
Pinout and Color Code

Color Code	Face View Pinout	
	4-pin	
A	1 Brown	3 Blue
	2 Not Used	4 Black
B	1 Brown	3 Blue
	2 White	4 Black

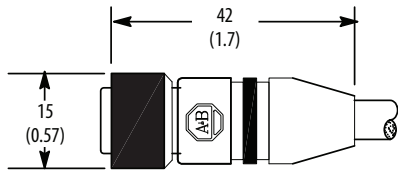
Wiring Diagrams



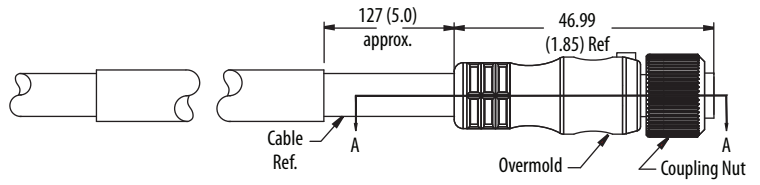
Approximate Dimensions [mm (in.)]



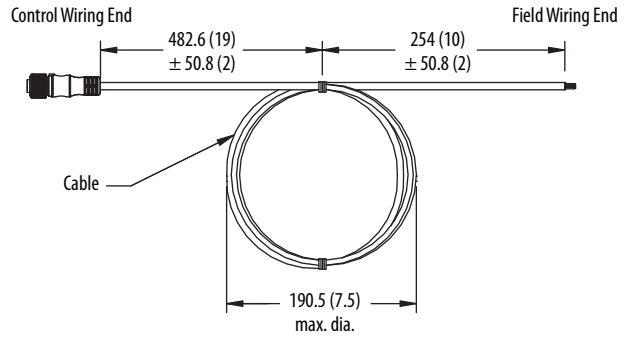
Right Angle Female



Straight Female



Cable Coiling



DC Micro Style, 24 AWG, Pico to Micro, PVC



DC Micro to Pico Patchcord

Specifications

Attribute	Value
Certifications	UL Recognized and CSA Certified
Mechanical	
Coupling nut material	DC Micro: Black epoxy-coated zinc; Pico: Nickel-plated brass
Material	DC Micro: Molded oil-resistant PUR; Pico: Molded oil resistant TPE
Contact material	Gold over nickel-plated brass
Cable type	Oil-resistant yellow PVC jacket, 24 AWG conductors, 300V, UL Recognized and CSA Certified
Cable diameter [mm (in.)]	3/c = 4.6 (0.18) 4/c = 4.6 (0.18)
Electrical	
Cable rating	UL CM AWM style 2661 VW-1 105C 300V, CSA AWM A/B I/II 105C 300V FT1
Assembly rating	60V AC/75V DC, 4 A
Environmental	
Enclosure type rating	Screw-type: IP67; Snap-on type: IP65
Temperature rating	PVC and TPE models: -20...+105 °C (-4...+221 °F) PUR models: -20...+80 °C (-4...+176 °F)

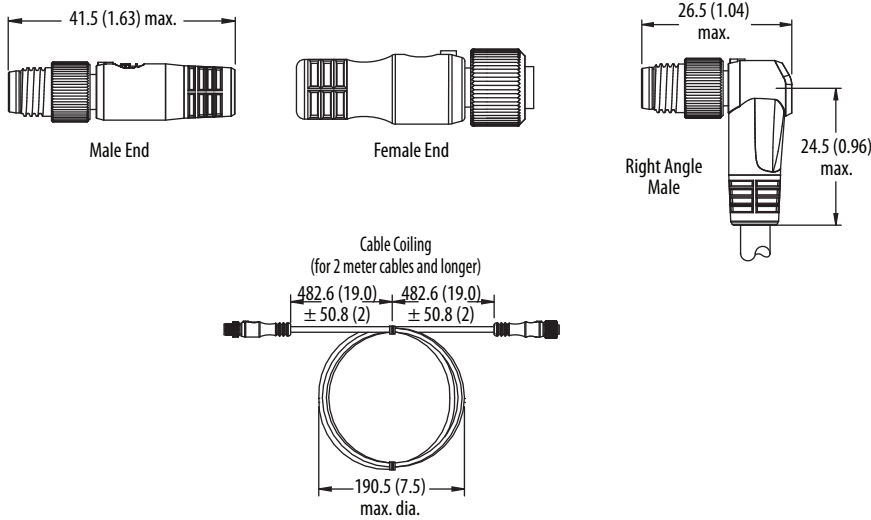
Product Selection

Patchcords

Style: Female to Male	Pinout	Wire Size [AWG]	Assembly Rating	Cat. No. ⁽¹⁾			
				Straight Female Straight Male	Straight Female Right Angle Male	Right Angle Female Straight Male	Right Angle Female Right Angle Male
3-pin Pico to 4-pin Micro	A	24	60V AC/75V DC, 4 A	889P-F3ABD4M-2	889P-F3ABD4E-2	889P-R3ABD4M-2	889P-R3ABD4E-2
4-pin Pico to 4-pin Micro	B	24	60V AC/75V DC 4 A	889P-F4ABDM-2	889P-F4ABDE-2	—	—
4-pin Micro to 3-pin Pico	C	24	60V AC/75V DC, 4 A	889D-F4ABP3M-2	889D-F4ABP3E-2	889D-R4ABP3M-2	889D-R4ABP3E-2

(1) The 2 at the end of the catalog number is for 2 m (6.56 ft) cable length. Replace the 2 with 1 (1 m), 5 (5 m), or 10 (10 m) for standard cable lengths.

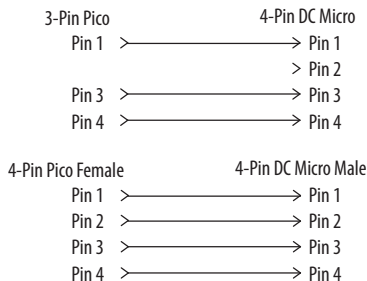
Approximate Dimensions



Pinout

Face View Pinout					
A		B		C	
Female	Male	Female	Male	Female	Male
3-pin Pico Female to 4-pin DC Micro Male		4-pin Pico Female to 4-pin DC Micro Male		4-pin DC Micro Female to 3-pin Pico Male	

Typical Wiring Diagrams



DC Micro Style, 22 AWG, Yellow or Black PVC V-cables



DC Micro V-cable

Specifications

Attribute	Value
Certifications	UL Recognized and CSA Certified
Mechanical	
Coupling nut material	Epoxy-coated zinc
Connector insert material	Molded oil-resistant PUR
Contact material	Gold over nickel-plated brass
Cable type	Oil-resistant PVC jacket, 22 AWG conductors, 300V
Cable diameter	5 mm (0.21 in.) PVC unshielded
Electrical	
Cable rating	UL AWM style 2661 VW-1 105C 300V, CSA AWM A/B I/II 80C 300V FT1, UV oil and water resistant
Assembly rating	30V, 4 A
Environmental	
Enclosure type rating	IP67, NEMA 6P, 1200 psi (8270 kPa) washdown, IP69K
Temperature rating	-20...+105 °C (-4...+221 °F)

Product Selection

V-cable Cordsets

Type	Jacket Material	Assembly Rating	Cat. No. ⁽¹⁾
3-pin to 4-pin			
Standard Wiring	Yellow PVC	250V, 4 A	879D-C3ACD4M-2

(1) The 2 at the end of the catalog number is for 2 m (6.56 ft) cable length. Replace the 2 with 0M3 (0.3 m), 1 (1 m), or 5 (5 m) for standard cable lengths.

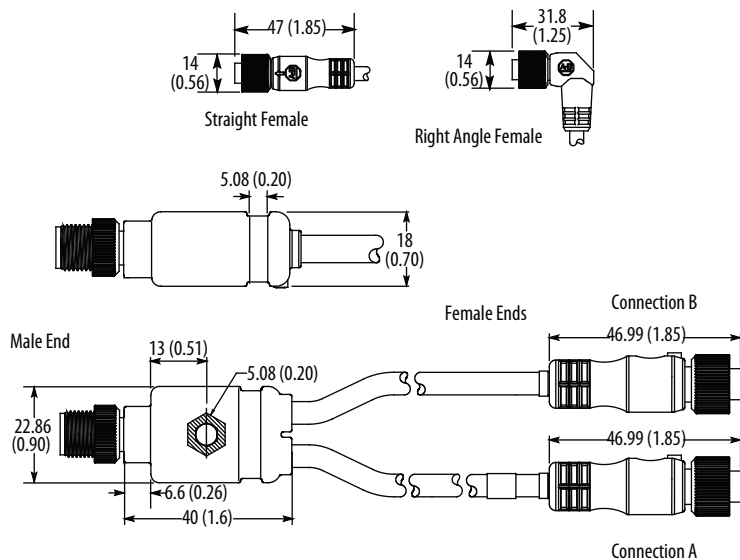
V-cable Patchcords

Type	Jacket Material	Assembly Rating	Cat. No. ⁽¹⁾	
			Straight Female	Right Angle Female
Standard Wiring	Yellow PVC	250V, 4 A	879D-F4ACDM-2	879D-R4ACDM-2
	Black PVC		879D-F4BCDM-2	879D-R4BCDM-2
Standard Wiring with Pin 5	Yellow PVC		879D-F5ACDM-2	879D-R5ACDM-2
	Black PVC		879D-F5BCDM-2	879D-R5BCDM-2
Individual Power Wiring	Yellow PVC		879D-F4ACD5M-2	879D-R4ACD5M-2
	Black PVC		879D-F4BCD5M-2	879D-R4BCD5M-2
Standard wiring	Yellow Braided PVC		879D-F4ECDM-2	879D-R4ECDM-2
5-pin wiring	Yellow Braided PVC		879D-F5ECDM-2	879D-R5ECDM-2
Mat manager wiring	Yellow PVC		879D-F4ACDM-B2	879D-R4ACDM-B2
Individual power wiring	Yellow Braided PVC		879D-F4ECD5M-2	879D-R4ECD5M-2

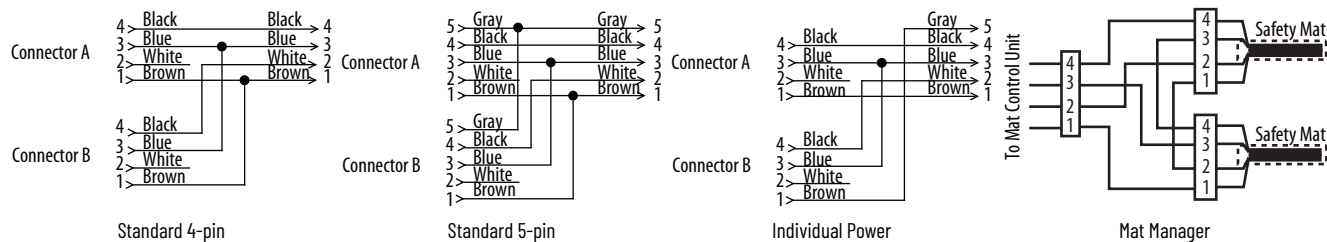
(1) The 2 at the end of the catalog number is for 2 m (in.) cable length. Replace the 2 with 0M3 (0.3 m), 1 (1 m), or 5 (5 m) for standard cable lengths.

IMPORTANT Stainless steel connectors may be ordered by adding an S to the bulletin number, for example, 879DS-F4DM-*).

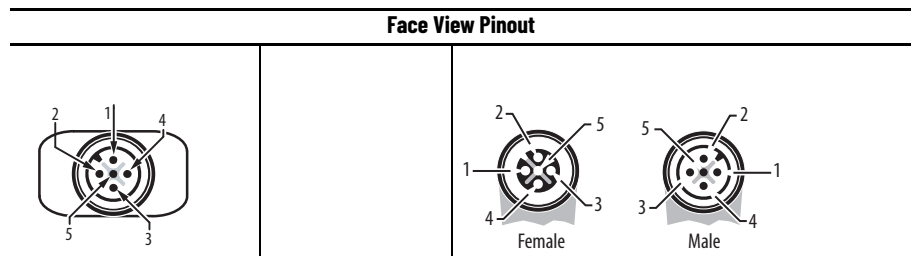
Approximate Dimensions [mm (in.)]



Wiring Diagrams



Pinout



DC Micro Style, V-cable LEDs



DC Micro V-cable

Specifications

Attribute	Value
Certifications	UL Recognized and CSA Certified
Mechanical	
Coupling nut material	Epoxy-coated zinc
Connector insert material	Molded oil-resistant PUR
Contact material	Gold over nickel-plated brass
Cable type	Oil-resistant PVC jacket, 22 AWG conductors, 300V
Cable diameter	5 mm (0.21 in.) PVC unshielded
Electrical	
Cable rating	UL AWM style 2661 VW-1 105C 300V, CSA AWM A/B I/II 80C 300V FT1, UV oil and water resistant
Assembly rating	30V, 4 A
Environmental	
Enclosure type rating	IP67, NEMA 6P, 1200 psi (8270 kPa) washdown, IP69K
Temperature rating	-20...+105 °C (-4...+221 °F)

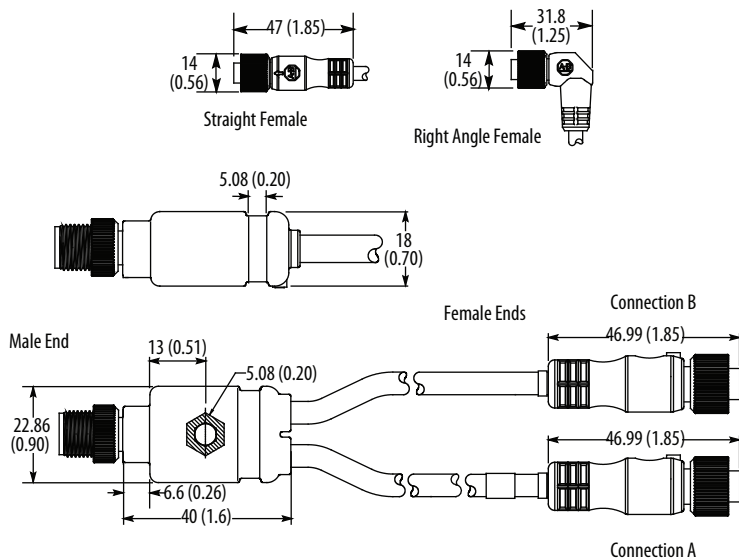
Product Selection

Type	Output Type	Wire Size [AWG]	Jacket Material	Cat. No. ⁽¹⁾	
				Straight Female	Right Angle Female
Standard wiring	PNP	22	Yellow PVC	879D-B4ACDM-2	879D-P4ACDM-2
	NPN			879D-A4ACDM-2	879D-N4ACDM-2
Individual power	PNP			879D-B4ACD5M-2	879D-P4ACD5M-2
	NPN			879D-A4ACD5M-2	879D-N4ACD5M-2

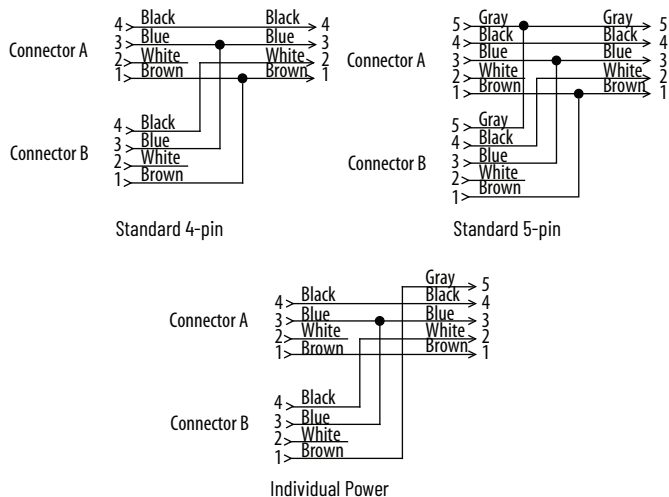
(1) The 2 at the end of the catalog number is for 2 m (6.56 ft) cable length. Replace the 2 with 0M3 (0.3 m), 1 (1 m), or 5 (5 m) for standard cable lengths.

Change AC to:	For:	
EC	22 AWG	Yellow, Braided Cable
BC	22 AWG	Black PVC Cable
AE	18 AWG	Yellow PVC Cable
HJ	18 AWG	Yellow TPE Flex-rated Cable

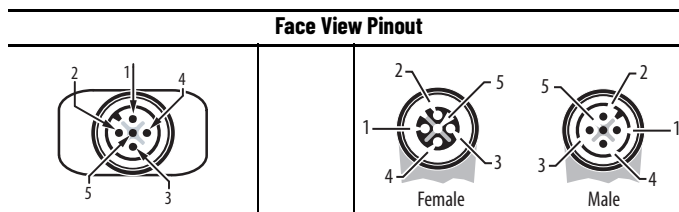
Approximate Dimensions [mm (in.)]



Wiring Diagrams



Pinout



DC Micro Style, V-cables 18 AWG, PVC and TPE



DC Micro V-cable

Specifications

Attribute	Value
Certifications	UL Recognized and CSA Certified
Mechanical	
Coupling nut material	Epoxy-coated zinc
Connector insert material	Molded oil-resistant PVC
Contact material	Gold over nickel-plated brass
Cable type	Oil-resistant yellow PVC or TPE jacket, 18 AWG conductors, 300V
Cable diameter	PVC: 6.5 mm (0.25 in.) TPE: 7 mm (0.28 in.)
Electrical	
Cable rating	PVC: UL AWM style 2661 VW-1 105C 300V, CSA AWM A/B I/II 80C 300V FT1, UV oil and water resistant TPE: UL AWM style 20327 VW-1 105C 300V, CSA AWM A/B I/II 105C 300V FT1, UV oil and water resistant
Assembly rating	250V, 4 A
Environmental	
Enclosure type rating	IP67, NEMA 6P, 1200 psi (8270 kPa) washdown, IP69K
Temperature rating	-20...+105 °C (-4...+221 °F)

Product Selection

V-cable Cordsets

Type	Jacket Material	Assembly Rating	Cat. No. (1)
3-pin to 4-pin	Yellow PVC	250V, 4 A	879D-C3AED4M-2
Standard Wiring			

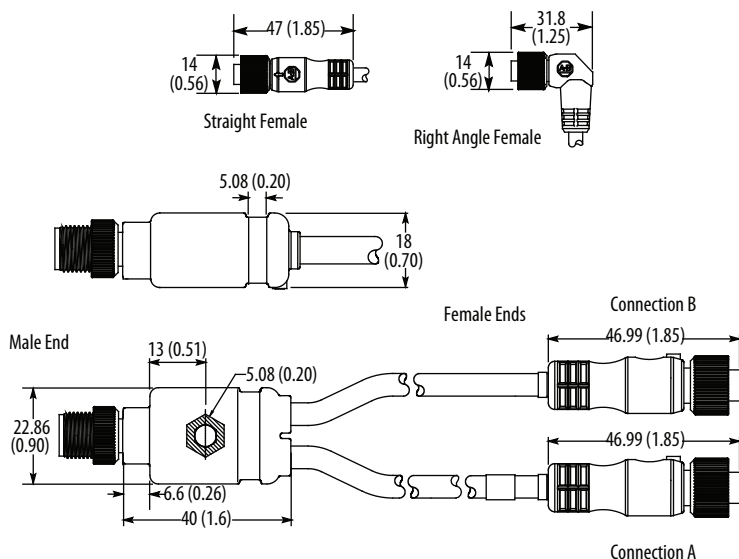
(1) The 2 at the end of the catalog number is for 2 m (6.56 ft) cable length. Replace the 2 with 0M3 (0.3 m), 1 (1 m), or 5 (5 m) for standard cable lengths.

V-cables

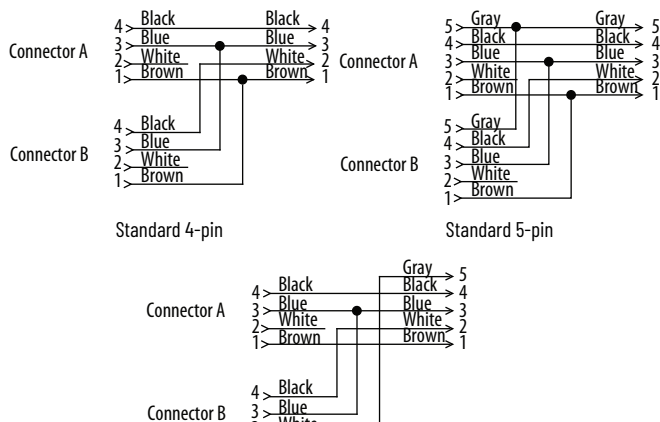
Type	Jacket Material	Assembly Rating	Cat. No. (1)	
			Straight Female	Right Angle Female
Standard Wiring	Yellow PVC	250V, 4 A	879D-F4AEDM-2	879D-R4AEDM-2
	Yellow TPE		879D-F4HJDM-2	879D-R4HJDM-2
Individual Power Wiring	Yellow PVC	250V, 4 A	879D-F4AED5M-2	879D-R4AED5M-2
	Yellow TPE		879D-F4HJD5M-2	879D-R4HJD5M-2

(1) The 2 at the end of the catalog number is for 2 m (6.56 ft) cable length. Replace the 2 with 0M3 (0.3 m), 1 (1 m), or 5 (5 m) for standard cable lengths.

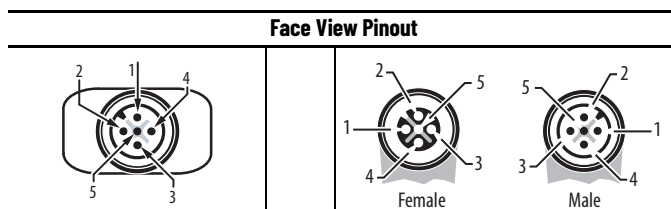
Approximate Dimensions



Wiring Diagrams



Pinout



DC Micro Style, Y-cables 22 AWG, PVC and TPE



DC Micro V-cable

Specifications

Attribute	Value
Certifications	UL Recognized and CSA Certified
Mechanical	
Coupling nut material	Epoxy-coated zinc
Connector insert material	Molded oil-resistant PVC
Contact material	Gold over nickel-plated brass
Cable type	Oil-resistant yellow PVC or TPE jacket, 18 AWG conductors, 300V
Cable diameter	PVC: 6.5 mm (0.25 in.) TPE: 7 mm (0.28 in.)
Electrical	
Cable rating	PVC: UL AWM style 2661 VW-1 105C 300V, CSA AWM A/B I/II 80C 300V FT1, UV oil and water resistant TPE: UL AWM style 20327 VW-1 105C 300V, CSA AWM A/B I/II 105C 300V FT1, UV oil and water resistant
Assembly rating	250V, 4 A
Environmental	
Enclosure type rating	IP67, NEMA 6P, 1200 psi (8270 kPa) washdown, IP69K
Temperature rating	-20...+105 °C (-4...+221 °F)

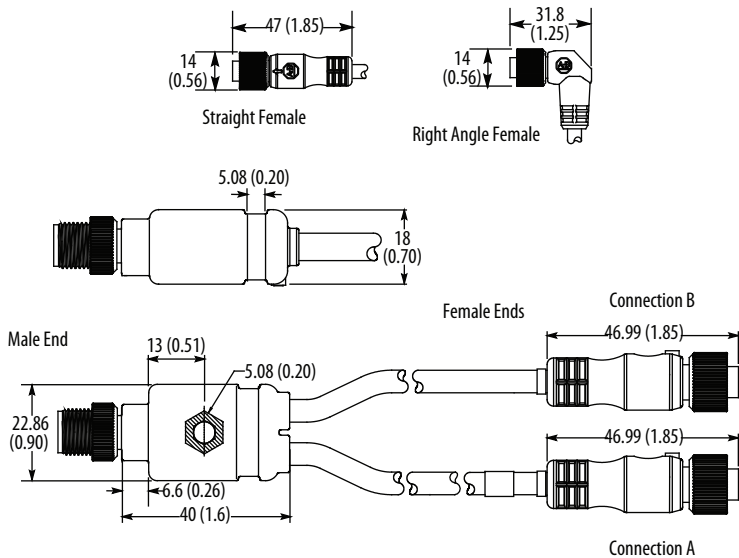
Product Selection

Type	Jacket Material	Connector End	Pigtail	Cat. No. (1)(2)(3)
Standard wiring	Yellow PVC	Straight Female	Straight Male	879D-F4ACT1M-2
			Right Angle Male	879D-F4ACT1E-2
		Right Angle Female	Straight Male	879D-R4ACT1M-2
			Right Angle Male	879D-R4ACT1E-2
5-pin wiring	Yellow PVC	Straight Female	Straight Male	879D-F5ACT1M-2
			Straight Male	879D-F5ACT1E-2
		Right Angle Female	Straight Male	879D-R5ACT1M-2
			Right Angle Male	879D-R5ACT1E-2
Individual power wiring	Yellow Braided PVC	Straight Female	Straight Male	879D-F5AC5T1M-2
			Straight Male	879D-F5AC5T1E-2
		Right Angle Female	Straight Male	879D-R5AC5T1M-2
			Right Angle Male	879D-R5AC5T1E-2

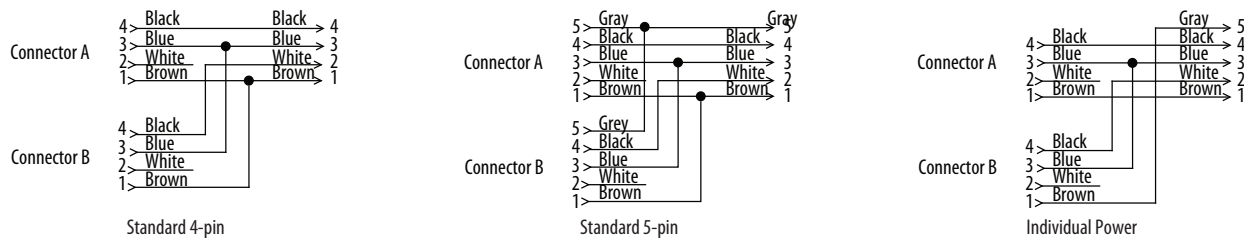
- (1) The 2 at the end of the catalog number is for 2 m (6.56 ft) cable length. Replace the 2 with 0M3 (0.3 m), 1 (1 m), or 5 (5 m) for standard cable lengths.
- (2) The 1 represents the Y-cable extension. Replace the 1 with 0M3 (0.3 m), 2 (2 m), 5 (5 m), or 10 (10 m) for standard Y-cable lengths.
- (3) See following table:

Change AC to:	For:	
EC	22 AWG	Yellow, Braided OVC Cable
BC	22 AWG	Black PVC Cable
AE	18 AWG	Yellow PVC Cable
HJ	18 AWG	Yellow TPE Flex-rated Cable

Approximate Dimensions [mm (in.)]



Wiring Diagrams



DC Micro Style Splitters Standard Individual Power and Tap-Style Wiring



Splitter, DC Micro

Specifications

Attribute	Value
Certifications	UL Recognized and CSA Certified
Mechanical	
Coupling nut material	Black epoxy-coated zinc
Connector insert material	PUR
Contact material	Gold over nickel-plated brass
O-ring material	Viton®
Electrical	
Assembly rating	250V, 4 A
Environmental	
Enclosure type rating	IP67, NEMA 6P, 1200 psi (8270 kPa) washdown
Temperature rating	-20...+105 °C (-4...+221 °F)

Product Selection

Connector Style	Wiring Diagram	Assembly Rating	Dimensions	Cat. No.
Standard Wiring (without pin 5)		250V, 4 A	Fig. A	879D-F4DM
Standard Wiring (with pin 5)				879D-F5DM
Standard Wiring (with pin 5) for MDSA		250V, 4 A	Fig. C	898D-53PY-D5 ⁽¹⁾
Individual Power Wiring		250V, 4 A	Fig. A	879D-F4D5M
Tap-Style Wiring		250V, 4 A		1485P-RDR5
Tap-Style Wiring		250V, 4 A	Fig. B	1485P-DRR5

(1) This model ships with nickel-plated brass coupling nuts and is not available in stainless steel version.

IMPORTANT Stainless steel connectors may be ordered by adding an S to the bulletin number, for example 879DS-F4DM-*

Approximate Dimensions [mm (in.)]

Figure A

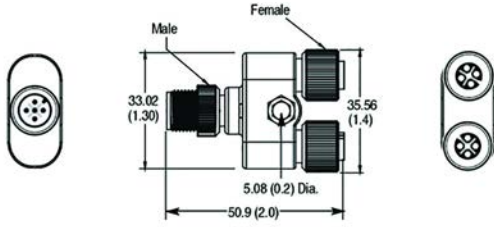


Figure B

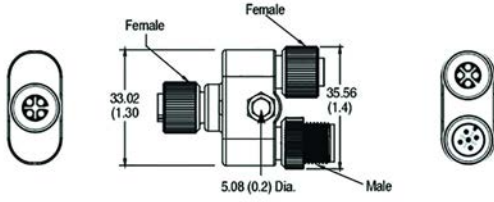
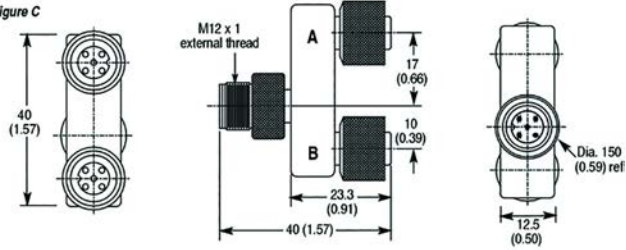


Figure C



Pinout

Face View Pinout 4-pin			
Color Code			
	<table border="1"> <tr> <td style="text-align: center;">A</td> <td style="text-align: center;"> 1 Brown 2 White </td> <td style="text-align: center;"> 3 Blue 4 Black </td> </tr> </table>	A	1 Brown 2 White
A	1 Brown 2 White	3 Blue 4 Black	

DC Micro Style Receptacles, 18 and 22 AWG, 1/2 NPT, 1/4 NPT, M14, Rear-mount, or PG9 Mounting Threads



DC Micro Female Receptacle

Specifications

Attribute	Value
Mechanical	
Receptacle shell material	Black anodized machined nickel
Connector insert material	Nylon or TPU
Contact material	Gold over nickel-plated brass
Cable type	Oil-resistant PVC, 18 or 22 AWG stranded copper, 300V, UL Recognized and CSA Certified
Electrical	
Assembly rating	250V, 4 A 8-pin: 300V, 1.5 A
Environmental	
Enclosure type rating	NEMA 1, 3, 4, 6P and IEC IP68
Operating temperature	-40...+105 °C (-40...+221 °F)
O-ring Material	Buna-N

Mating Components and Accessories

Description (1)	Cat. No.
1/2 inch 14 NPT mounting nut	889A-U1NUT-10
1/2 inch 14 NPT flat sealing washer	889A-U1FSL-10

(1) Sold in bags of 10.

Product Selection

22 AWG Receptacles

No. of Pins	Assembly Rating [AWG]	Drawing	Panel Mount Threads	Cat. No.	
				Female	Male
3-pin	250V, 4 A	A	1/4 inch-18 NPT	888D-F3AC2-1 ⁽¹⁾	—
		C	1/2 inch-14 NPT	888D-F3AC1-1	888D-M3AC1-1 ⁽¹⁾
		B	M14 x 1	888D-F3AC6-1	888D-M3AC6-1 ⁽¹⁾
		D	Rear Mount PG 9	888D-F3AC5-1 ⁽²⁾	888D-M3AC5-1 ⁽²⁾
4-pin	250V, 4 A	A	1/4 inch-18 NPT	888D-F4AC2-1 ⁽¹⁾	
		C	1/2 inch-14 NPT	888D-F4AC1-1	888D-M4AC1-1 ⁽¹⁾
		B	M14 x 1	888D-F4AC6-1	888D-M4AC6-1 ⁽¹⁾
		D	Rear Mount PG 9	888D-F4AC5-1 ⁽²⁾	888D-M4AC5-1 ⁽²⁾
5-pin	250V, 4 A	C	1/2 inch-14 NPT	888D-F5AC1-1 ⁽¹⁾	888D-M5AC1-1 ⁽¹⁾
		B	M14 x 1	888D-F5AC6-1 ⁽¹⁾	888D-M5AC6-1 ⁽¹⁾
		D	Rear Mount PG 9	888D-F5AC5-1 ⁽²⁾	888D-M5AC5-1 ⁽²⁾
8-pin	24 AWG, 300V, 2.0 A	E	PG 9	888D-F8AB3-1 ⁽¹⁾	888D-M8AB3-1 ⁽¹⁾

(1) The 1 at the end of the catalog number is for 1 m (3.28 ft) cable length. Replace the 1 with 0M3 (0.3 m) for standard cable lengths.

(2) The 1 at the end of the catalog number is for 1 m (3.28 ft) cable length. Replace the 1 with 0M5 (0.5 m) for standard cable lengths.

18 AWG Receptacles

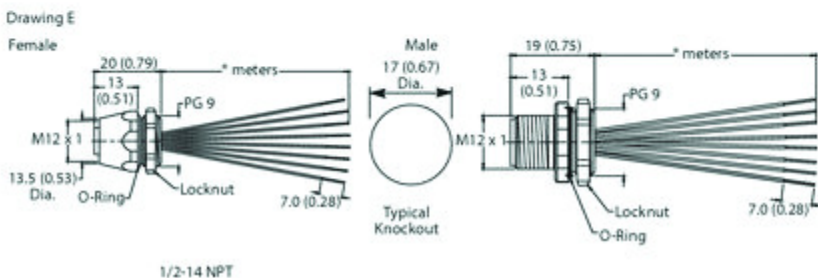
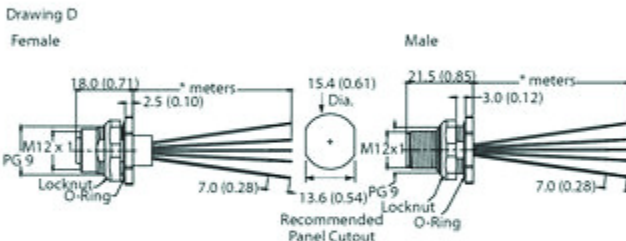
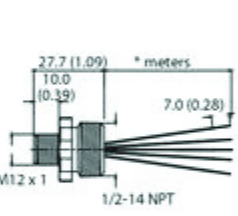
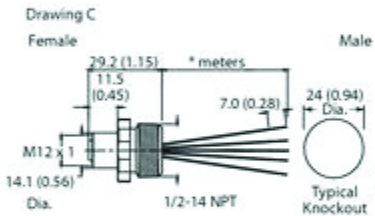
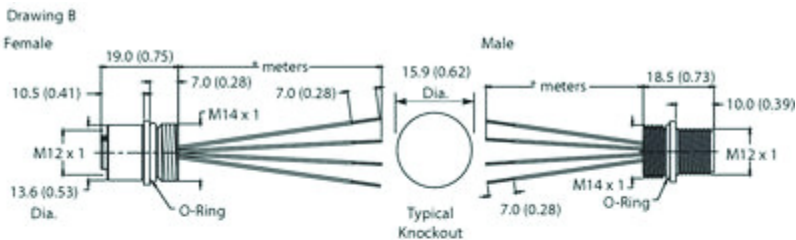
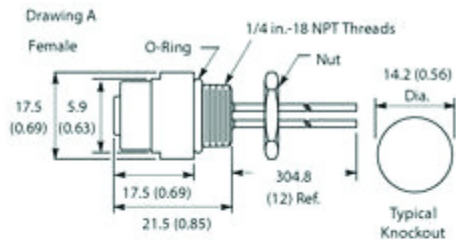
No. of Pins	Assembly Rating [AWG]	Drawing	Panel Mount Threads	Cat. No.	
				Female	Male
4-pin	250V, 4 A	C	1/2 inch-14 NPT	888D-F4AE1-1 ⁽¹⁾	888D-M4AE1-1 ⁽¹⁾
		D	Rear Mount PG9	888D-F4AE5-1 ⁽²⁾	888D-M4AE5-1 ⁽²⁾
5-pin		C	1/2 inch-14 NPT	888D-F5AE1-1 ⁽¹⁾	888D-M5AE1-1 ⁽¹⁾

(1) The 1 at the end of the catalog number is for 1 m (3.28 ft) cable length. Replace the 1 with 0M3 (0.3 m) for standard cable lengths.

(2) The 1 at the end of the catalog number is for 1 m (3.28 ft) cable length. Replace the 1 with 0M5 (0.5 m) for standard cable lengths.

IMPORTANT The 1/2 inch NPT mounting threads model mounting nuts and flat sealing washers are sold separately.

Approximate Dimensions [mm (in.)]



Pinout and Color Code

Color Code	Face View Pinout							
	3-pin		4-pin		5-pin		8-pin	
	Female				Male			
A	1 Brown 2 N/C	3 Blue 4 Black	1 Brown 2 White	3 Blue 4 Black	1 Brown 2 White 3 Blue	4 Black 5 Gray	White Brown Green Yellow	Gray Pink Blue Red

DC Micro Style Terminal Chambers



DC Micro Female

Specifications

Attribute	Value
Mechanical	
Coupling nut material	Nickel-plated brass
Connector shell material	PBT, except embedded thermistor models: Nylon
Contact material	Gold-plated palladium nickel
Cable diameter	18 AWG (0.75 mm ²) max
Electrical	
Assembly rating	4- or 5-pin: 250V, 4 A 8-pin: 60V, 2 A
Environmental	
Enclosure type rating	IP67
Operating temperature	-40...+88 °C (-40...+185 °F)

Pinout

Face View Pinout			
4-pin	5-pin	8-pin	
Female	Male	Female	Male

Product Selection

Single-cable Model Terminal Chambers

No. of Pins	Cable Jacket Diameter [mm (in.)]	Assembly Rating	Rear Nut Thread Size	Cat. No.			
				Straight Female	Right Angle Female	Straight Male	Right Angle Male
4-pin	4.0...6.0 (0.16...0.24)	250V, 4 A	PG 7	871A-TS4-D	871A-TR4-D	871A-TS4-DM	871A-TR4-DM
	6.0...8.0 (0.24...0.32)		PG 9	871A-TS4-D1	871A-TR4-D1	871A-TS4-DM1	871A-TR4-DM1
5-pin	4.0...6.0 (0.16...0.24)		PG 7	871A-TS5-D	871A-TR5-D	871A-TS5-DM	871A-TR5-DM
	6.0...8.0 (0.24...0.32)		PG 9	871A-TS5-D1	871A-TR5-D1	871A-TS5-DM1	871A-TR5-DM1
8-pin	6.0...8.0 (0.24...0.32)	60V, 2 A	PG 9	871A-TS8-D1	—	871A-TS8-DM1	—

Dual-cable Model Terminal Chambers

No. of Pins	Cable Jacket Diameter [mm (in.)]	Assembly Rating	Rear Nut Thread Size	Cat. No.	
				Straight Male	Right Angle Male
4-Pin	Two cables 2.1...3.0 (0.08...0.12) or 3.5...5.2 (0.14...0.21)	250V, 4 A	PG 9	871A-VS4-DM	871A-VR4-DM
5-Pin				871A-VS5-DM	871A-VR5-DM

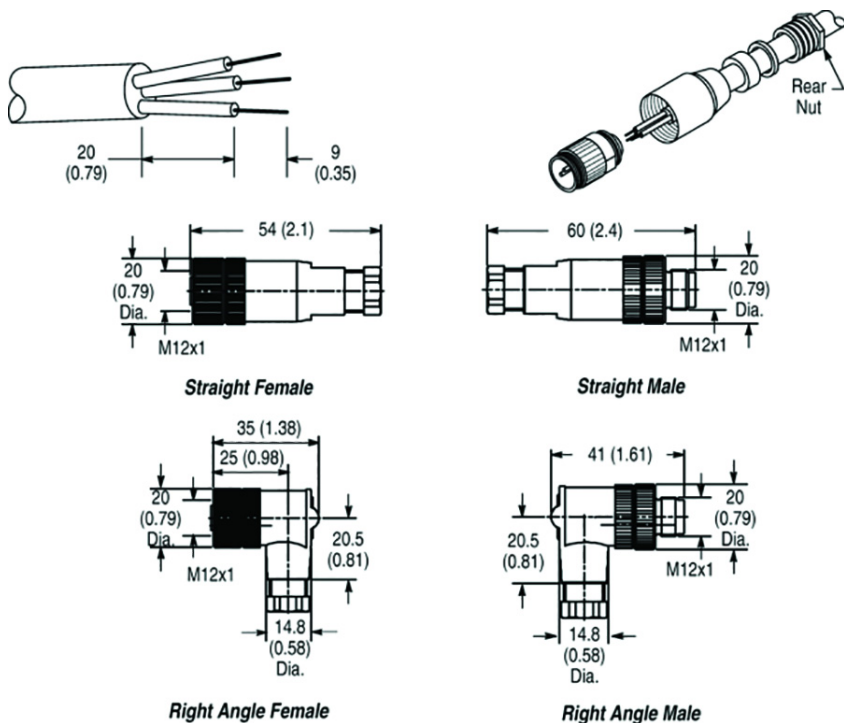
Embedded Thermistor Terminal Chambers

No. of Pins	Cable Jacket Diameter [mm (in.)]	Assembly Rating	Wiring Diagram	Cat. No. ⁽¹⁾	
				Straight Male	Right Angle Male
4-Pin	3.0...6.5 (0.12...0.26)	250V, 4 A		871A-TS4CJC-DM	871A-TR4CJC-DM

(1) The standard for this model is nickel-plated brass coupling nuts and is not available in stainless steel.

IMPORTANT For stainless steel coupling nuts, add an S to the bulletin number, for example, 871AS-TS4-DM).

Approximate Dimensions [mm (in.)]



DC Micro Style Field Attachable Insulation Displacement Connector



DC Micro Male

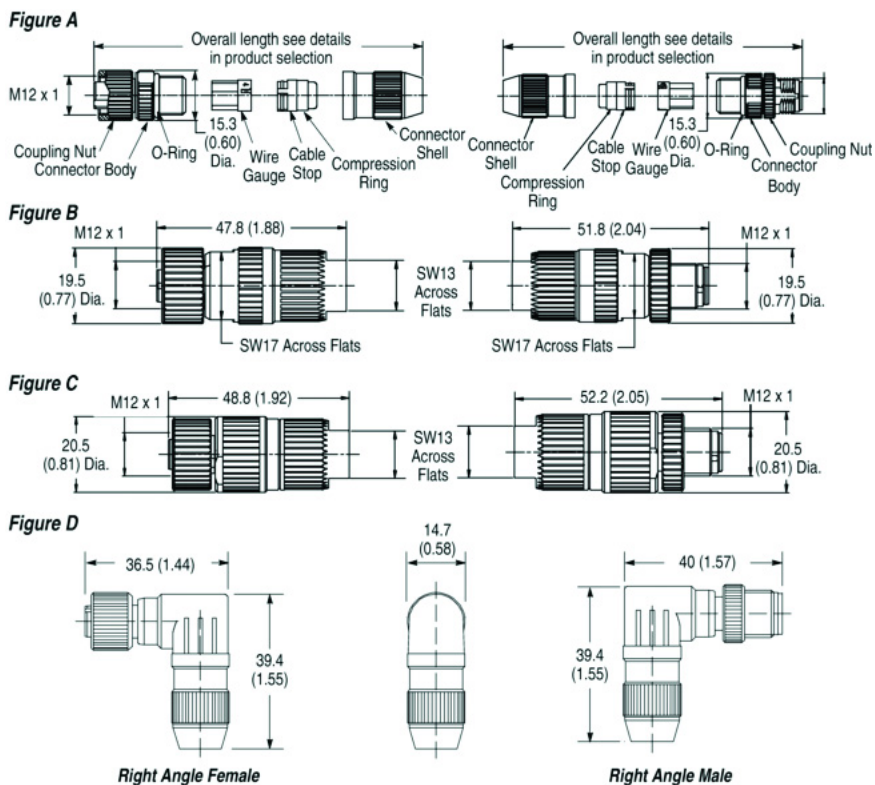
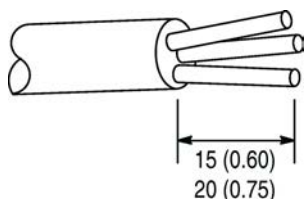
Specifications

Attribute	Value
Mechanical	
Coupling nut material	Zinc die-cast
Connector shell material	Zinc die-cast or polyamide
Contact material	Gold-plated palladium nickel
IDC installations	10 max
Cable diameter	26...22 AWG, 20 AWG: 1.0...1.6 mm (0.039...0.063 in.) 24...22 AWG, 22...18 AWG: 1.6...2.0 mm (0.063...0.079 in.)
Electrical	
Assembly rating	32V, 4 A 50V, 6 A
Environmental	
Enclosure type rating	IP67
Operating temperature	-25...+85 °C (-13...+185 °F)
Installation temperature	-5...+50 °C (23...185 °F)

Product Selection

No. of Pins	Connector Body	Dimension Figures	Cable diameter [mm (in.)]	Wire Size [AWG]	Assembly Rating	Cat. No.			
						Straight Female	Straight Male	Right Angle Female	Right Angle Male
4-pin	Polyamide Small body unshielded	A and D	4.0...5.1 (0.16...0.20)	26...22	32V 4 A	889D-F4DC-H	889D-M4DC-H	889D-R4DC-H	889D-E4DC-H
	Zinc die-cast Large body shielded	B	7.0...8.8 (0.28...0.35)	24...22	32V 4 A	889D-F4DC-SH	889D-M4DC-SH	—	—
	Polyamide Large body unshielded	C	5.5...8.0 (0.22...0.31)	22...18	50V 6 A	889D-F4CE-H	889D-M4CE-H	—	—
3-pin	Polyamide Small body unshielded	A and D	4.0...5.1 (0.16...0.20)	26...22	32V, 4 A	889D-F3DC-H	889D-M3DC-H	889D-R3DC-H	889D-E3DC-H

Approximate Dimensions [mm (in.)]



Pinout

Face View Pinout	
4-pin	5-pin
Female	Male

DC Micro Style Bulkhead Pass-Thru



DC Micro Bulkhead Pass-thru

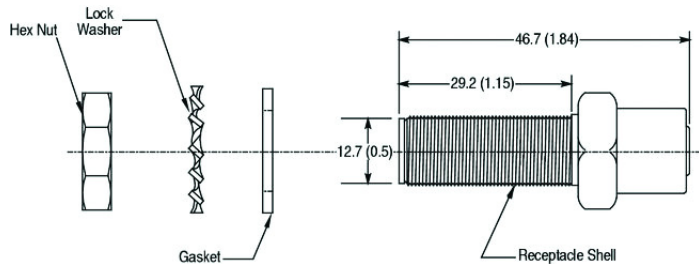
Specifications

Attribute	Value
Certifications	UL Recognized and CSA Certified
Mechanical	
Shell and Locknut Material	Nickel-plated brass
Connector insert material	Nylon
Gasket material	Neoprene
Thrust Washer	Steel alloy
Contact material	Gold-plated palladium nickel
Typical Knockout	12.7 mm (0.50 in.)
Environmental	
Enclosure type rating	IP67
Operating temperature	-20...+80 °C (-4...+176 °F)

Product Selection

Face View of Female	Assembly Rating	Face View of Male	Cat. No.
	250V, 4 A		1485A-CXR5-D5

Approximate Dimensions [mm (in.)]



M12 Power (L-code), 16 AWG, Black PUR



5-pin M12 L-code Cordset

Specifications

Attribute	Value
Certifications	CE Marked and c-UL-us
Mechanical	
Molded body material/color	TPU/black
Contact carrier female material/color	PBT GF/gray
Contact material/plating	CuNi/Au
Shield sleeve material	CuZn
Coupling nut material	CuZn/Ni
Gasket material	FKM
Electrical	
Operating voltage	63V (50V AC/60V DC)
Current rating	16 A
Environmental	
Enclosure type rating	IP67/IP69, NEMA 6P
Temperature rating	-40...+125 °C (-40...+257 °F)

Product Selection

Cordsets

No. of Pins	Wire Size [AWG]	Cat. No. ⁽¹⁾			
		Straight Female	Straight Male	Right Angle Female	Right Angle Male
5-pin	16	889L-F5JF-2	889L-M5JF-2	889L-R5JF-2	889L-E5JF-2

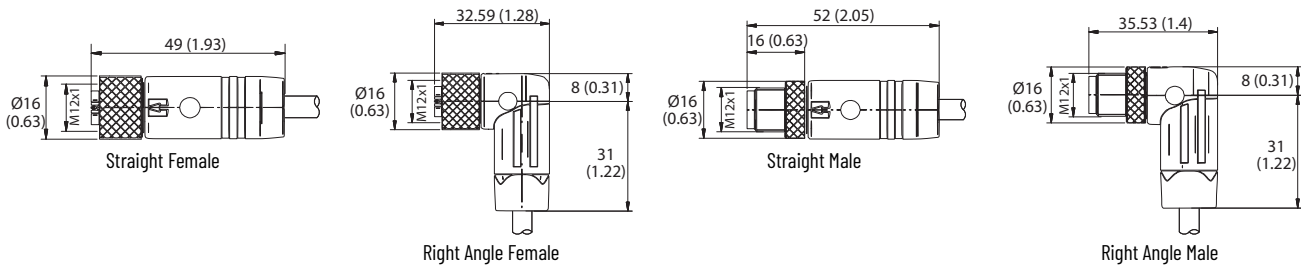
(1) The 2 at the end of the catalog number is for 2 m (6.5 ft) cable length. Replace the 2 with 1 (1 m (3.3 ft)), 3 (3 m (9.8 ft)), 4 (4 m (13.1 ft)), 5 (5 m (16.4 ft)), 6 (6 m (19.7 ft)), or 10 (10 m (32.8 ft)) for standard cable lengths.

Patchcords


No. of Pins	Wire Size [AWG]	Cat. No. ⁽¹⁾		
		Straight Female Straight Male	Straight Female Right Angle Male	Right Angle Female Straight Male
5-pin	16	889L-F5JFLM-2	889L-F5JFLE-2	889L-R5JFLM-2

(1) The 2 at the end of the catalog number is for 2 m (6.5 ft) cable length. Replace the 2 with 1 (1 m (3.3 ft)), 3 (3 m (9.8 ft)), 4 (4 m (13.1 ft)), 5 (5 m (16.4 ft)), 6 (6 m (19.7 ft)), or 10 (10 m (32.8 ft)) for standard cable lengths.

Approximate Dimensions [mm (in.)]



Example of Cordset



Example of Patchcord

Pinout

Face View Pinout	
5-pin	
Female	Male
1 Brown (+24) 2 White (GND UL) 3 Blue (GND) 4 Black (+24 UL) FE Gray	1 Brown (+24) 2 White (GND UL) 3 Blue (GND) 4 Black (+24 UL) FE Gray

M12 Power (L-code) to Mini, 16 AWG, Black PUR



5-pin M12 L-code Patchcord

Specifications

Attribute	Value
Certifications	CE Marked and c-UL-us
Mechanical	
Molded body material/color	<ul style="list-style-type: none"> M12: TPU/black 7/8 in.: TPU/yellow
Contact carrier female material/color	<ul style="list-style-type: none"> M12: PBT GF/gray 7/8 in.: TPU/yellow
Contact material/plating	<ul style="list-style-type: none"> M12: CuNi/Au 7/8 in.: CuZn/CuAu
Shield sleeve material	CuZn (M12 only)
Coupling nut material	<ul style="list-style-type: none"> M12: CuZn/Ni 7/8 in.: Al/anodized black
Gasket material	FKM (M12 only)
Electrical	
Operating voltage	63V (50V AC/60V DC)
Current rating	8 A
Environmental	
Enclosure type rating	IP67, NEMA 6P
Temperature rating	-40...+90 °C (-40...+194 °F)

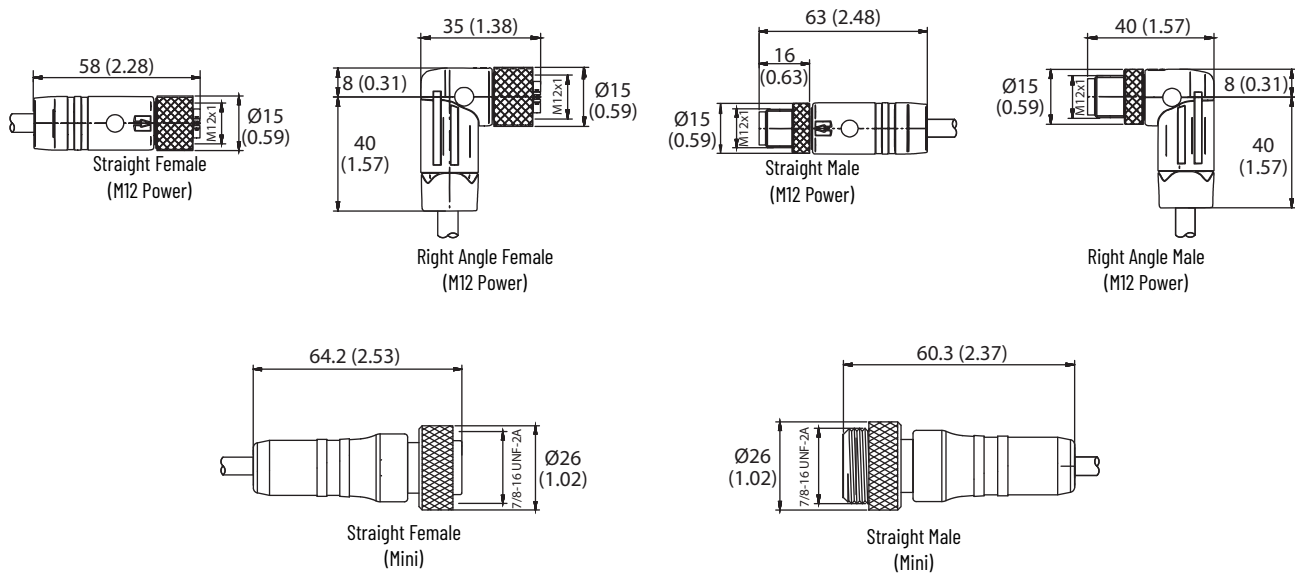
Product Selection

Patchcords

Style: Female to Male	Pinout	Wire Size [AWG]	Cat. No. ⁽¹⁾	
			Straight Female Straight Male	Right Angle Female Straight Male
M12 power (L-code) to 4-pin mini	A	16	889L-F5JFN4M-2	889L-R5JFN4M-2
Style: Male to Female	Pinout	Wire Size [AWG]	Cat. No. ⁽¹⁾	
			Straight Male Straight Female	Right Angle Male Straight Female
4-pin mini to M12 power (L-code)	B	16	889N-F4JFL5M-2	889N-F4JFL5E-2

(1) The 2 at the end of the catalog number is for 2 m (6.5 ft) cable length. Replace the 2 with 1 (1 m (3.3 ft)), 3 (3 m (9.8 ft)), 4 (4 m (13.1 ft)), 5 (5 m (16.4 ft)), 6 (6 m (19.7 ft)), or 10 (10 m (32.8 ft)) for standard cable lengths.

Approximate Dimensions [mm (in.)]



Pinout

Face View Pinout			
A		B	
Male (Mini)	Female (M12 Power)	Male (M12 Power)	Female (Mini)
1 Black (+24UL) 2 Brown (+24) 3 Blue (GND) 4 White (GND UL)	1 Brown (+24) 2 White (GND UL) 3 Blue (GND) 4 Black (+24UL)	1 Brown (+24) 2 White (GND UL) 3 Blue (GND) 4 Black (+24UL)	1 Black (+24UL) 2 Brown (+24) 3 Blue (GND) 4 White (GND UL)

AC Micro Style, 18 or 22 AWG, PVC



3-pin AC Micro Cordset

Specifications

Attribute	Value
Certifications	UL Recognized and CSA Certified
Mechanical	
Coupling nut material	Epoxy-coated zinc
Connector material	Molded oil-resistant polyurethane
Contact material	Gold over nickel-plated brass
Cable type	Oil-resistant yellow PVC jacket, 18 or 22 AWG conductors, 300V
Bend radius	10x diameter
Cable diameter	3/c (22 AWG) = 6.7 mm (0.26 in.) 3/c (18 AWG) = 6.7 mm (0.26 in.) 4/c (18 AWG) = 6.7 mm (0.26 in.) 4/c (22 AWG) = 6.7 mm (0.26 in.) 5/c (18 AWG) = 7.5 mm (0.30 in.) 6/c (22 AWG) = 6.7 mm (0.26 in.)
Braiding	Shield aluminum mylar stranding 26 x #36 (AWG) (Braided cable models only)
Electrical	
Cable rating	UL AWM style 2661 VW-1 105C 300V, CSA AWM A/B I/II 80C 300V FT1, UV oil and water resistant
Assembly rating	250V, 4 A
Environmental	
Enclosure type rating	IP67, IP69K
Temperature rating	-20...+105 °C (-4...+221 °F)

Product Selection

Cordsets

No. of Pins	Assembly Rating	Color Code	Cat. No. ⁽¹⁾			
			Straight Female	Right Angle Female	Straight Male	Right Angle Male
3-pin	Braided 22 AWG, 250V, 4 A	A	889R-F3ECA-2	889R-R3ECA-2	889R-M3ECA-2	889R-E3ECA-2
	18 AWG, 250V, 4 A		889R-F3AEA-2	889R-R3AEA-2	889R-M3AEA-2	889R-E3AEA-2
4-pin	Braided 22 AWG, 250V, 4 A		889R-F4ECA-2	889R-R4ECA-2	889R-M4ECA-2	889R-E4ECA-2
	18 AWG, 250V, 4 A		889R-F4AEA-2	889R-R4AEA-2	889R-M4AEA-2	889R-E4AEA-2
5-pin	Braided 22 AWG, 250V, 4 A		889R-F5ECA-2	889R-R5ECA-2	889R-M5ECA-2	889R-E5ECA-2
	18 AWG, 250V, 4 A		889R-F5AEA-2	889R-R5AEA-2	889R-M5AEA-2	889R-E5AEA-2
6-pin	Braided 22 AWG, 250V, 4 A		889R-F6ECA-2	889R-R6ECA-2	889R-M6ECA-2	889R-E6ECA-2

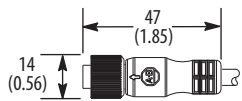
(1) The 2 at the end of the catalog number is for 2 m (6.5 ft) cable length. Replace the 2 with 5 (5 m) or 10 (10 m) for standard cable lengths.

Patchcords

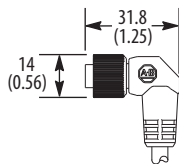
No. of Pins	Assembly Rating	Color Code	Cat. No. ⁽¹⁾			
			Straight Female Straight Male	Straight Female Right Angle Male	Right Angle Female Straight Male	Right Angle Female Right Angle Male
3-pin	Braided 22 AWG, 250V, 4 A	A	889R-F3ECRM-2	889R-F3ECRE-2	889R-R3ECRM-2	889R-R3ECRE-2
	18 AWG, 250V, 4 A		889R-F3AERM-2	889R-F3AERE-2	889R-R3AERM-2	889R-R3AERE-2
4-pin	Braided 22 AWG, 250V, 4 A		889R-F4ECRM-2	889R-F4ECRE-2	889R-R4ECRM-2	889R-R4ECRE-2
	18 AWG, 250V, 4 A		889R-F4AERM-2	889R-F4AERE-2	889R-R4AERM-2	889R-R4AERE-2
5-pin	Braided 22 AWG, 250V, 4 A		889R-F5ECRM-2	889R-F5ECRE-2	889R-R5ECRM-2	889R-R5ECRE-2
	18 AWG, 250V, 4 A		889R-F5AERM-2	889R-F5AERE-2	889R-R5AERM-2	889R-R5AERE-2
6-pin	Braided 22 AWG, 250V, 4 A		889R-F6ECRM-2	889R-F6ECRE-2	889R-R6ECRM-2	889R-R6ECRE-2

(1) The 2 at the end of the catalog number is for 2 m (6.5 ft) cable length. Replace the 2 with 5 (5 m) or 10 (10 m) for standard cable lengths.

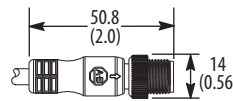
Approximate Dimensions



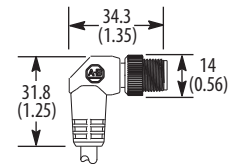
Straight Female



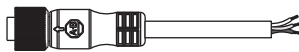
Right Angle Female




Straight Male



Right Angle Male



Example of Cordset



Example of Patchcord

Pinout and Color Code

Color Code	Face View Pinout							
	3-pin		4-pin		5-pin		6-pin	
	Female	Male	Female	Male	Female	Male	Female	Male
A	1 Green (GND) 2 Red/Black Tr. 3 Red/White Tr.	1 Red/Black Tr. 2 Red/White Tr.	3 Red 4 Green (GND)	1 Red/White Tr 2 Red 3 Green	4 Red/Yellow Tr. 5 Red/Black Tr.	1 Red/White Tr. 2 Red 3 Green	4 Red/Yellow Tr. 5 Red/Black Tr. 6 Red/Blue Tr.	

AC Micro Style, 18 AWG, ToughWeld™



3-pin AC Micro Cordset

Specifications

Attribute	Value
Certifications	UL Recognized and CSA Certified
Mechanical	
Coupling nut material	Epoxy-coated zinc
Connector material	Molded oil-resistant polyurethane
Contact material	Gold over nickel-plated brass
Cable type	Oil-resistant yellow TPE jacket, 18 AWG stranded copper, cable voltage = 300V
Bend radius	10x diameter
Cable diameter	9 mm (0.35 in.)
Electrical	
Cable rating	UL -50C SJ00W 90C dry and 60C water resistant, CSA -50C SJ00W 90C FT1
Assembly rating	250V, 3 A
Environmental	
Enclosure type rating	IP67, IP69K
Temperature rating	-50...+105 °C (-58...+221 °F)

Product Selection

Cordsets

No. of Pins	Assembly Rating	Material	Color Code	Cat. No. ⁽¹⁾			
				Straight Female	Right Angle Female	Straight Male	Right Angle Male
3-pin	18 AWG, 250V, 4 A	ToughWeld	A	889R-F3WEC-2	889R-R3WEC-2	889R-M3WEC-2	889R-E3WEC-2
4-Pin	18 AWG, 250V, 4 A	ToughWeld	A	889R-F4WEC-2	889R-R4WEC-2	889R-M4WEC-2	889R-E4WEC-2
5-Pin	18 AWG, 250V, 4 A	ToughWeld	A	889R-F5WEC-2	889R-R5WEC-2	889R-M5WEC-2	889R-E5WEC-2
3-pin	18 AWG, 250V, 4 A	ToughLink	A	889R-F3HEA-2	889R-R3HEA-2	889R-M3HEA-2	889R-E3HEA-2
4-Pin	18 AWG, 250V, 4 A	ToughLink	A	889R-F4HEA-2	889R-R4HEA-2	889R-M4HEA-2	889R-E4HEA-2

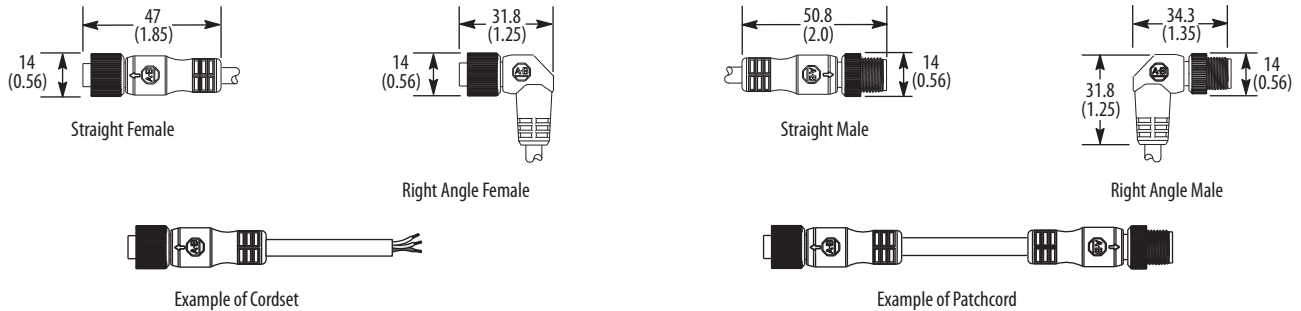
(1) The 2 at the end of the cat. no. is for 2 m cable length. Replace the 2 with 5 (5 m) or 10 (10 m) for standard cable lengths.

Patchcords

No. of Pins	Assembly Rating	Material	Color Code	Cat. No. ⁽¹⁾			
				Straight Female Straight Male	Straight Female Right Angle Male	Right Angle Female Straight Male	Right Angle Female Right Angle Male
3-pin	18 AWG, 250V, 4 A	ToughWeld	A	889R-F3WERM-3F	889R-F3WERE-3F	889R-R3WERM-3F	889R-R3WERE-3F
4-Pin	18 AWG, 250V, 4 A	ToughWeld	A	889R-F4WERM-3F	889R-F4WERE-3F	889R-R4WERM-3F	889R-R4WERE-3F
5-Pin	18 AWG, 250V, 4 A	ToughWeld	A	889R-F5WERM-3F	889R-F5WERE-3F	889R-R5WERM-3F	889R-R5WERE-3F
3-pin	18 AWG, 250V, 4 A	ToughLink	A	889R-F3HERM-3F	889R-F3HERE-3F	889R-R3HERM-3F	889R-R3HERE-3F
4-Pin	18 AWG, 250V, 4 A	ToughLink	A	889R-F4HERM-3F	889R-F4HERE-3F	889R-R4HERM-3F	889R-R4HERE-3F

(1) The 2 at the end of the cat. no. is for 2 m cable length. Replace the 2 with 5 (5 m) or 10 (10 m) for standard cable lengths.

Approximate Dimensions [mm (in.)]



Pinout and Color Code

Color Code	Face View Pinout
	3-pin
A	<p>1 Green 2 Red/Black Tr. 3 Red/White Tr.</p>

AC Micro Style, 18 AWG, Yellow PUR and TPE (Flex Rated)



3-pin AC Micro Cordset

Specifications

Attribute	Value
Certifications	UL Recognized and CSA Certified
Mechanical	
Material	Molding oil-resistant PVC
Contact material	Gold over nickel-plated brass
Cable type	Unshielded, oil, water, and UV resistant
Cable diameter [mm (in.)]	3/c TPE 6.0 (0.24) 3/c PUR 6.6 (0.26) 4/c TPE 6.6 (0.26) 4/c PUR 6.6 (0.26) 5/c TPE 7.7 (0.30) 5/c PUR 7.7 (0.30)
Electrical	
Cable rating	UL AWM, UV, oil and water resistant, 18 AWG
Assembly rating	250V, 4 A
Environmental	
Enclosure type rating	IP67, IP69K

Product Selection

Cordsets

No. of Pins	Cable Rating	Temperature Rating	Jacket Material	Cat. No. ⁽¹⁾			
				Straight Female	Right Angle Female	Straight Male	Right Angle Male
3-pin	Flex rated to 5 million cycles	-20...+80 °C (-4...+105 °F)	Yellow PUR	889R-F3UEA-2	889R-R3UEA-2	889R-M3UEA-2	889R-E3ECA-2
	Flex rated to 10 million cycles	-50...+105 °C (-58...+221 °F)	Yellow TPE	889R-F3HJA-2	889R-R3HJA-2	889R-M3HJA-2	889R-E3AEA-2
4-pin	Flex rated to 5 million cycles	-20...+80 °C (-4...+105 °F)	Yellow PUR	889R-F4UEA-2	889R-R4UEA-2	889R-M4UEA-2	889R-E4ECA-2
	Flex rated to 10 million cycles	-50...+105 °C (-58...+221 °F)	Yellow TPE	889R-F4HJA-2	889R-R4HJA-2	889R-M4HJA-2	889R-E4AEA-2
5-pin	Flex rated to 5 million cycles	-20...+80 °C (-4...+105 °F)	Yellow PUR	889R-F5UEA-2	889R-R5UEA-2	889R-M5UEA-2	889R-E5ECA-2
	Flex rated to 10 million cycles	-50...+105 °C (-58...+221 °F)	Yellow TPE	889R-F5HJA-2	889R-R5HJA-2	889R-M5HJA-2	889R-E5AEA-2

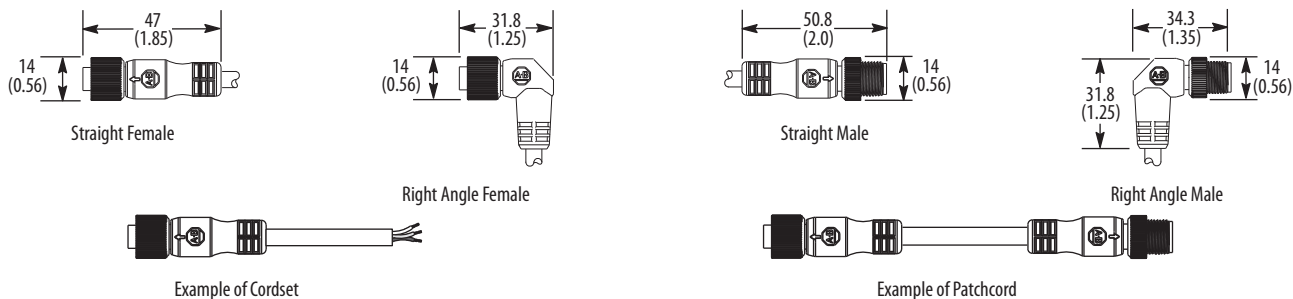
(1) The 2 at the end of the cat. no. is for 2 m cable length. Replace the 2 with 5 (5 m) or 10 (10 m) for standard cable lengths.

Patchcords

No. of Pins	Cable Rating	Temperature Rating	Jacket Material	Cat. No. ⁽¹⁾			
				Straight Female Straight Male	Straight Female Right Angle Male	Right Angle Female Straight Male	Right Angle Female Right Angle Male
3-pin	Flex rated to 5 million cycles	-20...+80 °C (-4...+176 °F)	Yellow PUR	889R-F3UERM-2	889R-R3UERE-2	889R-R3UERM-2	889R-R3UERE-2
	Flex rated to 10 million cycles	-50...+105 °C (-58...+221 °F)	Yellow TPE	889R-F3HJRM-2	889R-F3HJRE-2	889R-R3HJRM-2	889R-R3HJRE-2
4-pin	Flex rated to 5 million cycles	-20...+80 °C (-4...+176 °F)	Yellow PUR	889R-F4UERM-2	889R-F4UERE-2	889R-R4HJRM-2	889R-R4UERE-2
	Flex rated to 10 million cycles	-50...+105 °C (-58...+221 °F)	Yellow TPE	889R-F4HJRM-2	889R-F4HJRE-2	889R-R4HJRM-2	889R-R4HJRE-2
5-pin	Flex rated to 10 million cycles	-50...+105 °C (-58...+221 °F)	Yellow TPE	889R-F5UERM-2	889R-F5UERE-2	889R-R5HJRM-2	889R-R5UERE-2
	Flex rated to 5 million cycles	-20...+80 °C (-4...+176 °F)	Yellow PUR	889R-F5HJRM-2	889R-F5HJRE-2	889R-R5HJRM-2	889R-R5HJRE-2

(1) The 2 at the end of the cat. no. is for 2 m cable length. Replace the 2 with 0M3 (0.3 m), 1 (1 m), 3 (3 m), 5 (5 m), or 10 (10 m) for standard lengths.

Approximate Dimensions [mm (in.)]



Pinout and Color Code

Color Code	Face View Pinout							
	3-pin		4-pin		5-pin		6-pin	
	Female	Male	Female	Male	Female	Male	Female	Male
A	1 Green (GND) 2 Red/Black Tr. 3 Red/White Tr.	1 Red/Black Tr. 2 Red/White Tr.	3 Red 4 Green (GND)	1 Red/White Tr 2 Red 3 Green	4 Red/Yellow Tr. 5 Red/Black Tr.	1 Red/White Tr. 2 Red 3 Green	4 Red/Yellow Tr. 5 Red/Black Tr. 6 Red/Blue Tr.	

AC Micro Style, PLTC, 18 and 22 AWG, Gray PVC



Pin AC Micro Cordset

Specifications

Attribute	Value
Certifications	UL Recognized and CSA Certified
Mechanical	
Coupling nut material	Epoxy-coated zinc
Housing material	Molded oil-resistant PVC
Contact material	Gold over nickel-plated brass
Cable type	Oil-resistant gray PVC jacket, 18 or 22 AWG conductors, 300V UL Listed and CSA Certified
Bend radius	10x diameter
Electrical	
Cable rating	UL PLTC AWM Style 2661VW-1 105C 300V, CSA AWM A/B 1/11 80C 300V FT1, UV oil and water resistant
Assembly rating	250V, 4 A
Environmental	
Enclosure type rating	IP67 and IP69K
Temperature rating	-20...+105 °C (-4...+221 °F)

Product Selection

Cordsets

No. of Pins	Jacket Material	Wire Size [AWG]	Cable diameter [mm (in.)]	Cat. No. ⁽¹⁾			
				Straight Female (Internal Threads)	Right Angle Female	Straight Male	Right Angle Male
3-pin	Gray PVC	18	6.7 (0.26)	889R-F3GEA-2	889R-R3GEA-2	889R-M3GEA-2	889R-E3GEA-2
4-pin	Gray PVC	18	6.7 (0.26)	889R-F4GEA-2	889R-R4GEA-2	889R-M4GEA-2	889R-E4GEA-2
5-pin	Gray PVC	18	7.6 (0.3)	889R-F5GEA-2	889R-R5GEA-2	889R-M5GEA-2	889R-E5GEA-2
6-pin	Gray PVC Braided	22	6.7 (0.26)	889R-F6KCA-2	889R-R6KCA-2	889R-M6KCA-2	889R-E6KCA-2

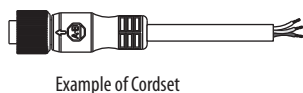
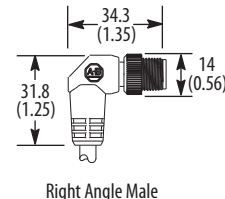
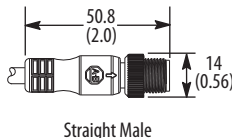
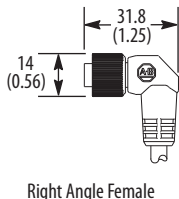
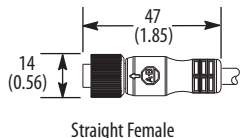
(1) The 2 at the end of the cat. no. is for 2 m cable length. Replace the 2 with 5 (5 m) or 10 (10 m) for standard cable lengths.

Patchcords

No. of Pins	Jacket Material	Wire Size [AWG]	Cable diameter [mm (in.)]	Cat. No. ⁽¹⁾			
				Straight Female Straight Male	Straight Female Right Angle Male	Right Angle Female Straight Male	Right Angle Female Right Angle Male
3-pin	Gray PVC	18	6.7 (0.26)	889R-F3GERM-2	889R-F3GERE-2	889R-R3GERM-2	889R-R3GERE-2
4-pin	Gray PVC	18	6.7 (0.26)	889R-F4GERM-2	889R-F4GERE-2	889R-R4GERM-2	889R-R4GERE-2
5-pin	Gray PVC	18	7.6 (0.3)	889R-F5GERM-2	889R-F5GERE-2	889R-R5GERM-2	889R-R5GERE-2
6-pin	Gray PVC Braided	22	6.7 (0.26)	889R-F6KCRM-2	889R-F6KCRE-2	889R-R6KCRM-2	889R-R6KCRE-2

(1) The 2 at the end of the cat. no. is for 2 m cable length. Replace the 2 with 5 (5 m) or 10 (10 m) for standard cable lengths.

Approximate Dimensions [mm (in.)]



Pinout and Color Code

Color Code	Face View Pinout							
	3-pin		4-pin		5-pin		6-pin	
	Female	Male	Female	Male	Female	Male	Female	Male
A	1 Green (GND) 2 Red/Black Tr. 3 Red/White Tr.	1 Red/Black Tr. 2 Red/White Tr.	3 Red 4 Green (GND)	1 Red/White Tr 2 Red 3 Green	4 Red/Yellow Tr. 5 Red/Black Tr.	1 Red/White Tr. 2 Red 3 Green	4 Red/Yellow Tr. 5 Red/Black Tr. 6 Red/Blue Tr.	

AC Micro Style, 20 AWG, Coil Cable, PVC



3-pin AC Micro Cordset

Specifications

Attribute	Value
Certifications	UL Recognized and CSA Certified
Mechanical	
Coupling nut material	Epoxy-coated zinc
Connector material	Molded oil-resistant PVC
Contact material	Gold over nickel-plated brass
Cable type	Oil-resistant yellow PVC jacket, 20 AWG stranded copper, 300V, UL Recognized and CSA Certified
Cable diameter [mm (in.)]	7.1 (0.28)
Electrical	
Cable rating	300V, UL style 20197, CSA AWM 1/11 A/B
Assembly rating	250V, 4 A
Environmental	
Enclosure type rating	IP67
Temperature rating	-20...+105 °C (-4...+221 °F)

Product Selection

Cordsets

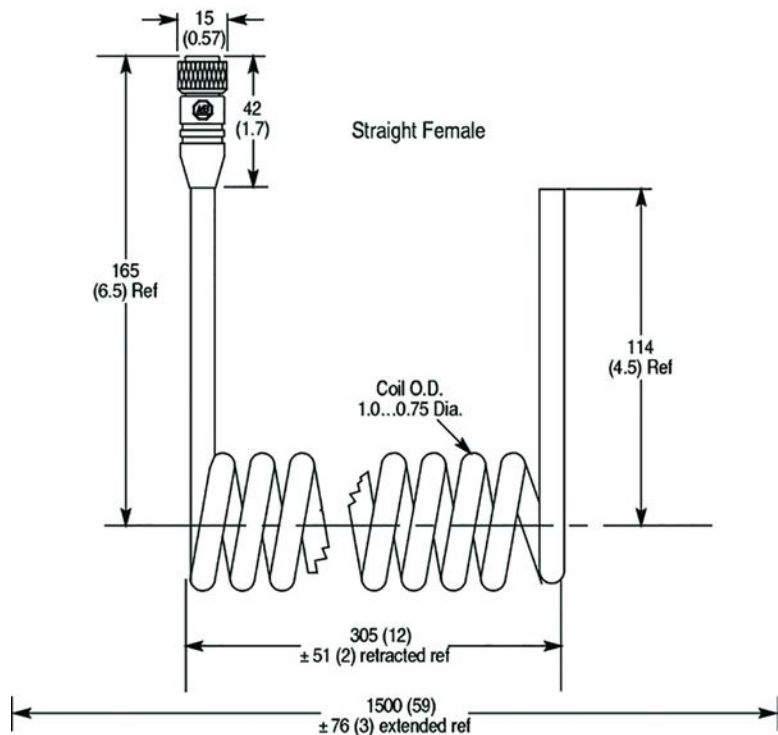
No. of Pins	Assembly Rating	Color Code	Length [m (ft)]	Cat. No. ⁽¹⁾
				Straight Female
4-Pin	20 AWG 250V 4 A	A	1.5 (5)	889R-F4AD-C5F
		B		889R-F4ADA-C5F

(1) The 2 at the end of the cat. no. is for 2 m cable length. Replace the 2 with 5 (5 m) or 10 (10 m) for standard cable lengths.

Pinout and Color Code

Color Code	Face View Pinout	
	4-pin	
	Female	Male
A	1 Black 2 Blue	3 Brown 4 White
B	1 Red/Black Tr. 2 Red/White Tr.	3 Red 4 Green (GND)

Approximate Dimensions [mm (in.)]



AC Micro Style, 18 and 22 AWG, Yellow PVC



3-pin AC Micro

Specifications

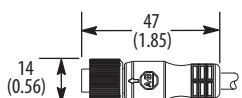
Attribute	Value
Certifications	UL Recognized and CSA Certified
Electrical	
Coupling nut material	Epoxy-coated zinc
Connector material	Molded oil-resistant PVC
Contact material	Gold over nickel-plated brass
Cable rating	Unshielded, oil, water, and UV resistant, AWM, 18 AWG
Assembly rating	250V, 4 A
Environmental	
Enclosure type rating	IP67
Temperature rating	-20...+105 °C (-4...+221 °F)

Product Selection

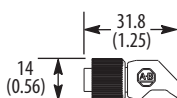
No. of Pins	Connector Style	Color Code	Wire Size [AWG]	Cat. No. ⁽¹⁾			
				Straight Female Straight Male	Straight Female Right Angle Male	Right Angle Female Straight Male	Right Angle Female Right Angle Male
3-pin	3-pin Mini Female to 3-pin AC Micro Male	B-A	18	889N-F3AERM-2	889N-F3AERE-2	889R-R3AERM-2	889N-R3AERE-2
	3-pin AC Micro Female to 3-pin Mini Male	A-B	18	889R-F3AENM-2	889R-F3AENE-2	889R-R3AENM-2	889R-R3AENE-2
	3-pin AC Micro Female to 4-pin DC Micro Male	A-C	18	889R-F3AEDM-2	889R-F3AEDE-2	889R-R3AEDM-2	889R-R3AEDE-2
	3-pin AC Micro Female to 4-pin DC Micro Male	C-A	22	889R-F3ACDM-2	889R-F3ACDE-2	889R-R3ACDM-2	889R-R3ACDE-2

(1) The 2 at the end of the cat. no. is for 2 m cable length. Replace the 2 with 5 (5 m) or 10 (10 m) for standard cable lengths.

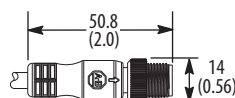
Approximate Dimensions [mm (in.)]



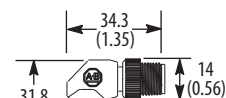
Straight Female



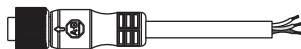
Right Angle Female




Straight Male



Right Angle Male



Example of Cordset



Example of Patchcord

Pinout and Color Code

Face View Pinout				
No. of Pins	3-pin	3-pin		4-pin
Face View Pinout				
Color Code	A	B		C
	1 Green 2 Red/Black Tr. 3 Red/White Tr.	1 Green 2 Black 3 White		1 Brown 2 NA 3 Blue 4 Black

AC Micro Style, Splitters, MDSA Module Wiring



Splitter, AC Micro

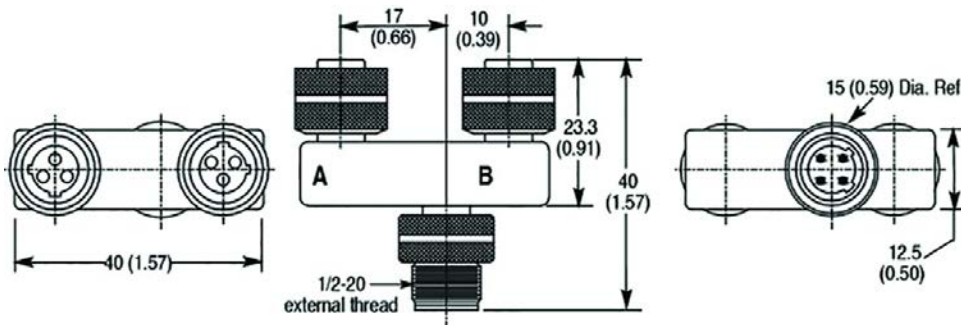
Specifications

Attribute	Value
Certifications	UL Recognized and CSA Certified
Mechanical	
Material	Black PUR
Connector insert material	PUR
Receptacle shell material	Nickel-plated brass
Contact material	Brass, gold over nickel plating
O-Ring Material	Viton®
Electrical	
Assembly rating	300V, 3 A
Environmental	
Enclosure type rating	IP67, NEMA 6P
Operating temperature	-30...+105 °C (-22...+221 °F)

Product Selection

Type	Wiring Diagram	Assembly Rating	Cat. No.
Standard wiring	<p>The diagram shows a 4-pin male connector at the bottom with pins labeled 1, 2, 3, and 4. Two female connectors, labeled A and B, are connected to the top. Female connector A has pins 1, 2, and 3. Female connector B has pins 1, 2, and 3. The wiring is as follows: Male pin 1 connects to Female A pin 1 and Female B pin 1. Male pin 2 connects to Female A pin 2 and Female B pin 2. Male pin 3 connects to Female A pin 3 and Female B pin 3. Male pin 4 is not connected to either female connector.</p>	300V, 3 A	898R-33PYX-R3

Approximate Dimensions [mm (in.)]



Pinout

Face View Pinout		
No. of Pins	3-pin	4-pin
Face View Pinout		

AC Micro Style Receptacles – 18 and 22 AWG, 1/2 and 1/4 NPT Mounting Threads



AC Micro Male Receptacle

Specifications

Attribute	Value
Certifications	UL Recognized and CSA Certified
Mechanical	
Receptacle shell material	Brass with nickel
Connector insert material	Nylon
Contact material	Gold-plated brass
Wire insulation	Oil-resistant PVC, 22 AWG stranded copper, 300V, UL Recognized and CSA Certified
Electrical	
Assembly rating	250V, 4 A
Environmental	
Enclosure type rating	NEMA 1, 3, 4, 6P, and IEC IP67, IP68, IP69K
Operating temperature	-40...+10 °C(-22...+221 °F)

Mating Components and Accessories

Description ⁽¹⁾	Cat. No.
1/2 inch 14 NPT mounting nut	889A-U1NUT-10
1/2 inch 14 NPT flat sealing washer	889A-U1FSL-10

(1) Sold in bags of 10.

Product Selection

22 AWG Receptacles

No. of Pins	Assembly Rating	Color Code	Panel Mount Threads	Dimension Drawing	Cat. No. ⁽¹⁾	
					Female	Male
3-pin	250V, 4 A	A	1/2 inch-14 NPT	A	888R-F3AC1-1F	888R-M3AC1-1F
			1/4 inch-18 NPT	B	888R-F3AC2-1F	888R-M3AC2-1F
4-pin			1/2 inch-14 NPT	A	888R-F4AC1-1F	888R-M4AC1-1F
			1/4 inch-18 NPT	B	888R-F4AC2-1F	888R-M4AC2-1F
5-pin			1/2 inch-14 NPT	A	888R-F5AC1-1F	888R-M5AC1-1F
			1/4 inch-18 NPT	B	888R-F5AC2-1F	888R-M5AC2-1F
6-pin	1/2 inch-14 NPT	A	888R-F6AC1-1F	888R-M6AC1-1F		
Mounting nuts for 1/2 inch-14 NPT threaded receptacles are available in bags of 10 pieces						889A-U1NUT-10
Flat, sealing washers for 1/2 inch-14 NPT threaded receptacles are available in bags of 10 pieces						889A-U1FSL-10

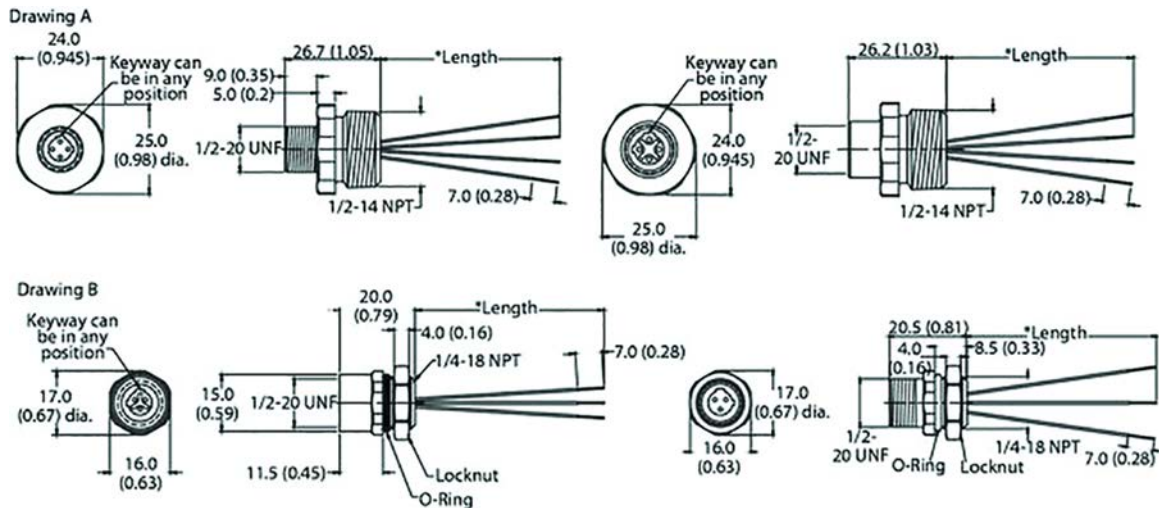
(1) The 1F at the end of the cat. no. is for 1 ft cable length. Replace the 1F with 3F (3 ft) for standard lengths.

18 AWG Receptacles

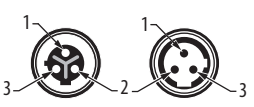
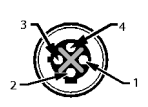
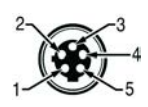
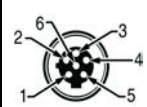
No. of Pins	Assembly Rating	Color Code	Panel Mount Threads	Dimension Drawing	Cat. No. ⁽¹⁾	
					Female	Male
3-pin	250V, 4 A	A	1/2 inch-14 NPT	A	888R-F3AE1-1F	888R-M3AE1-1F
			1/4 inch-18 NPT	B	888R-F3AE2-1F	888R-M3AE2-1F
4-pin			1/2 inch-14 NPT	A	888R-F4AE1-1F	888R-M4AE1-1F
			1/4 inch-18 NPT	B	888R-F4AE2-1F	888R-M4AE2-1F
5-pin			1/2 inch-14 NPT	A	888R-F5AE1-1F	888R-M5AE1-1F
			1/4 inch-18 NPT	B	888R-F5AE2-1F	888R-M5AE2-1F
Mounting nuts for 1/2 inch-14 NPT threaded receptacles are available in bags of 10 pieces						889A-U1NUT-10
Flat, sealing washers for 1/2 inch-14 NPT threaded receptacles are available in bags of 10 pieces						889A-U1FSL-10

(1) The 1F at the end of the cat. no. is for 1 ft cable length. Replace the 1F with 3F (3 ft) for standard lengths.

Approximate Dimensions [mm (in.)]



Pinout and Color Code

Color Code	Face View Pinout							
	3-pin		4-pin		5-pin		6-pin	
	Female	Male	Female	Male	Female	Male	Female	Male
A	 1 Green 2 Red/Black Tr. 3 Red/White Tr.		 1 Red/Black Tr. 2 Red/White Tr. 3 Red 4 Green (GND)		 1 Red/White Tr. 2 Red 3 Green (GND) 4 Red/Yellow Tr. 5 Red/Black Tr.		 1 Red/White Tr. 2 Red 3 Green 4 Red/Yellow Tr. 5 Red/Black Tr. 6 Red/Blue Tr.	

AC Micro Style, Terminal Chambers, Screw-type Field Attachable Connectors



AC Micro Male Receptacle

Specifications

Attribute	Value
Mechanical	
Coupling nut material	Nickel-plated brass
Connector insert material	Nylon
Contact material	Gold-plated palladium/nickel
Wire Size	18 mm (0.75 in. ²) max.
Environmental	
Enclosure type rating	IP67 (IEC 529); NEMA 6P
Operating temperature	-40...+90 °C (-40...+194 °F)

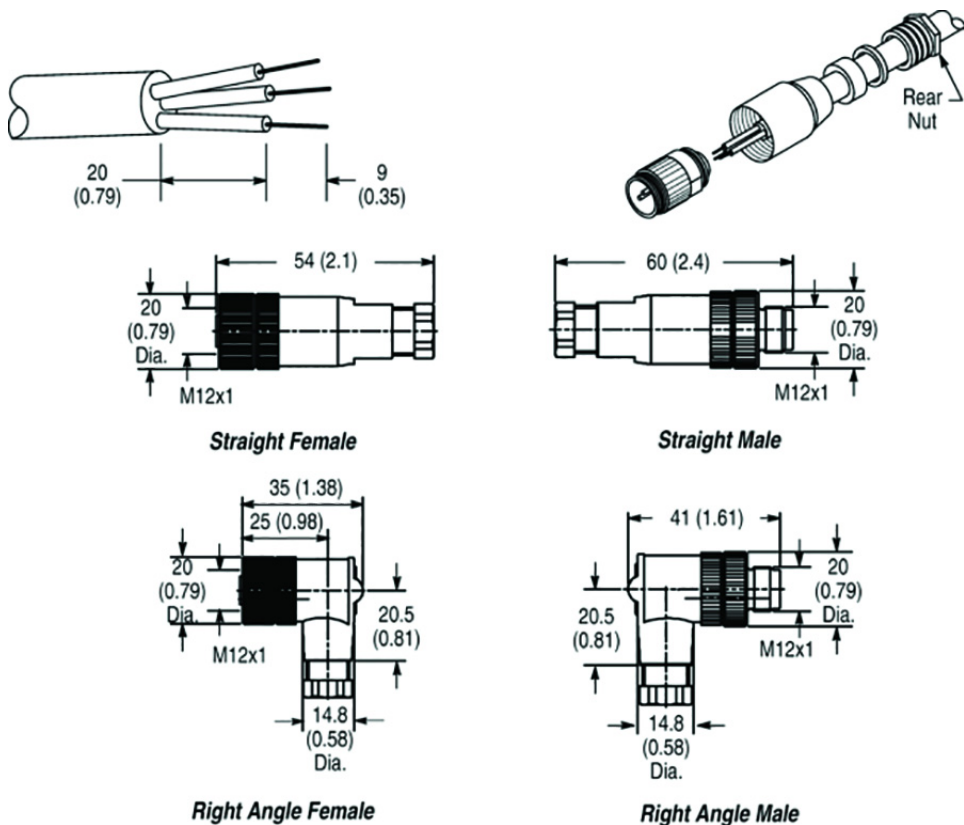
Product Selection

Terminal Chambers

Connector Style	Cable Jacket Diameter	Wire Size	Cat. No.	
			Female	Male
Straight	4.0...6.0 (0.16...0.23)	18 (0.75 mm ²)	871A-TS3-R	871A-TS3-RM
Right Angle			871A-TR3-R	871A-TR3-RM
Straight	6.0...8.0 (0.23...0.31)	18 (0.75 mm ²)	871A-TS3-R1	871A-TS3-RM1
Right Angle			871A-TR3-R1	871A-TR3-RM1

IMPORTANT Stainless steel coupling nuts are available. Add an S to the catalog number, for example, 871AS-TS3-R.

Approximate Dimensions [mm (in.)]



Pinout and Color Code

Color Code	Face View Pinout	
	3-pin	
	Female	Male
A		
	1 Green 2 Red/Black Tr 3 Red/White Tr	

EAC Micro Style, 22 AWG, Yellow PVC



4-pin EAC Micro Cordset

Specifications

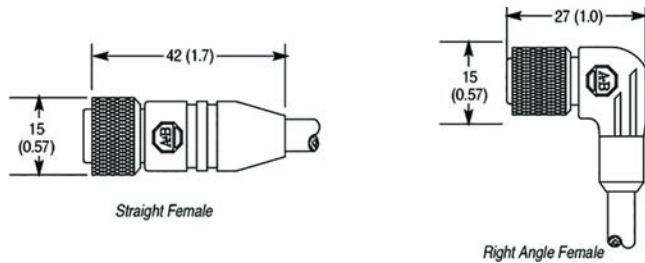
Attribute	Value
Certifications	UL Recognized and CSA Certified
Mechanical	
Coupling nut material	Epoxy-coated zinc
Connector material	Molded oil-resistant polyurethane body
Contact material	Gold over nickel-plated brass
Cable type	Yellow oil-resistant PVC jacket, 22 AWG conductors, 300V, UL Recognized and CSA Certified
Cable diameter	5 mm (0.21 in.)
Electrical	
Cable rating	300V
Assembly rating	300V, 3 A
Environmental	
Enclosure type rating	IP67
Temperature rating	-40...+90 °C (-40...+194 °F)

Product Selection

No. of Pins	Wire Size [AWG]	Color Code	Cat. No. ⁽¹⁾	
			Straight Female	Right Angle Female
3-pin	22 AWG 300V 3 A	A	889B-F3AC-2	889B-R3AC-2
4-Pin		B	889B-F4AC-2	889B-R4AC-2

(1) The 2 at the end of the catalog number is for 2 m cable length. Replace the 2 with 5 (5 m) or 10 (10 m) for standard cable lengths.

Approximate Dimensions [mm (in.)]



Pinout and Color Code

Color Code	Face View Pinout
	4-pin Female
A	1 Brown 2 Blue 3 Not Used 4 Green/Yellow
B	1 Brown 2 Blue 3 Black 4 Green/Yellow

EAC Micro Style Receptacles, 22 AWG, M14 Mounting Threads

Specifications



EAC Micro Male Receptacle

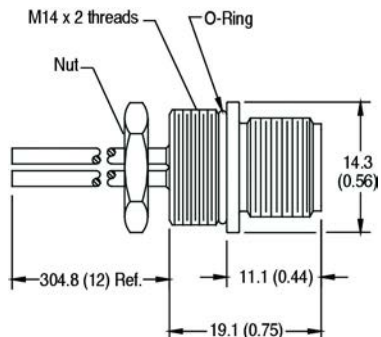
Attribute	Value
Certifications	UL Recognized and CSA Certified
Mechanical	
Receptacle shell material	Black anodized machined aluminum
Connector insert material	Nylon
Contact material	Machined brass with gold over nickel plating
Electrical	
Assembly rating	300V, 3 A
Environmental	
Enclosure type rating	IP67
Operating temperature	-20...+105 °C (-4...+221 °F)

Product Selection

No. of Pins	Assembly Rating	Color Code	Panel Mount Threads	Length [m (ft)]	Cat. No. ⁽¹⁾
4-Pin	22 AWG 300V 3 A	A	M14 x 1	0.3 (1)	888B-M3AC6-OM3
		B			888B-M4AC6-OM3

(1) The 2 at the end of the cat. no. is for 2 m cable length. Replace the 2 with 5 (5 m) or 10 (10 m) for standard cable lengths.

Approximate Dimensions [mm (in.)]



Pinout and Color Code

Color Code	Face View Pinout	
	4-Pin Male	
A	1 Brown 2 Blue	3 Not Used 4 Green/Yellow
B	1 Brown 2 Blue	3 Black 4 Green/Yellow

Pico, 24 AWG, Yellow PVC or PUR, Screw-on, LED and Non-LED



Pico Screw-On Style

Specifications

Attribute	Value
Certifications	UL Recognized and CSA Certified
Mechanical	
Coupling nut material	Nickel-plated brass
Connector material	Molded oil-resistant PUR
Contact material	Gold over nickel-plated brass
Cable type	Oil-resistant yellow PVC or PUR jacket, 24 AWG conductors, 300V, UL Recognized, CSA Certified
Cable diameter [mm (in.)]	3/c = 4.6 (0.18) 4/c = 4.6 (0.18)
Electrical	
Cable rating	PVC: UL CM AWM style 2661 VW-1 105C 300V, CSA AWM A/B I/II 105C 300V FT1; PUR: UL AWM style 20233 or 20549 80C 300V
Assembly rating	NonLED: 60V AC/75V DC, 4 A; LED: 10...30V DC, 4 A
Environmental	
Enclosure type rating	Screw-type: IP67; Snap-on type: IP65
Temperature rating	PVC and TPE models: -20...+105 °C (-4...+221 °F) PUR models: -20...+80 °C (-4...+176 °F)

Product Selection

Screw-on Cordsets

No. of Pins	Jacket Material	Assembly Rating	Color Code	LED Type	Cat. No. ⁽¹⁾				
					Straight Female	Right Angle Female	Straight Male	Right Angle Male	
3-pin	Yellow PVC	24 AWG 60V AC/ 75V DC 4 A	A	-	889P-F3AB-2	889P-R3AB-2	889P-M3AB-2	889P-E3AB-2	
	Yellow PUR				889P-F3UB-2	889P-R3UB-2	-	-	
3-pin LED	Yellow PVC	24 AWG 10...30V DC/4 A			PNP	-	889P-P3AB-2	-	-
	Yellow PUR				-	889P-P3UB-2	-	-	
	Yellow PVC			NPN	-	889P-N3AB-2	-	-	
	Yellow PUR			-	889P-N3UB-2	-	-		
4-pin	Yellow PVC	24 AWG 60V AC/ 75V DC 4 A		-	889P-F4AB-2	889P-R4AB-2	889P-M4AB-2	889P-E4AB-2	
	Yellow PUR			889P-F4UB-2	889P-R4UB-2	889P-M4UB-2	889P-E4UB-2		

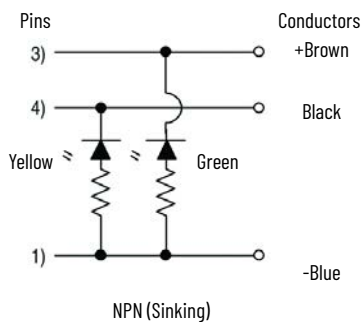
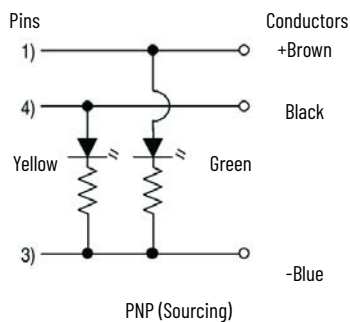
(1) The 2 at the end of the cat. no. is for 2 m cable length. Replace the 2 with 5 (5 m) or 10 (10 m) for standard cable lengths.

Screw-on Patchcords

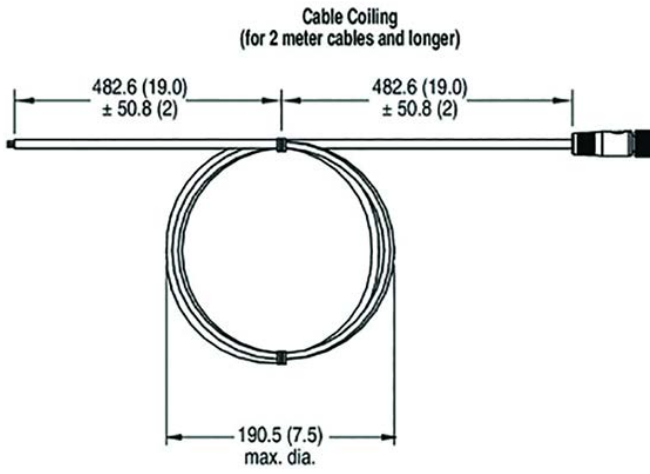
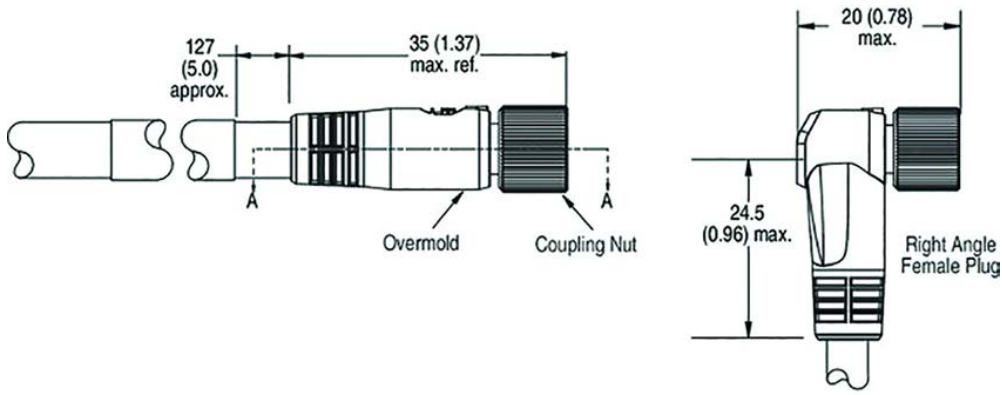
No. of Pins	Jacket Material	Assembly Rating	Color Code	Cat. No. ⁽¹⁾			
				Straight Female Straight Male	Straight Female Right Angle Male	Right Angle Female Straight Male	Right Angle Female Right Angle Male
3-pin	Yellow PVC	24 AWG 60V AC/75V DC 4 A	A	889P-F3ABPM-2	889P-F3ABPE-2	889P-R3ABPM-2	889P-R3ABPE-2
4-pin Female to 3-pin Male				889P-F3UBPM-2	-	889P-R3UBPM-2	-
				889P-F4ABP3M-2	889P-F4ABP3E-2	889P-R4ABP3M-2	889P-R4ABP3E-2
4-pin				889P-F4UBPM3-2	-	-	-
				889P-F4ABPM-2	-	-	-
				889P-F4UBPM-2	-	889P-R4UBPM-2	-

(1) The 2 at the end of the cat. no. is for 2 m cable length. Replace the 2 with 1 (1 m), 3 (3 m), 5 (5 m), or 10 (10 m) for standard lengths.

Typical Wiring Diagrams



Approximate Dimensions [mm (in.)]



Pinout and Color Code

Color Code	Face View Pinout			
	3-pin		4-pin	
	Female	Male	Female	Male
A	1 Brown 2 Blue	4 Black	1 Brown 2 White	3 Blue 4 Black

Pico QD, 24 AWG, Yellow and Black PVC, TPE, PUR Screw-on



Pico Screw-On Style

Specifications

Attribute	Value
Certifications	UL Recognized and CSA Certified
Mechanical	
Coupling nut material	Nickel-plated brass
Connector material	Molded oil-resistant PUR
Contact material	Gold over nickel-plated brass
Cable type	Oil-resistant yellow PVC or PUR jacket, 24 AWG conductors, 300V, UL Recognized, CSA Certified
Cable diameter [mm (in.)]	3/c = 4.6 (0.18) 4/c = 4.6 (0.18)
Electrical	
Cable rating	PVC: CM UL AWM style 2661 VW-1 105C 300V, CSA AWM A/B I/II 105C 300V FT1; PUR: UL AWM style 20233 or 20549 80C 300V
Assembly rating	NonLED: 60V AC/75V DC, 4 A; LED: 10...30V DC, 4 A
Environmental	
Enclosure type rating	Screw-type: IP67; Snap-on type: IP65
Temperature rating	PVC and TPE models: -20...+105 °C (-4...+221 °F) PUR models: -20...+80 °C (-4...+176 °F)

Product Selection

Screw-on Cordsets

No. of Pins	Jacket Material	Color Code	Cat. No. ⁽¹⁾			
			Straight Female	Right Angle Female	Straight Male	Right Angle Male
3-pin	Yellow PVC	A	889P-F3AB-2	889P-R3AB-2	889P-M3AB-2	889P-E3AB-2
4-pin	Yellow PVC	A	889P-F4AB-2	889P-R4AB-2	889P-M4AB-2	889P-E4AB-2

(1) The 2 at the end of the cat. no. is for 2 m cable length. Replace the 2 with 5 (5 m) or 10 (10 m) for standard cable lengths.

Change AB to:	For:
BB	Black PVC Cable
FB	Yellow PVC/Foil Shield and Drain
UB	Yellow PUR, Flex Cable
JB	Black Hallogen Free PUR
HB	Yellow TPE Flex

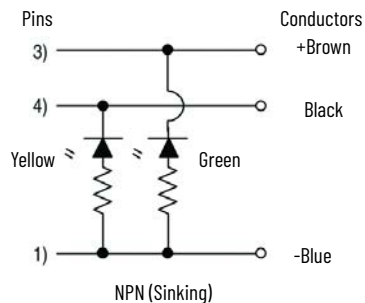
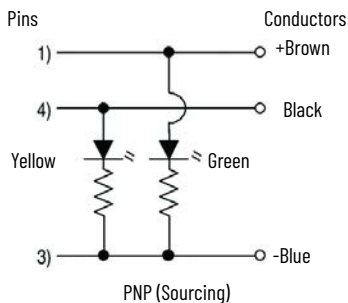
Screw-on Patchcords

No. of Pins	Jacket Material	Color Code	Cat. No. ⁽¹⁾			
			Straight Female to Straight Male	Straight Female to Right Angle Male	Right Angle Female to Straight Male	Right Angle Female to Right Angle Male
Male: Pico (3p) Female: Pico (3p)	Yellow PVC	A	889P-F3ABPM-2	889P-F3ABPE-2	889P-R3ABPM-2	889P-R3ABPE-2
Male: Pico (3p) Female: Pico (4p)			889P-F4ABP3M-2	889P-F4ABP3E-2	889P-R4ABP3M-2	889P-R4ABPE3-2
Male: Pico (3p) Female: Micro (4p)			889D-F4ABP3M-2	889D-F4ABP3E-2	889D-R4ABP3M-2	889D-R4ABP3E-2
Male: Pico (3p) Female: Micro (4p)			889D-F4ABP3M-V2	889D-F4ABP3E-2	889D-R4ABP3M-V2	889D-R4ABP3E-V2
Male: Micro (4p) Female: Pico (3p)		889P-F3ABD4M-2	889P-F3ABD4E-2	889P-R3ABD4M-2	889P-R3ABD4E-2	
Male: Pico (4p) Female: Pico (4p)		B	889P-F4ABPE-2	889P-F4ABPE-2	889P-R4ABPM-2	889P-R4ABPE-2
Male: Pico (4p) Female: Micro (4p)			889D-F4ABPM-2	889D-F4ABPE-2	889D-R4ABPM-2	889D-R4ABPE-2
Male: Micro (4p) Female: Pico (4p)			889P-F4ABDM-2	889P-F4ABDE-2	889P-R4ABDM-2	889P-R4ABDE-2
Male: Micro (4p) Female: Pico (4p)			889P-F4ABDE-V2	889P-F4ABDE-V2	889P-R4ABDM-V2	889P-R4ABDE-V2

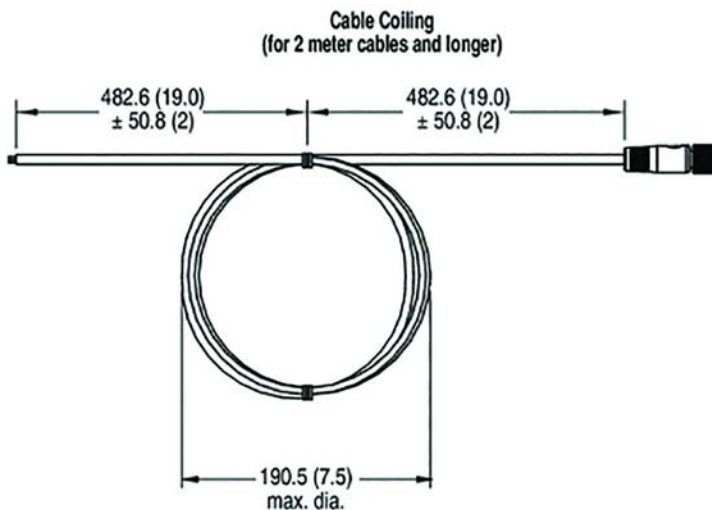
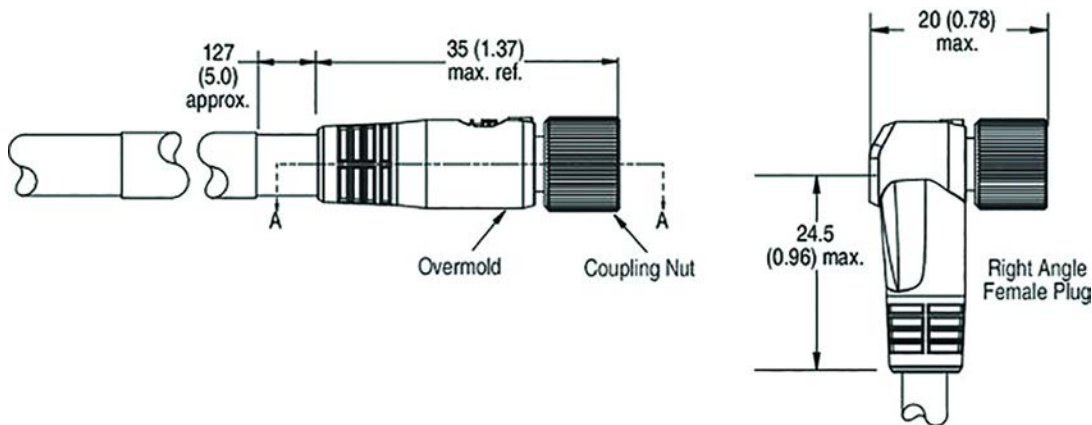
(1) The 2 at the end of the cat. no. is for 2 m cable length. Replace the 2 with 5 (5 m) or 10 (10 m) for standard cable lengths.

Change AB to:	For:
BB	Black PVC Cable
UB	Yellow PUR, Flex Cable
JB	Black Hallogen Free PUR
HB	Yellow TPE Flex

Typical Wiring Diagrams



Approximate Dimensions [mm (in.)]



Pinout and Color Code

Color Code	Face View Pinout			
	3-pin		4-pin	
A	1 Brown 2 NA	3 Blue 4 Black	—	—
B	—	—	1 Brown 2 White	3 Blue 4 Black

Pico QD 24 AWG, Yellow and Black PUR, PVC, TPE Snap-on



Pico Snap-on Style

Specifications

Attribute	Value
Certifications	UL Recognized and CSA Certified
Mechanical	
Coupling nut material	Nickel-plated brass
Connector material	Molded oil-resistant PUR
Contact material	Gold over nickel-plated brass
Cable type	Oil-resistant yellow PVC or PUR jacket, 24 AWG conductors, 300V, UL Recognized, CSA Certified
Cable diameter [mm (in.)]	3/c = 4.6 (0.18) 4/c = 4.6 (0.18)
Electrical	
Cable rating	PVC: UL CM AWM style 2661 VW-1 105C 300V, CSA AWM A/B I/II 105C 300V FT1; PUR: UL AWM style 20233 or 20549 80C 300V
Assembly rating	Non-LED: 60V AC/75V DC, 4 A; LED: 10...30V DC, 4 A
Environmental	
Enclosure type rating	Screw-type: IP67; Snap-on type: IP65
Temperature rating	PVC and TPE models: -20...+105 °C (-4...+221 °F) PUR models: -20...+80 °C (-4...+176 °F)

Product Selection

Cordsets

No. of Pins	Jacket Material	Assembly Rating	Color Code	LED Type	Cat. No. ⁽¹⁾	
					Straight Female	Right Angle Female
3-pin	Yellow PVC	24 AWG 60V AC/75V DC 4 A	A	-	889P-S3AB-2	889P-Z3AB-2
	Yellow PUR				889P-S3UB-2	889P-Z3UB-2
3-pin LED	Yellow PVC	24 AWG 10...30V DC 4 A		PNP	-	889P-W3AB-2
	Yellow PUR				-	889P-W3UB-2
	Yellow PVC			NPN	-	889P-Y3AB-2
	Yellow PUR				-	889P-Y3UB-2
4-Pin	Yellow PVC	24 AWG 60V AC/75V DC 4 A		-	889P-S4AB-2	889P-Z4AB-2
	Yellow PUR				889P-S4UB-2	889P-Z4UB-2

(1) The 2 at the end of the cat. no. is for 2 m cable length. Replace the 2 with 5 (5 m) or 10 (10 m) for standard cable lengths.

Change AB to:	For:
BB	Black PVC Cable
FB	Yellow PVC/Foil Shield and Drain
UB	Yellow PUR, Flex Cable
JB	Black Hallogen Free PUR
HB	Yellow TPE Flex

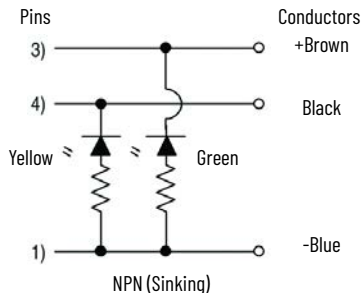
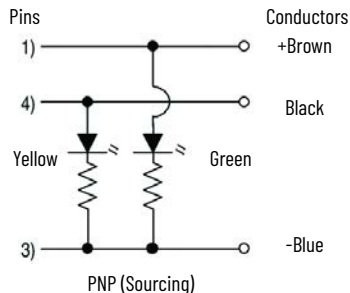
Patchcords

No. of Pins	Jacket Material	Color Code	Cat. No. ⁽¹⁾			
			Straight Female to Straight Male	Straight Female to Right Angle Male	Right Angle Female to Straight Male	Right Angle Female to Right Angle Male
Male: Pico (3p) Female: Pico (3p)	Yellow PVC	A	889P-S3ABPG-2	889P-S3ABPH-2	889P-Z3ABPG-2	889P-Z3ABPH-2
Male: Pico (3p) Female: Pico (4p)	Yellow PVC	A	889P-S4ABP3G-2	889P-S4ABP3H-2	889P-Z4ABP3G-2	889P-Z4ABP3H-2
Male: Pico (4p) Female: Pico (4p)	Yellow PVC	A	889P-S4ABPG-2	889P-S4ABPH-2	889P-Z4ABPG-2	889P-Z4ABPH-2

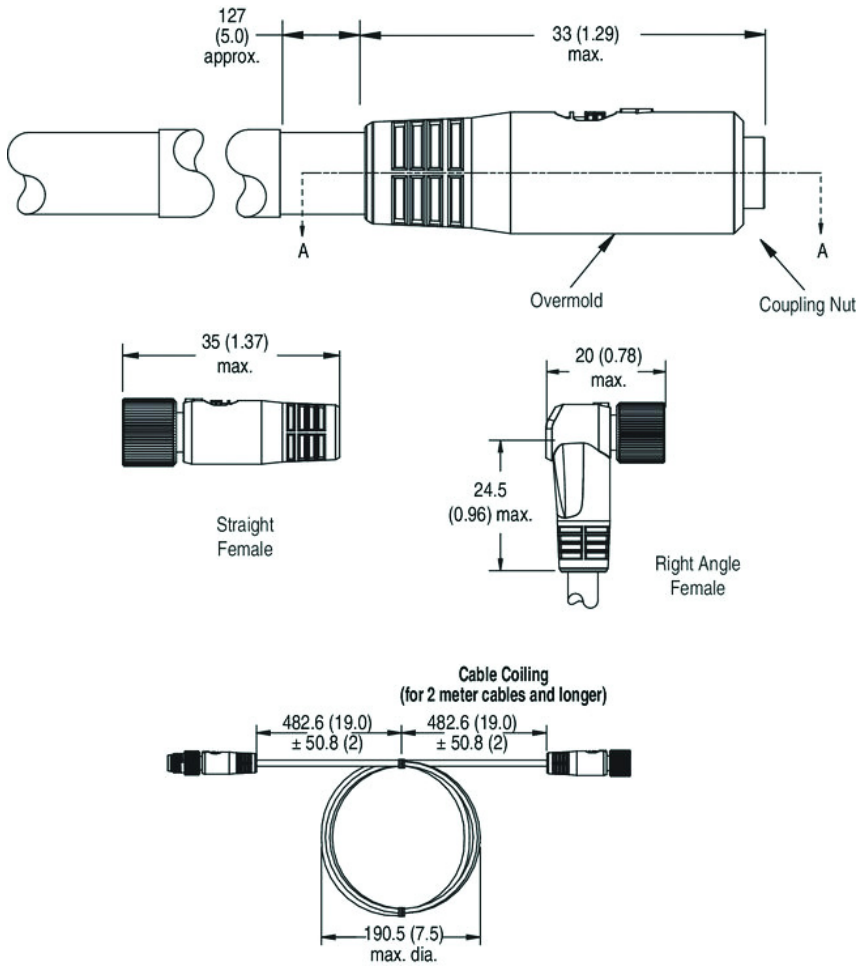
(1) The 2 at the end of the cat. no. is for 2 m cable length. Replace the 2 with 5 (5 m) or 10 (10 m) for standard cable lengths.

Change AB to:	For:
BB	Black PVC Cable
UB	Yellow PUR, Flex Cable
JB	Black Hallogen Free PUR
HB	Yellow TPE Flex

Typical Wiring Diagrams



Approximate Dimensions [mm (in.)]



Pinout and Color Code

Color Code	Face View Pinout			
	3-pin		4-pin	
	Female	Male	Female	Male
A	1 Brown 2 Blue	4 Black	1 Brown 2 White	3 Blue 4 Black

Pico QD 24 AWG, Pico LED and Pico to Micro LED, PUR, PVC, TPE



Pico Screw-on Style

Specifications

Attribute	Value
Certifications	UL Recognized and CSA Certified
Mechanical	
Coupling nut material	Nickel-plated brass
Connector material	Molded, oil-resistant, PUR
Contact material	Gold-plated brass
Cable type	Oil-, water-, and UV-resistant, 24 AWG conductors, 300V, 4 A, AWM
Cable diameter [mm (in.)]	3/c = 4.6 (0.18) 4/c = 4.6 (0.18)
Electrical	
Cable rating	PVC: UL CM AWM style 2661 VW-1 105 °C 300V, CSA AWM A/B I/II 105 °C 300V FT1 PUR: UL AWM style 20233, 21198 or 10493 80 °C 300V FT2 TPE: UL AWM style 20327 VW-1 105 °C 300V FT1
Assembly rating	NonLED: 60V AC/75V DC, 4 A LED: 10...30V DC, 4 A
Environmental	
Enclosure type rating	Screw-type: IP67 Snap-on type: IP65
Temperature rating	PVC and TPE models: -20...+105 °C (-4...+221 °F) PUR models: -20...+80 °C (-4...+176 °F)

Product Selection

Screw-on Cordsets

No. of Pins	Jacket Material	Color Code	LED Type	Cat. No. ⁽¹⁾	
				Straight Female	Right Angle Female
3-pin	Yellow PVC	A	PNP	889P-B3AB-2	889P-P3AB-2
			NPN	889P-A3AB-2	889P-N3AB-2

(1) The 2 at the end of the cat. no. is for 2 m cable length. Replace the 2 with 5 (5 m) or 10 (10 m) for standard cable lengths.

Change AB to:	For:
BB	Black PVC Cable
FB	Yellow PVC, Shielded Cable
UB	Yellow PUR Cable
JB	Black PUR Cable
HB	TPE/ToughLink Cable

Screw-On Patchcords

Female Connector	Male Connector	Jacket Material	Color Code	Output	Cat. No. ⁽¹⁾			
					Straight Female to Straight Male	Straight Female to Right Angle Male	Right Angle Female to Straight Male	Right Angle Female to Right Angle Male
3-pin Pico	3-pin Pico	Yellow PVC	A	PNP	889P-B3ABPM-2	889P-B3ABPE-2	889P-P3ABPM-2	889P-P3ABPE-2
				NPN	889P-A3ABPM-2	889P-A3ABPE-2	889P-N3ABPM-2	889P-N3ABPE-2
	4-pin Micro			PNP	889P-B3ABD4M-2	889P-B3ABD4E-2	889P-P3ABD4M-2	889P-P3ABD4E-2
				NPN	889P-A3ABD4M-2	889P-A3ABD4E-2	889P-A3ABD4M-2	889P-N3ABD4E-2
	5-pin Micro	Yellow PVC, Shielded		PNP	889P-B3FBD5M-J2	889P-B3FBD5E-J2	889P-P3FBD5M-J2	889P-P3FBD5E-J2
				NPN	889P-A3FBD5M-J2	889P-A3FBD5E-J2	889P-N3FBD5M-J2	889P-N3FBD5E-J2

(1) The 2 at the end of the cat. no. is for 2 m cable length. Replace the 2 with 5 (5 m) or 10 (10 m) for standard cable lengths.

Change AB to:	For:
BB	Black PVC Cable
UB	Yellow PUR, Flex Cable
JB	Black PUR Cable
HB	Yellow TPE/ToughLink Cable

Snap-On Cordsets

No. of Pins	Jacket Material	Color Code	LED Type	Cat. No. ⁽¹⁾	
				Straight Female	Right Angle Female
3-pin	Yellow PUR	A	PNP	889P-K3UB-2	889P-W3UB-2
			NPN	889P-J3UB-2	889P-Y3UB-2
	Black PUR		PNP	889P-K3JB-2	889P-W3JB-2
			NPN	889P-J3JB-2	889P-Y3JB-2

(1) The 2 at the end of the cat. no. is for 2 m cable length. Replace the 2 with 5 (5 m) or 10 (10 m) for standard cable lengths.

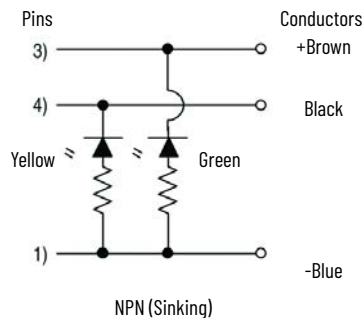
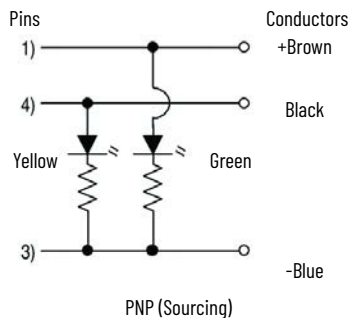
Snap-on Patchcords

Female Connector	Male Connector	Jacket Material	Color Code	Output	Cat. No. ^{(1) (2)}			
					Straight Female to Straight Male	Straight Female to Right Angle Male	Right Angle Female to Straight Male	Right Angle Female to Right Angle Male
3-pin Pico	4-pin Micro	Yellow PUR	A	PNP	889P-K3UBPM-2	889P-K3UBPE-2	889P-W3UBPM-2	889P-W3UBPE-2
				NPN	889P-J3UBPM-2	889P-J3UBPE-2	889P-Y3UBPM-2	889P-Y3UBPE-2
				PNP	889P-K3UBD4M-2	889P-K3UBD4E-2	889P-W3UBD4M-2	889P-W3UBD4E-2
				NPN	889P-Y3UBD4M-2	889P-J3UBD4E-2	889P-Y3UBD4M-2	889P-Y3UBD4E-2
		Black PUR		PNP	889P-K3JBPM-2	889P-K3JBPE-2	889P-W3JBPM-2	889P-W3JBPE-2
				NPN	889P-J3JBPM-2	889P-J3JBPE-2	889P-Y3JBPM-2	889P-Y3JBPE-2
				PNP	889P-K3JBD4M-2	889P-K3JBD4E-2	889P-W3JBD4M-2	889P-W3JBD4E-2
				NPN	889P-J3JBD4M-2	889P-J3JBD4E-2	889P-Y3JBD4M-2	889P-Y3JBD4E-2

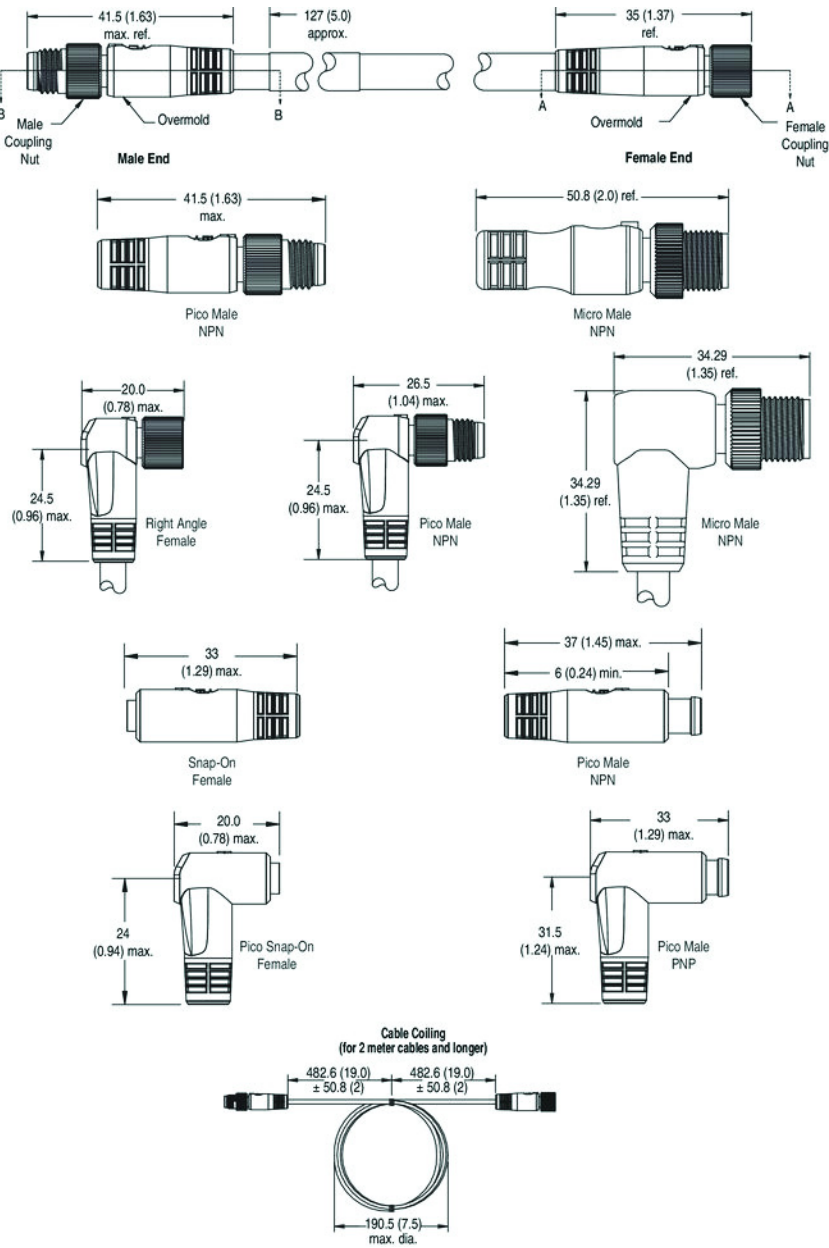
(1) The 2 at the end of the cat. no. is for 2 m cable length. Replace the 2 with 5 (5 m) or 10 (10 m) for standard cable lengths.

(2) Stainless steel models are available by adding 5 to the cat. no., for example, 889P5-P#ABDM-2.
 Nickel-plated brass models are available by adding N to the cat. no., for example, 889PN-P3ABDM-2.

Typical Wiring Diagrams



Approximate Dimensions [mm (in.)]



Pinout and Color Code

Color Code	Face View Pinout			
	3-pin		4-pin	
	Female	Male	Female	Male
A	1 Brown 2 Blue	4 Black	1 Brown 2 White	3 Blue 4 Black

Patchcords, 24 AWG, Pico to DC Micro, PVC



DC Micro to Pico Patchcord

Specifications

Attribute	Value
Certifications	UL Recognized and CSA Certified
Mechanical	
Coupling nut material	DC Micro: Black epoxy-coated zinc; Pico: Nickel-plated brass
Connector material	DC Micro: Molded oil-resistant PUR; Pico: Molded oil-resistant TPE
Contact material	Gold over nickel-plated brass
Cable type	Oil-resistant yellow PVC jacket, 24 AWG conductors, 300V, UL Recognized and CSA Certified
Cable diameter [mm (in.)]	3/c = 4.6 (0.18) 4/c = 4.6 (0.18)
Electrical	
Cable rating	UL CM AWM style 2661 VW-1 105C 300V, CSA AWM A/B I/II 105C 300V FT1
Assembly rating	60V AC/75V DC, 4 A
Environmental	
Enclosure type rating	Screw-type: IP67; Snap-on type: IP65
Temperature rating	PVC and TPE models: -20...+105 °C (-4...+221 °F) PUR models: -20...+80 °C (-4...+176 °F)

Product Selection

Snap-on Female, Screw-on Male Patchcords

Style: Female to Male	Pinout	Cat. No. ⁽¹⁾			
		Straight Female	Right Angle Female	Straight Male	Right Angle Male
Male: Pico (3p) Female: Pico (3p)	A	889P-S3ABPM-2	889P-S3ABPE-2	889P-Z3ABPM-2	889P-Z3ABPE-2
Male: Pico (3p) Female: Pico (4p)	A	889P-S4ABP3M-2	889P-S4ABP3E-2	889P-Z4ABP3M-2	889P-Z4ABP3E-2
Male: Micro (4p) Female: Pico (3p)	A	889P-S3ABD4M-2	889P-S3ABD4E-2	889P-Z3ABD4M-2	889P-Z3ABD4E-2
Male: Pico (4p) Female: Pico (4p)	B	889P-S4ABPM-2	889P-S4ABPE-2	889P-Z4ABPM-2	889P-Z4ABPE-2
Male: Micro (4p) Female: Pico (4p)	B	889P-S4ABDM-2	889P-S4ABDE-2	889P-Z4ABDM-2	889P-Z4ABDE-2
Male: Micro (4p) Female: Pico (4p)	B	889P-S4ABDM-V2	889P-S4ABDE-V2	889P-Z4ABDM-V2	889P-Z4ABDE-V2

(1) The 2 at the end of the cat. no. is for 2 m cable length. Replace the 2 with 1 (1 m), 5 (5 m), or 10 (10 m) for standard lengths.

Change AB to:	For:
AB	Yellow PVC Cable
BB	Black PVC Cable
UB	Yellow PUR, Flex Cable
JB	Black Halogen Free PUR Cable
HB	Yellow TPE Flex Cable


Screw-On Patchcords

Style: Female to Male	Pinout	Cat. No. ⁽¹⁾			
		Straight Female Straight Male	Straight Female Right Angle Male	Right Angle Female Straight Male	Right Angle Female Right Angle Male
3-pin Pico to 4-Pin Micro	A	889P-F3ABD4M-2	889P-F3ABD4E-2	889P-R3ABD4M-2	889P-R3ABD4E-2
4-Pin Pico to 4-Pin Micro	B	889P-F4ABDM-2	889P-F4ABDE-2	—	—
4-Pin Micro to 3-pin Pico	C	889D-F4ABP3M-2	889D-F4ABP3E-2	889D-R4ABP3M-2	889D-R4ABP3E-2
Male: Pico (3p) Female: Pico (3p)	A	889P-F3ABPG-2	889P-F3ABPH-2	889P-R3ABPG-2	889P-R3ABPH-2
Male: Pico (3p) Female: Pico (4p)	B	889P-F4ABP3G-2	889P-F4ABP3H-2	889P-R4ABP3G-2	889P-R4ABP3H-2
Male: Micro (4p) Female: Pico (3p)	C	889D-F4ABP3G-2	889D-F4ABP3H-2	889D-R4ABP3G-2	889D-R4ABP3H-2
Male: Pico (3p) Female: Pico (4p)	A	889P-F4ABP3G-2	889D-F4ABP3H-V2	889D-R4ABP3G-V2	889D-R4ABP3H-V2
Male: Micro (4p) Female: Pico (4p)	B	889P-F4ABPG-2	889P-F4ABPH-2	889P-R4ABPG-2	889P-R4ABPH-2
Male: Micro (4p) Female: Pico (4p)	C	889D-F4ABPG-2	889D-F4ABPH-2	889D-R4ABPG-2	889D-R4ABPH-2

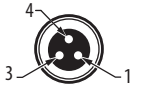
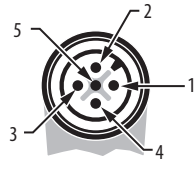
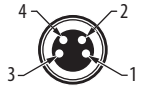
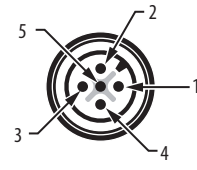
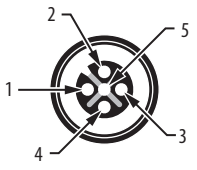
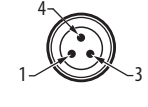
(1) The 2 at the end of the cat. no. is for 2 m cable length. Replace the 2 with 1 (1 m), 5 (5 m), or 10 (10 m) for standard lengths.

Change AB to:	For:
AB	Yellow PVC Cable
BB	Black PVC Cable
UB	Yellow PUR, Flex Cable
JB	Black Halogen Free PUR Cable
HB	Yellow TPE Flex Cable

Typical Wiring Diagrams



Pinout

		Face View Pinout					
		A		B		C	
Pinout							
	Female	Male	Female	Male	Female	Male	
		3-pin Pico Female to 4-pin DC Micro Male		4-pin Pico Female to 4-pin DC Micro Male		4-pin DC Micro Female to 3-pin Pico Male	

V-cables, 24 AWG, Pico to DC Micro, PVC or PUR, LED and Non-LED



Pico V-cables

Specifications

Attribute	Value
Certifications	UL Recognized and CSA Certified
Mechanical	
Coupling nut material	Nickel-plated brass (Pico); Epoxy-coated zinc (DC Micro)
Connector material	Molded TPE
Contact material	Gold over nickel-plated brass
Cable type	Oil-resistant yellow PVC jacket, 24 AWG conductors, 300V, UL Recognized, CSA Certified
Bend radius	10 x diameter
Cable diameter [mm (in.)]	3/c = 4.3 (0.17) 4/c = 4.6 (0.18)
Electrical	
Cable rating	UL CM AWM style 2661 VW-1 105C 300V, CSA AWM A/B I/II 105C 300V FT1
Assembly rating	NonLED: 60V AC/75V DC, 4 A; LED: 10...30V DC, 4 A
Environmental	
Enclosure type rating	IP67
Temperature rating	PVC models: -20...+105 °C (-4...+221 °F) PUR models: -20...+80 °C (-4...+176 °F)

Pinout

Pinout	Face View Pinout					
	A		B		C	
	Female	Female	Male	Female	Female	Male
	3-pin Pico Female to 4-pin DC Micro Male			4-pin Pico Female to 4-pin DC Micro Male		

Product Selection

Screw-On V-Cables

Female Connector	Jacket Material	Male Connector	LED Type	Pinout	Cat. No. ⁽¹⁾	
					Straight Female Connector	Right Angle Female Connector
3-pin Pico	Yellow PVC	4-Pin DC Micro	—	A	879P-F3ABD4M-2	879P-R3ABD4M-2
	PUR		—		879P-F3UBD4M-2	879P-R3UBD4M-2
4-pin Pico	Yellow PVC		—	B	879P-F4ABDM-2	—
3-pin Pico LED	PVC		PNP	A	—	879P-P3ABD4M-2
	PVC		NPN		—	879P-N3ABD4M-2
	PUR		PNP		—	879P-P3UBD4M-2
	PUR	NPN	—		879P-N3UBD4M-2	

(1) The 2 at the end of the cat. no. is for 2 m cable length. Replace the 2 with 0M3 (0.3 m), 1 (1 m), 5 (5 m), or 10 (10 m) for standard lengths.

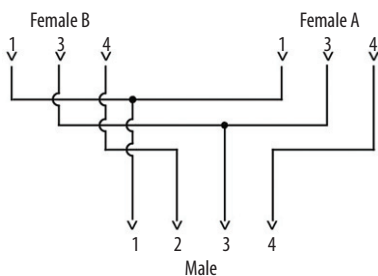
Snap-On Female, Screw-On Male V-Cables

No. of Pins	Wire Size [AWG]	Jacket Material	LED Type	Cat. No. ⁽¹⁾
3-pin	24	Yellow PVC	—	879P-S3UBD4M-2
			—	879P-Z3UBD4M-2
			PNP	879P-K3UBD4M-2
			PNP	879P-W3UBD4M-2
			NPN	879P-J3UBD4M-2
			NPN	879P-Y3UBD4M-2
4-pin	24	Yellow PVC	—	879P-S4UBDM-2
			—	879P-Z4UBDM-2

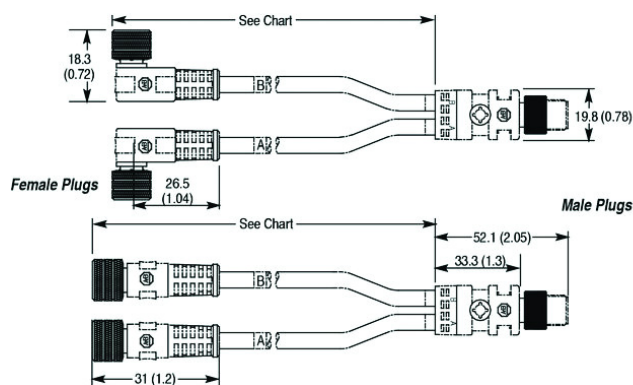
(1) The 2 at the end of the cat. no. is for 2 m cable length. Replace the 2 with 0M3 (0.3 m), 1 (1 m), 5 (5 m), or 10 (10 m) for standard lengths.

Change UB to:	For:
JB	24 AWG Black Halogen Free PUR Cable

Typical Wiring Diagrams



Approximate Dimensions [mm (in.)]



Splitters, Pico Style Pico to Pico, DC Micro to Pico



Splitter

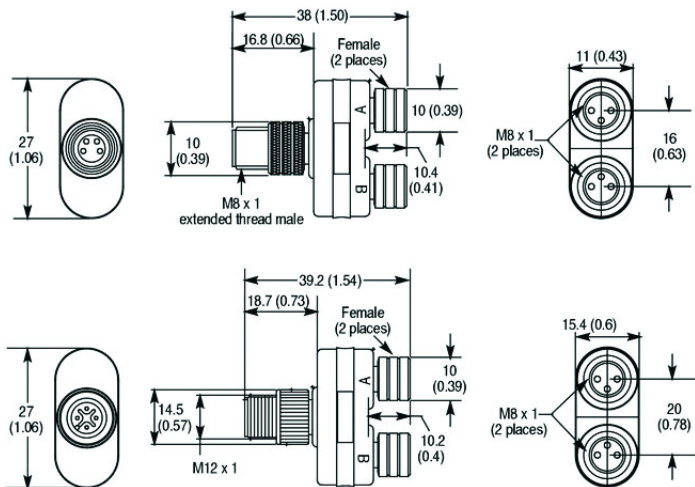
Specifications

Attribute	Value
Certifications	UL Recognized and CSA Certified
Mechanical	
Material	Black PUR
Connector insert material	PUR
Receptacle shell material	Nickel-plated brass
Contact material	Gold-plated palladium/nickel
O-Ring Material	Viton [®]
Electrical	
Assembly rating	60V AC/75V DC, 4 A
Environmental	
Enclosure type rating	IP67; NEMA 6P
Operating temperature	-0...+85 °C (-32...+185 °F)

Product Selection

Connector Style	Wiring Diagram	Assembly Rating	Pinout	Cat. No.
Standard Wiring Pico to Pico		60V AC/75V DC, 4 A	A	898P-32YY-PM4
Standard Wiring Pico to DC Micro			B	898P-32YY-DM4

Approximate Dimensions [mm (in.)]



Pinout

Pinout	Face View Pinout					
	A		B		C	
	Female	Female	Male	Female	Female	Male
	3-pin Pico Female to 4-pin Pico Male			3-pin Pico Female to 4-pin DC Micro Male		

Receptacles, Pico Style 24 AWG, M8 Mounting Threads

Specifications



Pico Receptacles

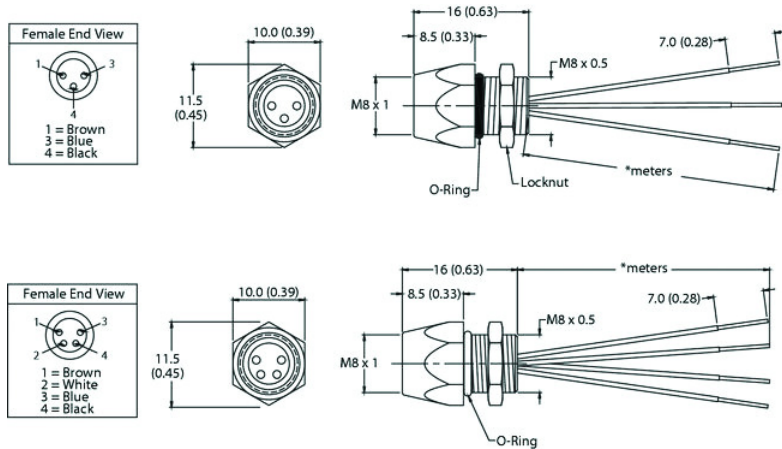
Attribute	Value
Certifications	UL Recognized and CSA Certified
Mechanical	
Receptacle shell material	Nickel-plated brass
Connector insert material	Nylon
Contact material	Gold over nickel-plated brass
Electrical	
Assembly rating	125V AC/DC, 4.0 A
Environmental	
Enclosure type rating	NEMA 1, 3, 4, 6P and IEC IP67, IP68, IP69K
Operating temperature	-40...+105 °C (-22...+221 °F)
O-Ring Material	Nitrile rubber or Viton®

Product Selection

No. of Pins	Assembly Rating	Color Code	Panel Mount Threads	Cat. No. ⁽¹⁾	
				Female	Male
3-pin	125V AC/DC, 4.0 A	A	M8 x 0.5	888P-F3AB4-1	888P-M3AB4-1
4-pin				888P-F4AB4-1	888P-M4AB4-1

(1) The 1 at the end of the cat. no. is for 1 m cable length. Replace the 1 with OM3 (0.3 m) for standard lengths.

Approximate Dimensions [mm (in.)]



Pinout and Color Code

Color Code	Face View Pinout			
	3-pin		4-pin	
	Female	Male	Female	Male
A	1 Brown 3 Blue	4 Black	1 Brown 2 White	3 Blue 4 Black

Terminal Chambers, Pico Style



3-pin Pico Female

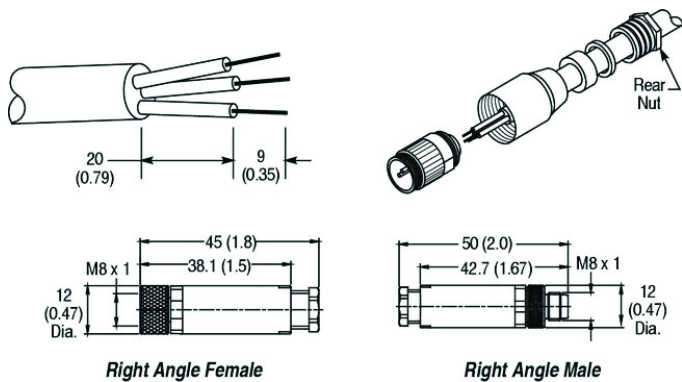
Specifications

Attribute	Value
Certifications	UL Recognized and CSA Certified
Mechanical	
Coupling nut material	Nickel-plated brass
Connector shell material	PBT
Contact material	Gold-plated palladium nickel
Cable type	20 AWG (0.5 mm ²) max
Electrical	
Assembly rating	3- or 4-pin: 60V, 4 A
Environmental	
Enclosure type rating	IP67
Operating temperature	-40...+88 °C (-40...+185 °F)

Product Selection

No. of Pins	Cable Jacket Diameter [mm (in.)]	Assembly Rating	Rear Nut Thread Size	Cat. No.	
				Straight Female	Straight Male
3-pin	3.5...5.0 (0.14...0.20)	60V, 4 A	PG 7	871A-TS3-P	871A-TS3-PM
4-Pin				871A-TS4-P	871A-TS4-PM

Approximate Dimensions



Pinout and Color Code

Color Code	Face View Pinout			
	3-pin		4-pin	
	Female	Male	Female	Male
A	1 Brown 3 Blue	4 Black	1 Brown 2 White	3 Blue 4 Black

Field Attachable, Pico Style Insulated Displacement Connector



Pico Style Male

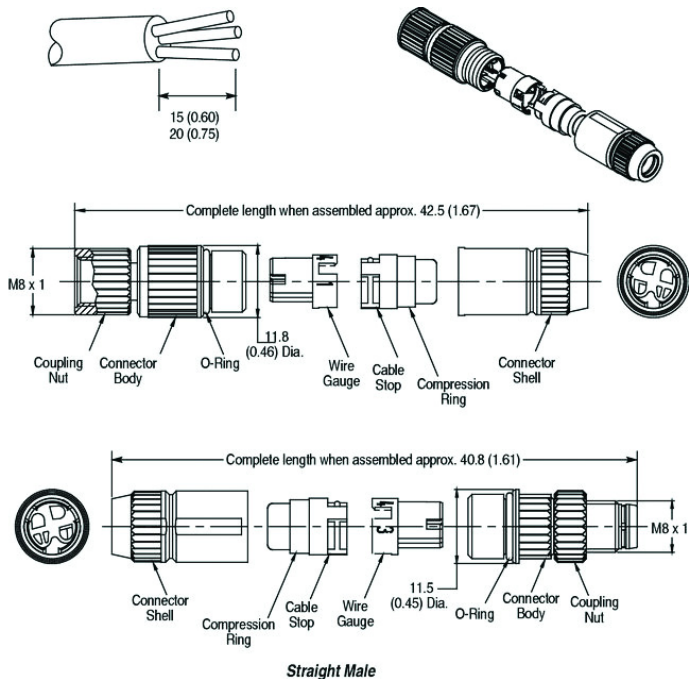
Specifications

Attribute	Value
Mechanical	
Coupling nut material	Nickel-plated brass
Connector shell material	Nickel-plated brass
Connector material	Hytrel Htr 8068
Field contact material	Gold-plated palladium nickel
IDC installations, max	10
Cable diameter	1.0...1.6 mm (0.04...0.063 in.)
Wire size	22...26 AWG (min individual strand size = 38 AWG)
Environmental	
Enclosure type rating	IP67; NEMA 6P
Operating temperature	-25...+85 °C (-13...+185 °F)
Installation temperature	-5...+50 °C (23...122 °F)

Product Selection

Connector Style	Cable Jacket Diameter [mm (in.)]	Assembly Rating	Cat. No.	
			Female	Male
Straight	4.0...5.1 (0.16...0.20)	22V 3 A	889P-F3DC-H	889P-M3DC-H
			889P-F4DC-H	889P-M4DC-H

Approximate Dimensions [mm (in.)]



Pinout and Color Code

Color Code	Face View Pinout			
	3-pin		4-pin	
	Female	Male	Female	Male
A	1 Brown 3 Blue	4 Black	1 Brown 2 White	3 Blue 4 Black

Cordsets and Patchcords, M23 QD Style, 18 or 18/22 AWG, Black or Yellow PVC



12-pin M23 Cordset

Specifications

Attribute	Value
Certifications	UL Recognized and CSA Certified
Mechanical	
Coupling nut material	Nickel-plated brass
Connector material	Molded oil-resistant PUR
Contact material	Gold over nickel-plated brass
Cable type	9- and 12-conductor cables: oil-resistant PVC, yellow, PLTC, 300V, UL/CSA, 18 AWG 11-conductor cable: oil-resistant PUR, black, ITC/PLTC, 300V, UL/CSA (3) 18 AWG, (8) 22 AWG 19-conductor cable: oil-resistant PUR, black, ITC/PLTC, 300V, UL/CSA (3) 18 AWG, (16) 22 AWG
Bend radius	10x diameter
Electrical	
Cable rating	300V
Assembly rating	9- and 12-pin: 6 A 11- and 19-conductor: 18 AWG-8 A, 22 AWG-2 A
Environmental	
Enclosure type rating	IP67, IP68
Temperature rating	-20...+105 °C (-4...+221 °F)

Product Selection

Cordsets

No. of Conductors	Cable Material	Color Code	Connector Type	Cable Diameter [mm (in.)]	Cat. No. ⁽¹⁾					
					Straight Female	Right Angle Female	Straight Male	Right Angle Male	Straight Male	Right Angle Male
					(Internal Threads)		w/Internal Threads		w/External Threads	
9	PVC	A	12-pin	10.1(0.40)	889M-FX9AE-2	889M-RX9AE-2	889M-UX9AE-2	889M-VX9AE-2	889M-MX9AE-2	889M-EX9AE-2
11	PUR	B	12-pin	10.1(0.40)	889M-F11RM-2	889M-R11RM-2	889M-U11RM-2	889M-V11RM-2	889M-M11RM-2	889M-E11RM-2
12	PVC	C	12-pin	10.8(0.43)	889M-F12AH-2	889M-R12AH-2	889M-U12AH-2	889M-V12AH-2	889M-M12AH-2	889M-E12AH-2
19	PUR	A	19-pin	12.1(0.48)	889M-F19RM-2	889M-R19RM-2	889M-U19RM-2	889M-V19RM-2	889M-M19RM-2	889M-E19RM-2

(1) The 2 at the end of the cat. no. is for 2 m cable length. Replace the 2 with 5 (5 m) or 10 (10 m) for standard cable lengths.

Patchcords with Internal Threads

No. of Conductors	Cable Material	Connector Type	Cable Diameter [mm (in.)]	Cat. No. ⁽¹⁾			
				Straight Female Straight Male	Straight Female Right Angle Male	Right Angle Female Straight Male	Right Angle Female Right Angle Male
				w/Internal Threads			
9	PVC	12-pin	10.1(0.40)	889M-FX9AEMU-2	889M-FX9AEMV-2	889M-RX9AEMV-2	889M-RX9AEMV-2
11	PUR	12-pin	10.1(0.40)	889M-F11RMMU-2	889M-F11RMMV-2	889M-R11RMMU-2	889M-R11RMMV-2
12	PVC	12-pin	10.8(0.43)	889M-F12AHMU-2	889M-F12AHMV-2	889M-R12AHMU-2	889M-R12AHMV-2
19	PUR	12-pin	12.1(0.48)	889M-F19RMMU-2	889M-F19RMMV-2	889M-R19RMMU-2	889M-R19RMMV-2

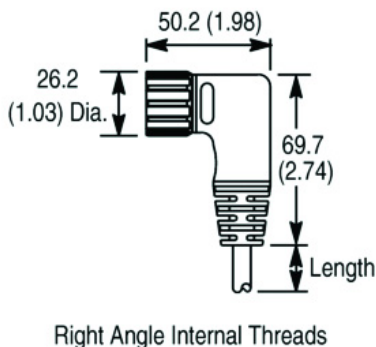
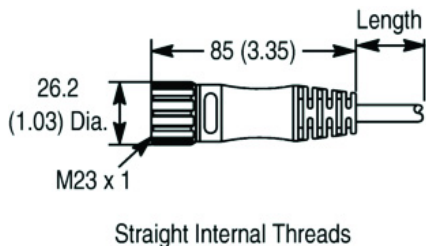
(1) The 2 at the end of the cat. no. is for 2 m cable length. For Cat. No. 889M-F12AHMU only, replace the 2 with OM3 (0.3 m), OM6 (0.6 m), 1 (1 m), or 3 (3 m) for standard cable lengths. For all other cat. nos., replace the 2 with OM3 (0.3 m), 1 (1 m), 5 (5 m) or 10 (10 m) for standard cable lengths.

Patchcords with External Threads

No. of Conductors	Cable Material	Connector Type	Cable Diameter [mm (in.)]	Cat. No. ⁽¹⁾			
				Straight Female Straight Male	Straight Female Right Angle Male	Right Angle Female Straight Male	Right Angle Female Right Angle Male
				w/External Threads			
9	PVC	12-pin	10.1(0.40)	889M-FX9AEMM-2	889M-FX9AEME-2	889M-RX9AEME-2	889M-RX9AEME-2
11	PUR	12-pin	10.1(0.40)	889M-F11RMMM-2	889M-F11RMME-2	889M-R11RMMM-2	889M-R11RMME-2
12	PVC	12-pin	10.8(0.43)	889M-F12AHMM-2	889M-F12AHME-2	889M-R12AHMM-2	889M-R12AHME-2
19	PUR	19-pin	12.1(0.48)	889M-F19RMMM-2	889M-F19RMME-2	889M-R19RMMM-2	889M-R19RMME-2

(1) The 2 at the end of the cat. no. is for 2 m cable length. For Cat. No. 889M-F12AHMU only, replace the 2 with OM3 (0.3 m), OM6 (0.6 m), 1 (1 m), or 3 (3 m) for standard cable lengths. For all other cat. nos., replace the 2 with OM3 (0.3 m), 1 (1 m), 5 (5 m) or 10 (10 m) for standard cable lengths.

Approximate Dimensions [mm (in.)]



Pinout and Color Code

Color Code	Face View Pinout					
	12-pin			19-pin		
	Female		Male	Female		Male
A	9-Conductor					
	1 Brown 2 NA 3 Blue 4 White	5 NA 6 Green 7 Yellow 8 Gray	9 Pink 10 Red 11 NA 12 Green/Yellow	1 Violet 2 Red 3 Gray 4 Red/Blue 5 Green/Black ⁽¹⁾ 6 Blue ⁽¹⁾	7 Gray/Pink 8 White/Green 9 White/Yellow 10 White/Gray 11 Black 12 Green/Yellow	13 Yellow/Brown 14 Brown/Green 15 White 16 Yellow 17 Pink 18 Gray/Brown 19 Brown ⁽¹⁾
B	11-Conductor (pins 9/10 jumpered)			—		
	1 White 2 Green 3 Yellow 4 Gray	5 Pink 6 Red 7 Black 8 Violet	9 Blue ⁽¹⁾ 10 Blue 11 Brown ⁽¹⁾ 12 Green/Yellow ⁽¹⁾			
C	12-Conductor			—		
	1 Brown 2 Blue 3 Gray 4 Pink	5 Red 6 Yellow 7 White 8 Red/Blue	9 Black 10 Violet 11 Gray/Pink 12 Green/Yellow			

(1) 18 AWG

Receptacles, M23 Style, 18 or 18/22 AWG, M20 Mounting Threads



12-pin Male M23 Receptacle

Specifications

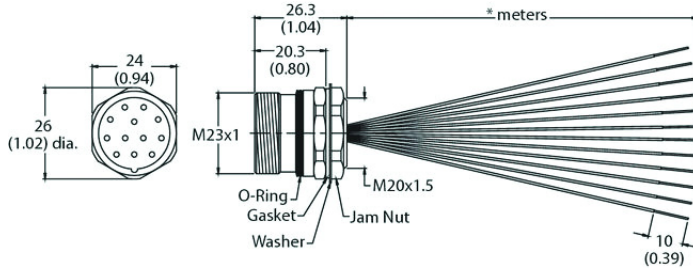
Attribute	Value
Mechanical	
Receptacle shell material	Nickel-plated brass
Connector insert material	Nylon or PBT/Gray
Contact material	Machined brass with gold over nickel plating
Cable type	Oil-resistant PVC, 18 AWG stranded copper, 300V, UL Recognized and CSA Certified
Electrical	
Assembly rating	9-, 11-, 12-pin: 300V, 6 A 19-pin: 63V, 12 A
Environmental	
Enclosure type rating	IP67, NEMA 6P, 1200 psi (8270 kPa) washdown
Operating temperature	-20...+105 °C (-4...+221 °F)

Product Selection

No. of Pins	Color Code	Wire Size	Cat. No. ⁽¹⁾	
			Female	Male
9-Pin	A	18 AWG	888M-F12X9AE-1	888M-M12X9AE-1
11-Pin	B	3/18 and 8/22 AWG	888M-F11AE-1	888M-M11AE-1
12-Pin	C	18 AWG	888M-F12AE-1	888M-M12AE-1
19-Pin	A	3/18 and 16/22 AWG	888M-F19AE-1	888M-M19AE-1

(1) The 1 at the end of the cat. no. is for 1 ft (12 in.) cable length. Replace the 1 with OF5 for 0.5 ft (6 in.) cable length.

Approximate Dimensions [mm (in.)]



Pinout and Color Code

Color Code	Face View Pinout					
	9-, 11-, or 12-pin			19-pin		
	Female		Male	Female	Male	
A	9-Pin					
	1 Brown 2 NA 3 Blue 4 White	5 NA 6 Green 7 Yellow 8 Gray	9 Pink 10 Red 11 NA 12 Green/Yellow	1 Violet 2 Red 3 Gray 4 Red/Blue 5 Green 6 Blue	7 Gray/Pink 8 White/Green 9 White/Yellow 10 White/Gray 11 Black 12 Green/Yellow	13 Yellow/Brown 14 Brown/Green 15 White 16 Yellow 17 Pink 18 Gray/Brown 19 Brown
B	11-Pin (pins 9/10 jumpered)			—		
	1 White 2 Green 3 Yellow 4 Gray	5 Pink 6 Red 7 Black 8 Violet	9 Blue ⁽¹⁾ 10 Blue 11 Brown ⁽¹⁾ 12 Green/Yellow			
C	12-Pin			—		
	1 Brown 2 Blue 3 Gray 4 Pink	5 Red 6 Yellow 7 White 8 Red/Blue	9 Black 10 Violet 11 Gray/Pink 12 Green			

Field Attachable, M23 Style Solder Type



Field-Attachable M23 Connector

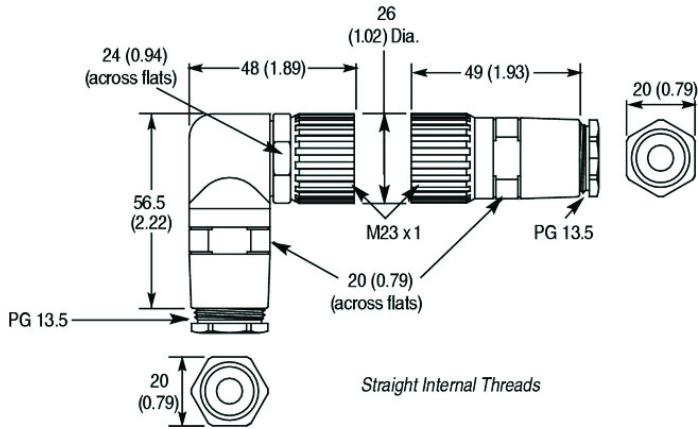
Specifications

Attribute	Value
Mechanical	
Coupling nut material	Nickel-plated brass
Connector shell material	Nickel-plated brass
Contact material	Gold-plated palladium/nickel
Cable diameter	10...14 mm (0.39...0.55 in.)
Electrical	
Assembly rating	63V, 12 A power, 3 A all others
Environmental	
Enclosure type rating	IP65
Operating temperature	-20...+105 °C (-4...+221 °F)

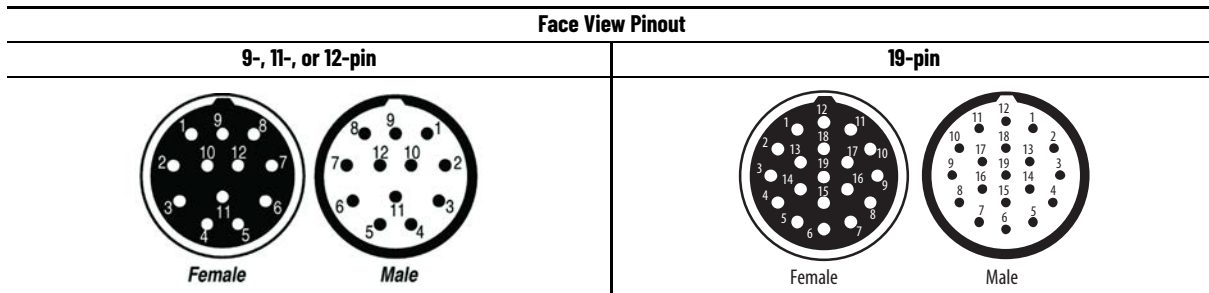
Product Selection

No. of Pins	Cable Jacket Diameter [mm (in.)]	Assembly Rating	Cat. No.			
			Straight Female	Right Angle Female	Straight Male	Right Angle Male
12-Pin	10...14 (0.39...0.55)	63V, 12 A power, 3 A all others	889M-F12AH-T	889M-R12AH-T	889M-M12AH-T	889M-E12AH-T
19-Pin			889M-F19AH-T	889M-R19AH-T	889M-M19AH-T	889M-E19AH-T
Spanner wrench (sold separately)						889A-M23SW

Approximate Dimensions [mm (in.)]



Pinout



DIN Valve A Style (18 mm)



Valve A Cordset

Specifications

Attribute	Value
Certifications	UL Recognized and CSA Certified
Mechanical	
Housing material	Molded oil-resistant PUR (NonLED version: black, LED version: clear)
Gasket material	Nitrile
Contact material	Tin-plated copper
Mounting screw	18-8 stainless steel
Cable type	Oil-resistant black PVC jacket, 18 AWG conductor, 300V, UL Recognized and CSA Certified
Home Run Connection	10x diameter, min
Cable diameter [mm (in.)]	18 AWG, 3-conductor: 5.5 (0.216), 4-conductor: 6 (0.235)
Electrical	
Cable rating	UL AWM style 2661 VW-1105C 300V, CSA AWM A/B I/II 80C 300V FT1, UV oil and water resistant
Assembly rating	Straight wired: 0...250V AC/DC, 10 A LED and Varistor surge suppression: 24V or 115V AC/DC, 10 A
Environmental	
Enclosure type rating	IP67, NEMA 6
Temperature rating	-25...+80 °C (-13...+176 °F)

Product Selection

Cordsets

Pinout	Color Code	Wiring	Voltage	Orientation	Cat. No.	
2-pole + dual ground	Brown, Blue, Green/Yellow	Straight Wired	0...250V AC/DC	N/A	889V-RZ2DBE-2	
					889V-RZ2DBE-5	
					889V-RZ2DBE-10	
					889V-LD2DBE-2	
		LED and Varistor Surge Suppression	24V AC/DC		889V-LD2DBE-5	
					889V-LD2DBE-10	
					889V-LA2DBE-2	
					889V-LA2DBE-5	
3-pole + ground	Brown, Blue, Black, Green/Yellow	Straight Wired	0...250V AC/DC	Ground Toward Cable Exit	889V-LA2DBE-10	
					889V-RZ3GBE-2	
					889V-RZ3GBE-5	
					889V-RZ3GBE-10	
					Ground Away from Cable Exit	889V-RZ3ABE-2
						889V-RZ3ABE-5
					889V-RZ3ABE-10	

IMPORTANT The 20 AWG PUR DIN valve cordsets may be ordered by replacing BE with RD, for example, 889V-LA2DRD-2.

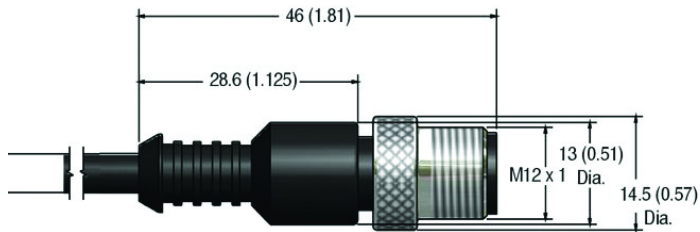
Patchcords

Pinout	Wire Size [AWG]	Jacket Material	Wire Type	Voltage	Orientation	Cat. No. ⁽¹⁾
2-pole + dual ground	20	PVC	Standard	0...120V	N/A	889V-RZ2DBDD-2
			LED and MOV	24V	N/A	889V-LD2DBDD-2
			LED and MOV	120V	N/A	889V-LA2DBDD-2
3-pole + ground			Standard	0...120V	N/A	889V-RZ3GBDD-2
			Standard	0...120V	N/A	889V-RZ3ABDD-2

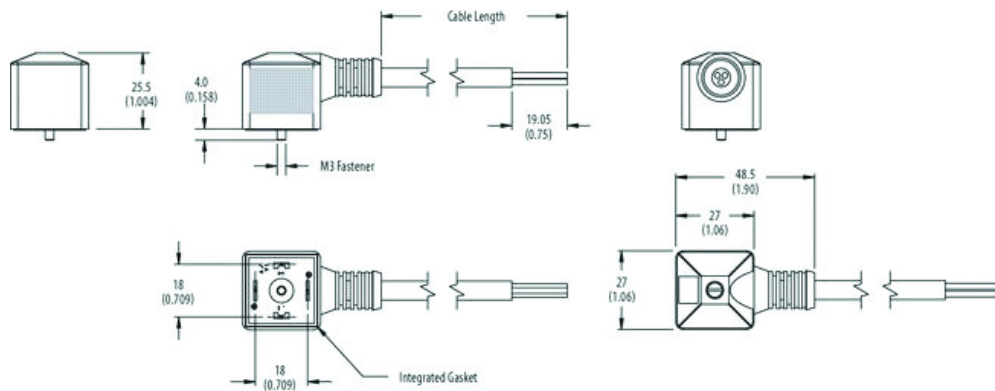
(1) The 2 at the end of the cat. no. is for 2 m cable length. Replace the 2 with 1 (1 m), 5 (5 m), or 10 (10 m) for standard lengths.

IMPORTANT The 20 AWG PUR DIN valve cordsets may be ordered by replacing BD with RD, for example, 889V-LA2DRD-2.

M12 Connector End of Patchcord



Approximate Dimensions [mm (in.)]



Pinout

Face View Pinout			
2-pin	3-pin		5-pin
Dual Ground	Ground Toward Cable Exit	Ground Away from Cable Exit	
			 Female
1 Brown 2 Blue 3 Black GND Yellow and Green			 Male
			1 Brown 2 White 3 Blue 4 Black 5 Gray

DIN Valve B Style (11 mm)



Valve B Cordset

Specifications

Attribute	Value
Certifications	UL Recognized and CSA Certified
Mechanical	
Housing material	Molded oil-resistant PUR (NonLED version: black, LED version: clear)
Gasket material	Nitrile
Contact material	Tin-plated copper
Mounting screw	18-8 stainless steel
Cable type	Oil-resistant PVC jacket, 18 AWG conductor, 300V, UL Recognized and CSA Certified
Home Run Connection	10x diameter, min
Cable diameter [mm (in.)]	18 AWG, 3-conductor: 5.5 (0.216), 4-conductor: 6 (0.235)
Electrical	
Cable rating	UL AWM style 2661 VW-1105C 300V, CSA AWM A/B I/II 80C 300V FT1, UV oil and water resistant
Assembly rating	Straight Wired: 0...250V AC/DC, 10 A LED and Varistor surge suppression: 24V or 115V AC/DC, 10 A
Environmental	
Enclosure type rating	IP67, NEMA 6
Temperature rating	-25...+80 °C (-13...+176 °C)

Product Selection

Pinout	Color Code	Cable Type	Wiring	Voltage	Orientation	Cat. No.
2-pole + ground	Brown, Blue, Green/ Yellow	18 AWG Black PVC	Straight Wired	0...250V AC/DC	Ground Toward Cable Exit	889W-RZ2GBE-2
						889W-RZ2GBE-5
						889W-RZ2GBE-10
					Ground Away from Cable Exit	889W-RZ2ABE-2
						889W-RZ2ABE-5
						889W-RZ2ABE-10
			LED and Varistor Surge Suppression	24V AC/DC	Ground Toward Cable Exit	889W-LD2GBE-2
						889W-LD2GBE-5
						889W-LD2GBE-10
					Ground Away from Cable Exit	889W-LD2ABE-2
						889W-LD2ABE-5
						889W-LD2ABE-10
LED and Varistor Surge Suppression	115V AC/DC	Ground Toward Cable Exit	889W-LA2GBE-2			
			889W-LA2GBE-5			
			889W-LA2GBE-10			
		Ground Away from Cable Exit	889W-LA2ABE-2			
			889W-LA2ABE-5			
			889W-LA2ABE-10			

IMPORTANT The 20 AWG PUR DIN valve cordsets may be ordered by replacing BE with RD, for example, 889W-RZ2GRD-2.

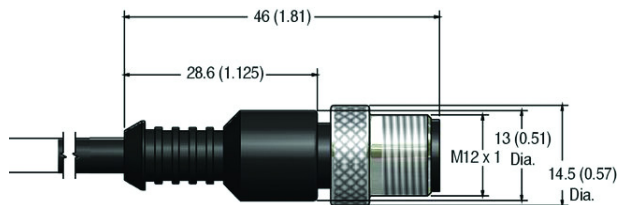
Patchcords

Pinout	Wire Size [AWG]	Jacket Material	Wire Type	Voltage	Orientation	Cat. No. ⁽¹⁾
2-pole + dual ground	20	PVC	Standard	0...120V	N/A	889W-RZ2GBDD-2
				24V		889W-RZ2ABDD-2
			LED and MOV	120V		889W-LD2ABDD-2
						889W-LA2ABDD-2

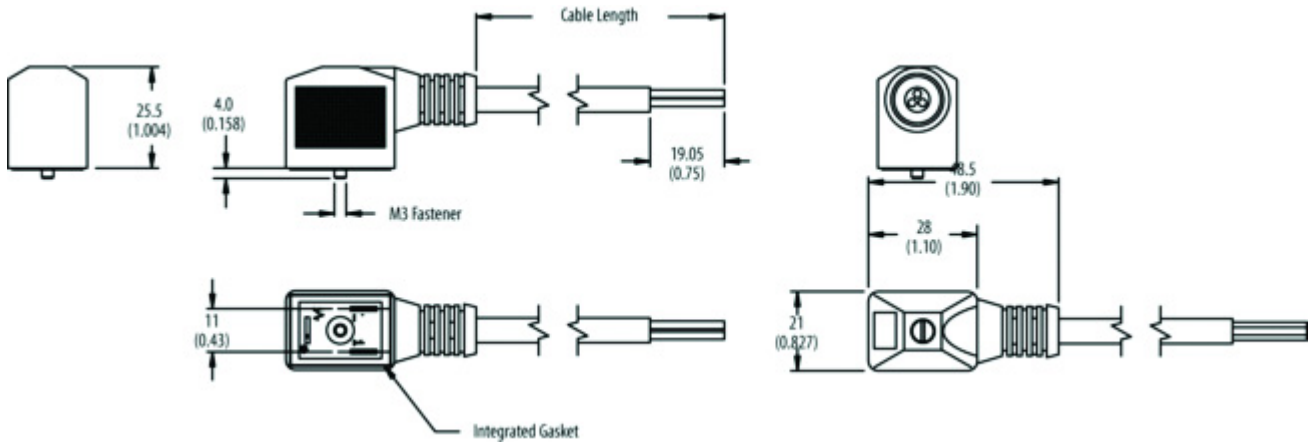
(1) The 2 at the end of the cat. no. is for 2 m cable length. Replace the 2 with 1 (1 m), 5 (5 m), or 10 (10 m) for standard lengths.

IMPORTANT The 20 AWG PUR DIN valve cordsets may be ordered by replacing BE with RD, for example, 889V-LA2DRD-2.

M12 Connector End of Patchcord



Approximate Dimensions [mm (in.)]



Pinout

Face View Pinout		
2-pin		5-pin
Ground Toward Cable Exit	Ground Away from Cable Exit	
1 Brown		Brown
2 Blue		White
GND Yellow and Green		3 Blue
		Black
		Gray

DIN Valve C Style (9.4 mm)



Valve C Cordset

Specifications

Attribute	Value
Certifications	UL Recognized and CSA Certified
Mechanical	
Housing material	Molded oil-resistant PUR (NonLED version: black, LED version: clear)
Gasket material	Nitrile
Contact material	Tin-plated copper
Mounting screw	18-8 Stainless Steel
Cable type	Oil-resistant PVC jacket; 20 AWG conductor, 300V, UL Recognized and CSA Certified
Bend radius	10x diameter, min.
Cable diameter [mm (in.)]	20 AWG, 4-conductor: 5.2 (0.205)
Electrical	
Cable rating	UL AWM style 2661 VW-1 105C 300V, CSA AWM A/B I/II 80C 300V FT1, UV oil and water resistant
Assembly rating	Straight Wired: 0...250V AC/DC, 6 A LED and Varistor Surge Suppression: 24V or 115V AC/DC, 6 A
Environmental	
Enclosure type rating	IP67, NEMA 6
Temperature rating	-25...+80 °C (-13...+176 °F)

Product Selection

Cordsets

Pinout	Color Code	Cable Type	Wiring	Voltage	Cat. No.
2-pole + dual ground	Brown, Blue, Green/Yellow	20 AWG Black PVC	Straight Wired	0...250V AC/DC	889Z-RZ2DBD-2
					889Z-RZ2DBD-5
					889Z-RZ2DBD-10
			LED and Varistor Surge Suppression	24V AC/DC	889Z-LD2DBD-2
					889Z-LD2DBD-5
				115V AC/DC	889Z-LD2DBD-10
					889Z-LA2DBD-2
					889Z-LA2DBD-5
889Z-LA2DBD-10					

IMPORTANT The 20 AWG PUR DIN valve cordsets may be ordered by replacing BD with RD, for example, 889Z-RZ2DRD-2.

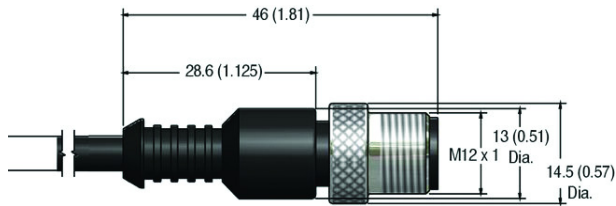
Patchcords

Pinout	Wire Size [AWG]	Jacket Material	Wire Type	Voltage	Orientation	Cat. No. ⁽¹⁾
2-pole + dual ground	20	PVC	Standard	0...120V	N/A	889Z-RZ2DBDD-2
			LED and MOV	24V		889Z-LD2DBDD-2

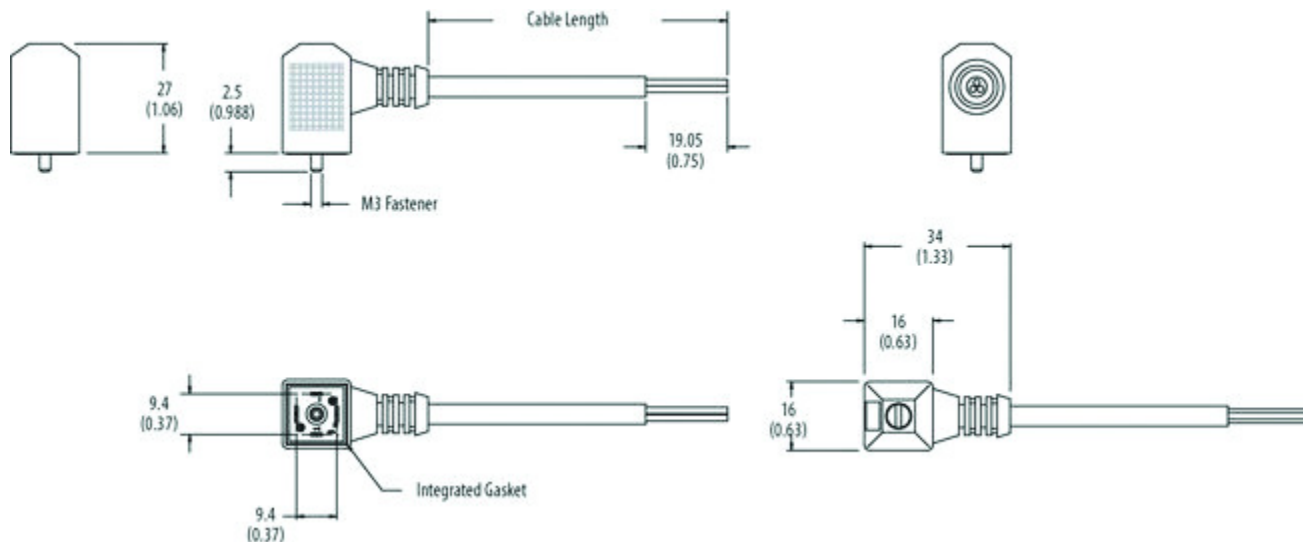
(1) The 2 at the end of the cat. no. is for 2 m cable length. Replace the 2 with 1 (1 m), 5 (5 m), or 10 (10 m) for standard lengths.

IMPORTANT The 20 AWG PUR DIN valve cordsets may be ordered by replacing BD with RD, for example, 889V-LA2DRD-2.

M12 Connector End of Patchcord



Approximate Dimensions [mm (in.)]



Pinout

Face View Pinout	
2-pin	5-pin
Dual Ground	
1 Brown 2 Blue GND Yellow and Green	1 Brown 2 White 3 Blue 4 Black 5 Gray

Field Attachable, DIN Valve A (18 mm)



Valve A

Specifications

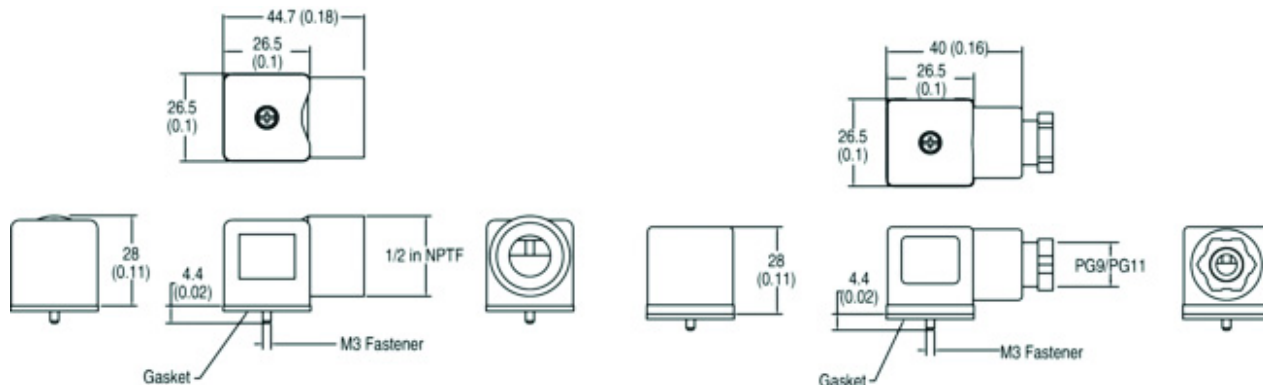
Attribute	Value
Mechanical	
Connector shell material	Polyamide Nylon 6
Gasket material	Nitrile
Mounting screw	Zinc-plated steel
No. of main contacts	2 + ground, 3 + ground
Cable type	Connector accepts 14 AWG max
Electrical	
Assembly rating	Straight Wire: 0...250V, 10 A LED and Varistor surge suppression: 24V, 115V, or 230V, 10 A
Environmental	
Enclosure type rating	IP65; NEMA 4
Operating temperature	-25...+90 °C (-13...+194 °F)

Product Selection

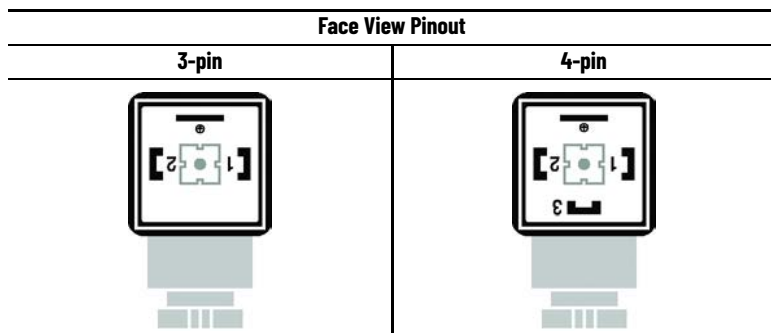
Pinout	Wiring	Assembly Rating	Thread Size	Accepts Outer Cable Diameter [mm (in.)]	Cat. No. (1)	
2-pole + ground	Straight Wired	0...250V, 10 A	PG9	5.99...8.0 (0.236...0.315)	889V-RZ2GCF-T	
			PG11	8.0...9.9 (0.315...0.39)	889V-RZ2GFF-T	
			1/2 inch-NPTF	10.4 (0.41) max.	889V-RZ2GNF-T	
	LED and Varistor Surge Suppression	24V, 10 A	24V, 10 A	PG9	5.99...8.0 (0.236...0.315)	889V-LD2GCF-T
				PG11	8.0...9.9 (0.315...0.39)	889V-LD2GFF-T
				1/2 inch-NPTF	10.4 (0.41) max.	889V-LD2GNF-T
		115V, 10 A	115V, 10 A	PG9	5.99...8.0 (0.236...0.315)	889V-LA2GCF-T
				PG11	8.0...9.9 (0.315...0.39)	889V-LA2GFF-T
				1/2 inch-NPTF	10.4 (0.41) max.	889V-LA2GNF-T
		230V, 10 A	230V, 10 A	PG9	5.99...8.0 (0.236...0.315)	889V-LC2GCF-T
				PG11	8.0...9.9 (0.315...0.39)	889V-LC2GFF-T
				1/2 inch-NPTF	10.4 (0.41) max.	889V-LC2GNF-T
3-pole + ground	Straight Wired	0...250V, 10 A	PG9	5.99...8.0 (0.236...0.315)	889V-RZ3GCF-T	
			PG11	8.0...9.9 (0.315...0.39)	889V-RZ3GFF-T	
			1/2 inch-NPTF	10.4 (0.41) max.	889V-RZ3GNF-T	

(1) Each catalog number is a single bag of five pieces.

Approximate Dimensions [mm (in.)]



Pinout



IMPORTANT The faceplate may be oriented in 90° increments.

Field Attachable, DIN Valve B (11 mm) and BEU (10 mm)



Valve B and BEU

Specifications

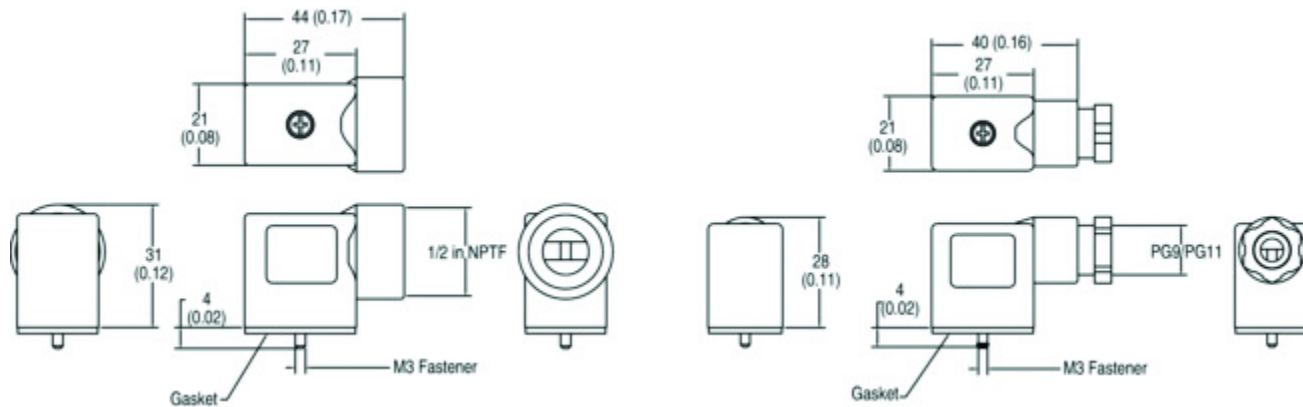
Attribute	Value
Mechanical	
Connector shell material	Polyamide Nylon 6
Gasket material	Nitrile
Mounting screw	Zinc-plated steel
No. of main contacts	2 + ground
Cable type	Connector accepts 14 AWG max
Electrical	
Assembly rating	Straight Wire: 0...250V, 10 A LED and Varistor surge suppression: 24V, 115V, or 230V, 10 A
Environmental	
Enclosure type rating	IP65; NEMA 4
Operating temperature	-25...+90 °C (-13...+194 °F)

Product Selection

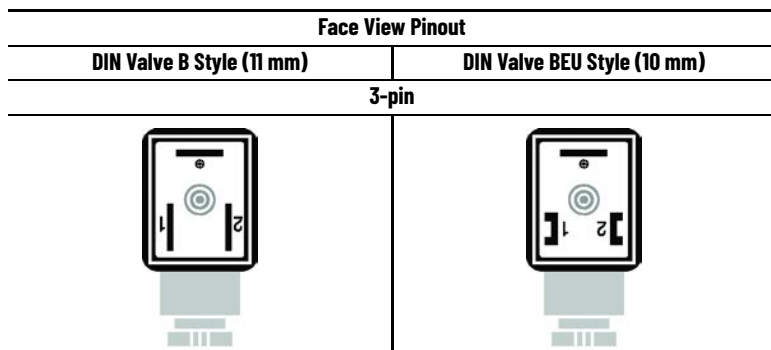
Pinout	Wiring	Assembly Rating	Thread Size	Accepts Outer Cable diameter [mm (in.)]	Cat. No. (1)	
2-pole + ground	Straight Wired	0...250V, 10 A	PG9	5.99...8.0 (0.236...0.315)	889V-RZ2GCF-T	
			PG11	8.0...9.9 (0.315...0.39)	889V-RZ2GFF-T	
			1/2 inch-NPTF	10.4 (0.41) max.	889V-RZ2GNF-T	
	LED and Varistor Surge Suppression	24V, 10 A	24V, 10 A	PG9	5.99...8.0 (0.236...0.315)	889V-LD2GCF-T
				PG11	8.0...9.9 (0.315...0.39)	889V-LD2GFF-T
				1/2 inch-NPTF	10.4 (0.41) max.	889V-LD2GNF-T
		115V, 10 A	115V, 10 A	PG9	5.99...8.0 (0.236...0.315)	889V-LA2GCF-T
				PG11	8.0...9.9 (0.315...0.39)	889V-LA2GFF-T
				1/2 inch-NPTF	10.4 (0.41) max.	889V-LA2GNF-T
		230V, 10 A	230V, 10 A	PG9	5.99...8.0 (0.236...0.315)	889V-LC2GCF-T
				PG11	8.0...9.9 (0.315...0.39)	889V-LC2GFF-T
				1/2 inch-NPTF	10.4 (0.41) max.	889V-LC2GNF-T
3-pole + ground	Straight Wired	0...250V, 10 A	PG9	5.99...8.0 (0.236...0.315)	889V-RZ3GCF-T	
			PG11	8.0...9.9 (0.315...0.39)	889V-RZ3GFF-T	
			1/2 inch-NPTF	10.4 (0.41) max.	889V-RZ3GNF-T	

(1) Each catalog number is one bag of five pieces.

Approximate Dimensions [mm (in.)]



Pinout



IMPORTANT The faceplate may be oriented in 180° increments.

DIN Valve C (9.4 mm) and CEU (8 mm)



Valve C and CEU

Specifications

Attribute	Value
Connector shell material	Polyamide Nylon 6
Gasket material	Nitrile
Mounting screw	Zinc-plated steel
No. of main contacts	2 + ground, 3 + ground
Cable type	Connector accepts 20 AWG max
Electrical	
Assembly rating	Straight Wire: 250V AC/300V DC, 6 A LED and Varistor surge suppression: 24V, 115V, or 230V, 6 A
Environmental	
Enclosure type rating	IP65; NEMA 4
Operating temperature	-25...+90 °C (-13...+194 °F)

Product Selection

DIN Valve C Style (9.4 mm)

Pinout	Wiring	Assembly Rating	Thread Size	Accepts Outer Cable diameter [mm (in.)]	Cat. No. (1)
2-pole + ground	Straight Wired	250V AC/300V DC	PG7	3.98...5.99 (0.157...0.236)	889Z-RZ2GDE-T
	LED and Varistor Surge Suppression	24V			889Z-LD2GDE-T
		115V			889Z-LA2GDE-T
3-pole + ground	Straight Wired	250V AC/300V DC			889Z-RZ3GDE-T

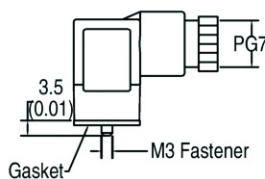
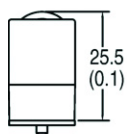
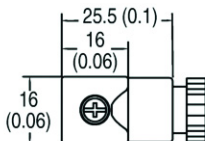
(1) Each catalog number is a single bag of five pieces.

DIN Valve CEU Style (8 mm)





Pinout	Wiring	Assembly Rating	Thread Size	Accepts Outer Cable diameter [mm (in.)]	Cat. No. (1)
2-pole + ground	Straight Wired	250V AC/300V DC	PG7	3.98...5.99 (0.157...0.236)	889S-RZ2GDE-T
	LED and Varistor Surge Suppression	24V			889S-LD2GDE-T
		115V			889S-LA2GDE-T
		230V			889S-LC2GDE-T
3-pole + ground	Straight Wired	250V AC/300V DC			889S-RZ3GDE-T

(1) Each catalog number is a single bag of five pieces.

Approximate Dimensions [mm (in.)]



Pinout

Face View Pinout			
DIN Valve C Style (9.4 mm)		DIN Valve CEU Style (8 mm)	
3-pin	4-pin	3-pin	4-pin
			

IMPORTANT The faceplate may be oriented in 90° increments.

Receptacles, Insulation Displacement Connectors (IDC)



4-pin IDC Receptacle

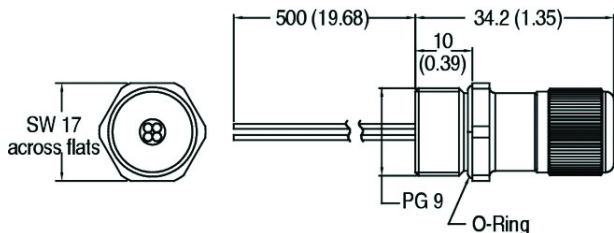
Specifications

Attribute	Value
Mechanical	
Receptacle shell material	Nickel-plated brass
Coupling nut material	Nickel-plated brass
Connector shell material	Nickel-plated brass
Connector insert material	Black PUR
Contact material	Gold over nickel-plated brass
IDC installations	10 max
Conductor OD [mm (in.)]	24...22 AWG, 1.6...2.0 (0.063...0.079)
Cable diameter	1.2...1.6 (0.047...0.063)
Wire insulation	Oil-resistant PVC, 22 AWG stranded copper, 300V, UL Recognized
Environmental	
Enclosure type rating	IP67, 1200 psi (8270 kPa) washdown
Operating temperature	-20...+85 °C (-4...+185 °F)

Product Selection

Description	Connector Body	Panel Mount Threads	Wire Color	Assembly Rating	Cat. No.
4-pin Straight Receptacle	Brass with nickel-plating	PG 9	1 Brown 2 White 3 Blue 4 Black	24...22 AWG 32V 4 A	888H-T4DC3-0M5

Approximate Dimensions [mm (in.)]



Cable Spools



22 and 18 AWG, PVC

Specifications

Attribute	Value
Cable type	Oil-resistant PVC jacket, PVC insulated conductors, 300V
Cable rating	UL AWM style 2661 VW-1 105C 300V, CSA AWM A/B I/II 80C 300V FT1, UV oil and water resistant
Operating temperature	-20...+105 °C (-4...+221 °F)

Product Selection

Jacket Material	No. of Conductors	Color Code	Jacket Color	Wire Size [AWG]	Nominal Outer Diameter	Shielding	Cat. No. (1)
PVC	2	Brown, Blue	Yellow	22	5.3 mm (0.21 in.)	None	889-C2AC-S50
	3	Brown, Blue, Black	Yellow	22	5.3 mm (0.21 in.)	None	889-C3AC-S50
		Green, Red w/Black stripe, Red w/White stripe	Yellow	22	6.7 mm (0.26 in.)	Braided	889-C3ECA-S50
	Yellow		18	6.7 mm (0.26 in.)	None	889-C3AEA-S50	
	4	Brown, White, Blue, Black	Yellow	22	5.3 mm (0.21 in.)	None	889-C4AC-S50
			Black	22	5.3 mm (0.21 in.)	None	889-C4BC-S50
			Blue	22	5.3 mm (0.21 in.)	None	889-C4LC-S50
			Yellow	22	6.7 mm (0.26 in.)	Braided	889-C4EC-S50
		Green, Red w/Black stripe, Red w/White stripe, Red	Yellow	18	6.7 mm (0.26 in.)	None	889-C4AE-S50
			Yellow	22	5.5 mm (0.22 in.)	Foil	889-C4FC-S50
			Yellow	22	6.7 mm (0.26 in.)	Braided	889-C4ECA-S50
			Yellow	18	6.7 mm (0.26 in.)	None	889-C4AEA-S50
	5	Brown, White, Blue, Black, Grey	Yellow	22	6.0 mm (0.24 in.)	None	889-C5AC-S50
			Black	22	6.0 mm (0.24 in.)	None	889-C5BC-S50
			Yellow	22	6.7 mm (0.26 in.)	Braided	889-C5EC-S50
		Green, Red w/Black stripe, Red w/White stripe, Red, Red w/Yellow stripe	Yellow	22	6.7 mm (0.26 in.)	None	889-C5ECA-S50
			Yellow	18	6.7 mm (0.26 in.)	None	889-C5AEA-S50
	6	Green, Red w/Black, Red w/White, Red, Red w/Yellow, Red w/Blue stripe	Yellow	22	6.7 mm (0.26 in.)	Braided	889-C6ECA-S50

(1) The 50 at the end of the catalog number is for 50 m cable length. Replace the 50 with 100 (100 m) or 200 (200 m) for other standard cable lengths.

Cable Spools



PUR 22 AWG and TPE 18 AWG

Specifications

Attribute	Value
Cable type	Oil-resistant jacket, PVC insulated conductors, 300V
Cable rating	PUR: UL AWM style 20866 VW-1 80C 300V, CSA AWM A/B I/II 80C 300V FT1, UV oil and water resistant; TPE: UL AWM style 20327 VW-1 105C 300V, CSA AWM A/B I/II 105C 300V FT1, UV oil and water resistant
Operating temperature	PUR: -20...+80 °C (-4...+176 °F); TPE: -20...+105 °C (-4...+221 °F)

Product Selection

Jacket Material	No. of Conductors	Color Code	Jacket Color	Wire Size [AWG]	Nominal Outer Diameter	Shielding	Cat. No.
PUR	4	Brown, White, Blue, Black	Yellow	22	5.2 mm (0.21 in.)	None	889-C4UC-S50 ⁽¹⁾
	5	Brown, White, Blue, Black, Grey		22	5.2 mm (0.21 in.)		889-C5UC-S50 ⁽¹⁾
TPE	4	Brown, White, Blue, Black		18	7.0 mm (0.28 in.)		889-C4HJ-S50 ⁽¹⁾
TPE ToughLink™	4	Brown, White, Blue, Black		10	—	—	889-C4HKC-SC5 ⁽²⁾

(1) The 50 at the end of the catalog number is for 50 m (164 ft) cable length. Replace the 50 with 100 (100 m [328.1]) or 200 (200 m [656.2]) for other standard cable lengths.

(2) Available in 25 m (82 ft), 50 m (164 ft), and 75 m (246.1 ft) cable lengths.

Notes:

Additional Resources

These documents contain additional information concerning related products from Rockwell Automation.

Resource	Description
EtherNet/IP Network Devices User Manual, ENET-UM006	Describes how to configure and use EtherNet/IP™ devices to communicate on the EtherNet/IP network.
Ethernet Reference Manual, ENET-RM002	Describes basic Ethernet concepts, infrastructure components, and infrastructure features.
System Security Design Guidelines Reference Manual, SECURE-RM001	Provides guidance on how to conduct security assessments, implement Rockwell Automation products in a secure system, harden the control system, manage user access, and dispose of equipment.
Industrial Components Preventive Maintenance, Enclosures, and Contact Ratings Specifications, publication IC-TD002	Provides a quick reference tool for Allen-Bradley industrial automation controls and assemblies.
Safety Guidelines for the Application, Installation, and Maintenance of Solid-State Control, publication SGI-1.1	Designed to harmonize with NEMA Standards Publication No. ICS 1.1-1987 and provides general guidelines for the application, installation, and maintenance of solid-state control in the form of individual devices or packaged assemblies incorporating solid-state components.
Industrial Automation Wiring and Grounding Guidelines, publication 1770-4.1	Provides general guidelines for installing a Rockwell Automation industrial system.
Product Certifications website, rok.auto/certifications .	Provides declarations of conformity, certificates, and other certification details.

You can view or download publications at rok.auto/literature.

Rockwell Automation Support

Use these resources to access support information.

Technical Support Center	Find help with how-to videos, FAQs, chat, user forums, and product notification updates.	rok.auto/support
Knowledgebase	Access Knowledgebase articles.	rok.auto/knowledgebase
Local Technical Support Phone Numbers	Locate the telephone number for your country.	rok.auto/phonesupport
Literature Library	Find installation instructions, manuals, brochures, and technical data publications.	rok.auto/literature
Product Compatibility and Download Center (PCDC)	Get help determining how products interact, check features and capabilities, and find associated firmware.	rok.auto/pcdc

Documentation Feedback

Your comments help us serve your documentation needs better. If you have any suggestions on how to improve our content, complete the form at rok.auto/docfeedback.

Allen-Bradley, expanding human possibility, Logix, Rockwell Automation, and Rockwell Software are trademarks of Rockwell Automation, Inc.

EtherNet/IP is a trademark of ODVA, Inc.

Trademarks not belonging to Rockwell Automation are property of their respective companies.

Rockwell Automation maintains current product environmental information on its website at rok.auto/pec.

Rockwell Otomasyon Ticaret A.Ş. Kar Plaza İş Merkezi E Blok Kat:6 34752, İçerenköy, İstanbul, Tel: +90 (216) 5698400 EEE Yönetmeliğine Uygundur

Connect with us.    

rockwellautomation.com ————— expanding **human possibility**[™]

AMERICAS: Rockwell Automation, 1201 South Second Street, Milwaukee, WI 53204-2496 USA, Tel: (1) 414.382.2000, Fax: (1) 414.382.4444

EUROPE/MIDDLE EAST/AFRICA: Rockwell Automation NV, Pegasus Park, De Kleetlaan 12a, 1831 Diegem, Belgium, Tel: (32) 2 663 0600, Fax: (32) 2 663 0640

ASIA PACIFIC: Rockwell Automation, Level 14, Core F, Cyberport 3, 100 Cyberport Road, Hong Kong, Tel: (852) 2887 4788, Fax: (852) 2508 1846