

Fuse Systems

NEOZED Fuse Systems

Introduction

Overview

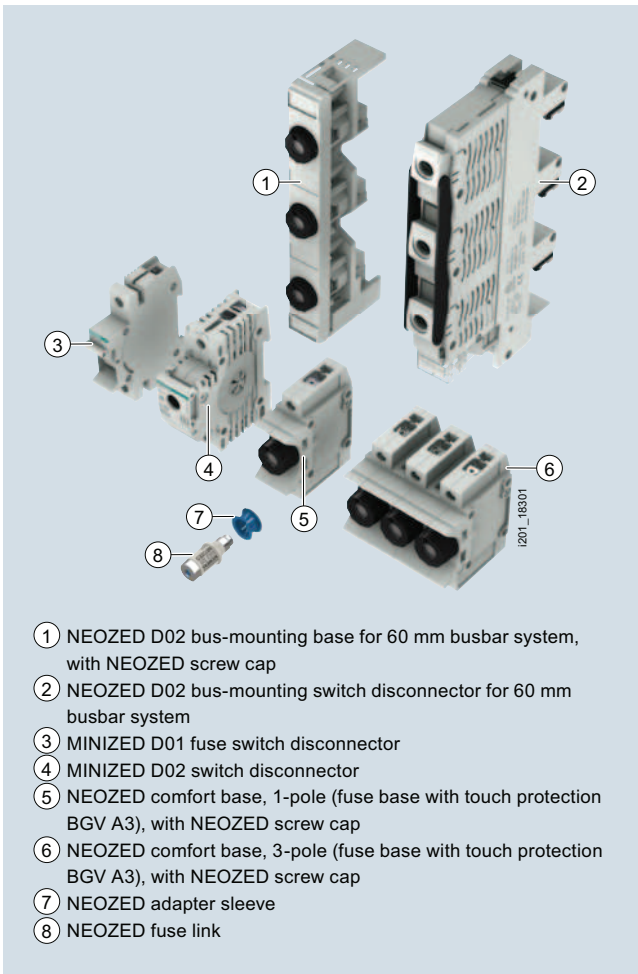
The NEOZED fuse system is primarily used in distribution technology and industrial switchgear assemblies. The system is easy to use and is also approved for domestic installation.

The MINIZED switch disconnectors are primarily used in switchgear assemblies and control engineering. They are approved for switching loads as well as for safe switching in the event of short circuits. The MINIZED D02 is also suitable for use upstream of the meter in household applications in compliance with the recommendations of the VDEW according to TAB.

Due to its compact design, the MINIZED D01 fuse switch disconnector is primarily used in control engineering.

The NEOZED fuse bases are the most cost-effective solution for using NEOZED fuses. All NEOZED bases must be fed from the bottom to ensure that the threaded ring is insulated during removal of the fuse link. The terminals of the NEOZED bases are available in different versions and designs to support the various installation methods.

Benefits



Compared to the older DIAZED fuse system, the NEOZED fuse system is significantly more modern:

- Much more compact which saves space in the distribution board
- Modern devices like the MINIZED switching devices, which combine the functions of a switch disconnector and a fuse base
- Wide range of accessories, such as busbars for one, two, or three-phase wiring
- Modern terminals for MINIZED D02 and NEOZED comfort bases: Visible, clear and controllable connection simplifies cable entry

Double terminal chambers permit connection of two wires of different cross-sections

- Lower power loss of the fuse links

Even when compared to the internationally prevalent cylindrical fuse system, the NEOZED fuse system has considerable advantages:

- Non-interchangeability - thanks to use of adapter sleeves (i.e. it is not possible to insert a fuse for larger currents). This is a requirement of numerous wiring regulations in Germany and other European countries
- Switching devices with load switching characteristics allow the safe switching of load currents up to 63 A

Technical specifications

		NEOZED fuse links							
		5SE2							
Standards		IEC 60269-3; DIN VDE 0636-3							
Operational class		gG							
Rated voltage U_n	V AC	400							
	V DC	250							
Rated current I_n	A	2 ... 100							
Rated breaking capacity	kA AC	50							
	kA DC	8							
Non-interchangeability		Using adapter sleeves							
Resistance to climate		°C Up to 45 at 95 % rel. humidity							
Ambient temperature		°C -5 ... +40, humidity 90 % at 20							
		MINIZED switch dis-connectors	MINIZED fuse switch dis-connectors	Fuse bases, made of ceramic			Comfort bases	Fuse bases	
		D02	D01	D01	D02	D03	D01/02	Fuse bases	
		5SG71	5SG76	5SG15	5SG16	5SG18	5SG1.01	5SG1.30	
		5SG55	5SG56	5SG55	5SG56		5SG5.01	5SG1.31	
				5SG56				5SG5.30	
Standards		DIN VDE 0638; EN 60947-3 (VDE 0660-107) IEC/EN 60947-3		IEC 60269-3; DIN VDE 0636-3					
Main switch characteristic EN 60204-1		Yes	--	--					
Insulation characteristic EN 60664-1		Yes	--	--					
Rated voltage U_n	V AC	230/400, 240/415		400					
	V DC	65	48	250					
	V DC	130	110	250					
Rated current I_n	A	63	16	16	63	100	16/63	16/63	
Rated insulation voltage		V AC	500	690	--				
Rated impulse withstand voltage		kV AC	6	6	--				
Overvoltage category			IV	IV	--				
Utilization category acc. to VDE 0638									
• AC-22		A	63	16	--				
Utilization category acc. to EN 60947-3									
• AC -22 A		A	--	16	--				
• AC-22 B		A	63	--	--				
• AC-23 B		A	35	--	--				
• DC-22 B		A	63	--	--				
Sealable when switched on		Yes		Yes, with sealable screw caps					
Mounting position		Any, but preferably vertical							
Reduction factor of I_n with 18 pole									
• Side-by-side mounting		0.9	--						
• On top of one another, with vertical standard mounting rail		0.87	--						
Degree of protection acc. to IEC 60529		IP20, with connected conductors							
Terminals with touch protection acc. to BGV A3		Yes		No			Yes		
Ambient temperature		°C -5 ... +40, humidity 90 % at 20							
Terminal versions		--	--	B	K, S	K/S	--	--	
Conductor cross-sections									
• Solid and stranded		mm ²	1.5 ... 35	1.5 ... 16	1.5 ... 4	1.5 ... 25	10 ... 50	0.75 ... 35	1.5 ... 35
• Flexible, with end sleeve		mm ²	1.5 ... 35	1.5	1.5	1.5	10	--	--
• Finely stranded, with end sleeve		mm ²	--	--	0.75 ... 25	--	--	--	--
Tightening torque		Nm	2.5 ... 3	2.5	1.2	2	3.5/2.5	3.5	3

Fuse Systems

NEOZED Fuse Systems

Introduction

More information

5



D01 fuse bases, with terminal version BB

- Incoming feeders, clamp-type terminal B
- Outgoing feeders, clamp-type terminal B



D02 fuse bases, with terminal version KS




- Incoming feeders, screw head contact K
- Outgoing feeders, saddle terminal S



D02 fuse bases, with terminal version SS

- Incoming feeders, saddle terminal S
- Outgoing feeders, saddle terminal S

Selection and ordering data

Size	I_n	Identification color	Mounting width	DT	Article No.	Price per PU	PU (UNIT, SET, M)	PS* P. unit	PG	Weight per PU approx.
	A		MW							kg
NEOZED fuse links, rated voltage 400 V AC/250 V DC, operational class gG										
	D01	2	Pink	▶	5SE2302		1	10 units	017	0.005
		4	Brown	▶	5SE2304		1	10 units	017	0.013
		6	Green	▶	5SE2306		1	10/500 units	017	0.009
		10	Red	▶	5SE2310		1	10/500 units	017	0.007
		13	Black	▶	5SE2013-2A		1	10 units	017	0.006
		16	Gray	▶	5SE2316		1	10/500 units	017	0.005
	D02	20	Blue	▶	5SE2320		1	10 units	017	0.011
		25	Yellow	▶	5SE2325		1	10 units	017	0.010
		32	Black	▶	5SE2332		1	10 units	017	0.013
		35	Black	▶	5SE2335		1	10 units	017	0.011
		40	Black	▶	5SE2340		1	10 units	017	0.015
		50	White	▶	5SE2350		1	10 units	017	0.013
		63	Copper	▶	5SE2363		1	10 units	017	0.015
	D03	80	Blue	▶	5SE2280		1	10 units	017	0.035
		100	Red	▶	5SE2300		1	10 units	017	0.042