

AS-i compact module K45 digital A/B slave, 4 DI, IP67 4 x input, maximum 200 mA 4 x M12 socket Mounting plate 3RK1901-2EA00 or 3RK1901-2DA00 is to be ordered separately



General technical data	
Design of the product	digital I/O modules for operation in the field, IP67 - K45
Type	4 inputs
Design of the slave type	A/B slave
I/O configuration	0
ID/ID2 code	A/0
Number I/O sockets	4
Type of electrical connection of the inputs and outputs	M12 screw-type terminals
AS interface total current input max	270 mA
operating voltage according to AS-Interface spezifikation	26.5 ... 31.6 V
Ground terminal	Using PIN5 on the M12 sockets. Outgoing via flat tab sleeve (2.8 x 0.8 mm form A)
Addressing	front addressing socket
AS interface Connection Polarity reversal protection	built-in
Delivery note	the modules are delivered without mounting plate
Sensor supply	
Type of voltage supply for power supply	using AS-Interface

Input voltage	20 ... 30 V
Property of the sensor supply Short-circuit and overload resistant	Yes
Ampacity of the sensor supply for all inputs	200 mA
<ul style="list-style-type: none"> • at ambient temperature 40 °C 	

Inputs

Number of digital inputs	4
Type of connection	2- and 3-wire technology
Input circuit	PNP transistor
Type of voltage of the input voltages	DC
Inputs switching level High min	10 V
Input current at digital input	6 mA 1.5 mA
<ul style="list-style-type: none"> • for signal <1> minimum • with signal <0> maximum 	
Inputs sensor supply using AS-Interface	short-circuit and overload resistant
Inputs socket assignment	sensor supply L+ data input sensor supply L- data input ground terminal
<ul style="list-style-type: none"> • PIN 1 	
<ul style="list-style-type: none"> • PIN 2 	
<ul style="list-style-type: none"> • PIN 3 	
<ul style="list-style-type: none"> • PIN 4 	
Design of the pin assignment of the inputs	standard assignment

Outputs

Number of digital outputs	0
----------------------------------	---

Display

Status display	yellow LED not required green/red dual LED
<ul style="list-style-type: none"> • display of I/Os 	
<ul style="list-style-type: none"> • display of Uaux • display of AS-Interface/diagnostics 	

Assignment of the data bits

Assignment of data bits	PIN 4/2 = IN1 (D0) PIN 4/2 = IN2 (D1) PIN 4/2 = IN3 (D2) PIN 4/2 = IN4 (D3)
<ul style="list-style-type: none"> • socket 	
<ul style="list-style-type: none"> • socket 2 	
<ul style="list-style-type: none"> • socket 3 • socket 4 	






Ambient conditions







Ambient temperature	-25 ... +85 °C -40 ... +85 °C
<ul style="list-style-type: none"> • during operation • during storage 	
Protection class IP	IP67

Mechanical data

Width	45 mm
Height	80 mm
Depth	30 mm
Mounting type	standard rail mounting/wall mounting using mounting plate for K45 compact module

Certificates/ approvals

General Product Approval		EMC	Declaration of Conformity		
 CSA	 UL		 RCM	 EG-Konf.	Miscellaneous

Shipping Approval					other
 ABS	 BUREAU VERITAS	 LRS	 PRS	 RMRS	 ASi

other	
Confirmation	Miscellaneous

Further information

Information- and Downloadcenter (Catalogs, Brochures,...)

<https://www.siemens.com/ic10>

Industry Mall (Online ordering system)

<https://mall.industry.siemens.com/mall/en/en/Catalog/product?mlfb=3RK2200-0CQ20-0AA3>

Cax online generator

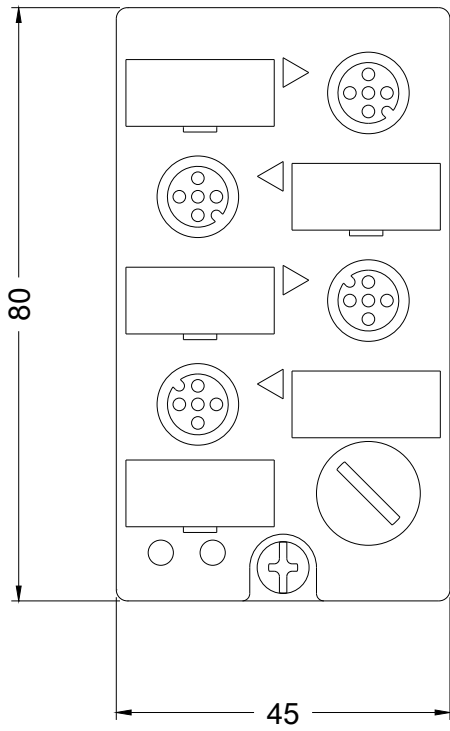
<http://support.automation.siemens.com/WW/CAXorder/default.aspx?lang=en&mlfb=3RK2200-0CQ20-0AA3>

Service&Support (Manuals, Certificates, Characteristics, FAQs,...)

<https://support.industry.siemens.com/cs/ww/en/ps/3RK2200-0CQ20-0AA3>

Image database (product images, 2D dimension drawings, 3D models, device circuit diagrams, EPLAN macros, ...)

http://www.automation.siemens.com/bilddb/cax_de.aspx?mlfb=3RK2200-0CQ20-0AA3&lang=en



last modified:



04/07/2020

