

Product datasheet

Specifications



TeSys D contactor - 3P - <= 440 V - 40 A AC-3 - 24 V DC coil

Local distributor code:
407811766 LC1D40ABBE

EAN Code: 3606480987816

Main

Range of product	TeSys Deca Advanced
Product or component type	Contacteur
Device short name	LC1D
Contacteur application	Motor control Resistive load
Utilisation category	AC-1 AC-3 AC-3e
Poles description	3P
[Ue] rated operational voltage	Power circuit: <= 690 V AC 25...400 Hz
[Ie] rated operational current	60 A (at <60 °C) at <= 440 V AC-1 for power circuit 40 A (at <60 °C) at <= 440 V AC-3 for power circuit 40 A (at <60 °C) at <= 440 V AC-3e for power circuit
[Uc] control circuit voltage	24 V DC

Complementary

Motor power kW	11 kW at 220...230 V AC 50 Hz (AC-3) 18.5 kW at 380...400 V AC 50 Hz (AC-3) 22 kW at 415 V AC 50 Hz (AC-3) 22 kW at 440 V AC 50 Hz (AC-3) 22 kW at 500 V AC 50 Hz (AC-3) 30 kW at 660...690 V AC 50 Hz (AC-3) 11 kW at 220...230 V AC 50 Hz (AC-3e) 18.5 kW at 380...400 V AC 50 Hz (AC-3e) 22 kW at 415 V AC 50 Hz (AC-3e) 22 kW at 440 V AC 50 Hz (AC-3e) 22 kW at 500 V AC 50 Hz (AC-3e) 30 kW at 660...690 V AC 50 Hz (AC-3e)
Motor power hp	3 hp at 115 V AC 60 Hz for 1 phase motors 5 hp at 230/240 V AC 60 Hz for 1 phase motors 10 hp at 200/208 V AC 60 Hz for 3 phases motors 10 hp at 230/240 V AC 60 Hz for 3 phases motors 30 hp at 460/480 V AC 60 Hz for 3 phases motors 30 hp at 575/600 V AC 60 Hz for 3 phases motors
Compatibility code	LC1D
Pole contact composition	3 NO
Protective cover	With
[Ith] conventional free air thermal current	60 A (at 60 °C) for power circuit 10 A (at 60 °C) for signalling circuit
Irms rated making capacity	800 A at 440 V for power circuit conforming to IEC 60947 140 A AC for signalling circuit conforming to IEC 60947-5-1 250 A DC for signalling circuit conforming to IEC 60947-5-1
Rated breaking capacity	800 A at 440 V for power circuit conforming to IEC 60947

Disclaimer: This documentation is not intended as a substitute for and is not to be used for determining suitability or reliability of these products for specific user applications

[Icw] rated short-time withstand current	72 A 40 °C - 10 min for power circuit 165 A 40 °C - 1 min for power circuit 320 A 40 °C - 10 s for power circuit 720 A 40 °C - 1 s for power circuit 100 A - 1 s for signalling circuit 120 A - 500 ms for signalling circuit 140 A - 100 ms for signalling circuit
Associated fuse rating	80 A gG at <= 690 V coordination type 1 for power circuit 80 A gG at <= 690 V coordination type 2 for power circuit 10 A gG for signalling circuit conforming to IEC 60947-5-1
Average impedance	1.5 mOhm - lth 60 A 50 Hz for power circuit
Power dissipation per pole	5.4 W AC-1 2.4 W AC-3 2.4 W AC-3e
[Ui] rated insulation voltage	Power circuit: 690 V conforming to IEC 60947-4-1 Signalling circuit: 690 V conforming to IEC 60947-1
Overvoltage category	III
Pollution degree	3
[Uimp] rated impulse withstand voltage	6 kV conforming to IEC 60947
Safety reliability level	B10d = 1369863 cycles contactor with nominal load conforming to EN/ISO 13849-1 B10d = 20000000 cycles contactor with mechanical load conforming to EN/ISO 13849-1
Mechanical durability	10 Mcycles
Electrical durability	2 Mcycles 35 A AC-3 at Ue <= 440 V 0.7 Mcycles 60 A AC-1 at Ue <= 440 V 2 Mcycles 35 A AC-3e at Ue <= 440 V
Control circuit type	DC DC low consumption
Coil technology	Built-in bidirectional peak limiting
Control circuit voltage limits	<= 0.1 Uc (-40...70 °C):drop-out DC 0.8...1.2 Uc (-40...60 °C):operational DC 1...1.2 Uc (60...70 °C):operational DC
Inrush power in W	11.5 W (at 20 °C)
Hold-in power consumption in W	0.5 W at 20 °C
Heat dissipation	0.5 W
Operating time	55...65 ms closing 20...80 ms opening
Maximum operating rate	3600 cyc/h at 60 °C
Connections - terminals	Power circuit: EverLink BTR screw connectors 1 1...35 mm² - cable stiffness: solid Power circuit: EverLink BTR screw connectors 2 1...25 mm² - cable stiffness: solid Power circuit: EverLink BTR screw connectors 1 1...35 mm² - cable stiffness: flexible without cable end Power circuit: EverLink BTR screw connectors 2 1...25 mm² - cable stiffness: flexible without cable end Power circuit: EverLink BTR screw connectors 1 1...35 mm² - cable stiffness: flexible with cable end Power circuit: EverLink BTR screw connectors 2 1...25 mm² - cable stiffness: flexible with cable end Control circuit: screw clamp terminals 1 1...4 mm² - cable stiffness: solid Control circuit: screw clamp terminals 2 1...4 mm² - cable stiffness: solid Control circuit: screw clamp terminals 1 1...4 mm² - cable stiffness: flexible with cable end Control circuit: screw clamp terminals 2 1...2.5 mm² - cable stiffness: flexible with cable end Control circuit: screw clamp terminals 1 1...4 mm² - cable stiffness: flexible without cable end Control circuit: screw clamp terminals 2 1...4 mm² - cable stiffness: flexible without cable end

Tightening torque	Control circuit: 1.7 N.m - on screw clamp terminals - with screwdriver flat Ø 6 mm Control circuit: 1.7 N.m - on screw clamp terminals - with screwdriver Philips No 2 Power circuit: 8 N.m - on EverLink BTR screw connectors - cable 25...35 mm² hexagonal screw head 4 mm Power circuit: 5 N.m - on EverLink BTR screw connectors - cable 1...25 mm² hexagonal screw head 4 mm Power circuit: 5 N.m - with screwdriver pozidriv No 2 Control circuit: 1.7 N.m - with screwdriver pozidriv No 2
Auxiliary contact composition	1 NO + 1 NC
Auxiliary contacts type	type mechanically linked 1 NO + 1 NC conforming to IEC 60947-5-1 type mirror contact 1 NC conforming to IEC 60947-4-1
Signalling circuit frequency	25...400 Hz
Minimum switching voltage	17 V for signalling circuit
Minimum switching current	5 mA for signalling circuit
Insulation resistance	> 10 MOhm for signalling circuit
Non-overlap time	1.5 ms on de-energisation between NC and NO contact 1.5 ms on energisation between NC and NO contact
Mounting support	Plate Rail

Environment

Standards	EN 60947-4-1 EN 60947-5-1 IEC 60947-4-1 IEC 60947-5-1 CSA C22.2 No 14 UL 60947-4-1 IEC 60335-2-40:Annex JJ UL 60335-2-40:Annex JJ IEC 60335-1:Clause 30.2
Product certifications	CCC CSA EAC UL KC DNV-GL LROS (Lloyds register of shipping) UKCA
IP degree of protection	IP20 front face conforming to IEC 60529
Climatic withstand	conforming to IACS E10 exposure to damp heat conforming to IEC 60947-1 Annex Q category D exposure to damp heat
Permissible ambient air temperature around the device	-40...60 °C 60...70 °C with derating
Operating altitude	0...3000 m
Fire resistance	850 °C conforming to IEC 60695-2-1
Flame retardance	V1 conforming to UL 94
Mechanical robustness	Vibrations contactor open (2 Gn, 5...300 Hz) Vibrations contactor closed (4 Gn, 5...300 Hz) Shocks contactor open (10 Gn for 11 ms) Shocks contactor closed (15 Gn for 11 ms)
Height	122 mm
Width	55 mm
Depth	120 mm
Net weight	0.992 kg

Packing Units

Unit Type of Package 1	PCE
Number of Units in Package 1	1
Package 1 Height	6.200 cm
Package 1 Width	13.600 cm
Package 1 Length	15.200 cm
Package 1 Weight	898.000 g
Unit Type of Package 2	S02
Number of Units in Package 2	10
Package 2 Height	15.000 cm
Package 2 Width	30.000 cm
Package 2 Length	40.000 cm
Package 2 Weight	9.254 kg
Unit Type of Package 3	P06
Number of Units in Package 3	160
Package 3 Height	75.000 cm
Package 3 Width	60.000 cm
Package 3 Length	80.000 cm
Package 3 Weight	156.064 kg

Logistical informations

Country of origin	FR
-------------------	----

Contractual warranty


Warranty (in months)	18
----------------------	----

Environmental Data


Schneider Electric aims to achieve Net Zero status by 2050 through supply chain partnerships, lower impact materials, and circularity via our ongoing “Use Better, Use Longer, Use Again” campaign to extend product lifetimes and recyclability.

[Environmental Data explained >](#)


[How we assess product sustainability >](#)

 Environmental footprint	
Total lifecycle Carbon footprint	26
Environmental Disclosure	Product Environmental Profile



Use Better

 Materials and Substances	
Packaging made with recycled cardboard	Yes
Packaging without single use plastic	Yes
EU RoHS Directive	Compliant with Exemptions
SCIP Number	9bb0b51e-73b5-4128-a86b-723dbbccfe86
REACH Regulation	REACH Declaration
Halogen-free status	Halogen free plastic parts & cables product

Use Longer

 Lifetime extension	
Repair	No

Use Again

 Repack and remanufacture	
End of life manual availability	End of Life Information
Take-back	No
WEEE Label	 The product must be disposed on European Union markets following specific waste collection and never end up in rubbish bins

Offer Marketing Illustration

Product benefits / Features



TeSys Deca Contactors

Range Accessories



Auxiliary contact block



Time delay auxiliary contact block



Mechanical interlock



Comb busbar



Assembling kits



Power connections



Contactor
Coil

Offer Marketing Illustration

Product benefits / Features



The image shows a TeSys Deca Contactor, model LC1D09, in a dark grey or black plastic housing. It features a green label with the 'TeSys' and 'Schneider Electric' logos. The terminal block on top has labels for 1, 2, 3, 4, 5, 6, 7, 8, 9, 10, 11, 12, 13, 14, 15, 16, 17, 18, 19, 20, 21, 22, 23, 24, 25, 26, 27, 28, 29, 30, 31, 32, 33, 34, 35, 36, 37, 38, 39, 40, 41, 42, 43, 44, 45, 46, 47, 48, 49, 50, 51, 52, 53, 54, 55, 56, 57, 58, 59, 60, 61, 62, 63, 64, 65, 66, 67, 68, 69, 70, 71, 72, 73, 74, 75, 76, 77, 78, 79, 80, 81, 82, 83, 84, 85, 86, 87, 88, 89, 90, 91, 92, 93, 94, 95, 96, 97, 98, 99, 100. The bottom terminal block has labels for 1, 2, 3, 4, 5, 6, 7, 8, 9, 10, 11, 12, 13, 14, 15, 16, 17, 18, 19, 20, 21, 22, 23, 24, 25, 26, 27, 28, 29, 30, 31, 32, 33, 34, 35, 36, 37, 38, 39, 40, 41, 42, 43, 44, 45, 46, 47, 48, 49, 50, 51, 52, 53, 54, 55, 56, 57, 58, 59, 60, 61, 62, 63, 64, 65, 66, 67, 68, 69, 70, 71, 72, 73, 74, 75, 76, 77, 78, 79, 80, 81, 82, 83, 84, 85, 86, 87, 88, 89, 90, 91, 92, 93, 94, 95, 96, 97, 98, 99, 100.

TeSys Deca Contactors

Technical Benefits

- Deca green delivers a consistent low consumption range of contactors from 9 A to 80 A.
- Covers control voltage from 24 to 250 V, with same coils for AC and DC.
- Designed to meet the requirements of industrial and HVAC applications
- With IEC60335-1 compliance, improved fire resistance, and dust-proof auxiliaries
- Suitable for safety applications thanks to mechanically linked contacts and mirror contacts
- Outstanding breaking/making capacity up to 20 In with PLC direct connection

Offer Marketing Illustration

Product benefits / Features

TeSys Deca

Contactors



Reliable

Multi-standard solutions, high reliability, long mechanical and electrical durability for different sizes, and the most complete accessories.



Energy efficiency

These electronic-coil contactors require up to 80 % less energy than electro-mechanical contactors.



Universal

Multi standards certified (IEC, UL, CSA, CCC, EAC, Marine), Green Premium compliant (RoHS/REACH).



Technical Illustration

Assembly's dimensions

