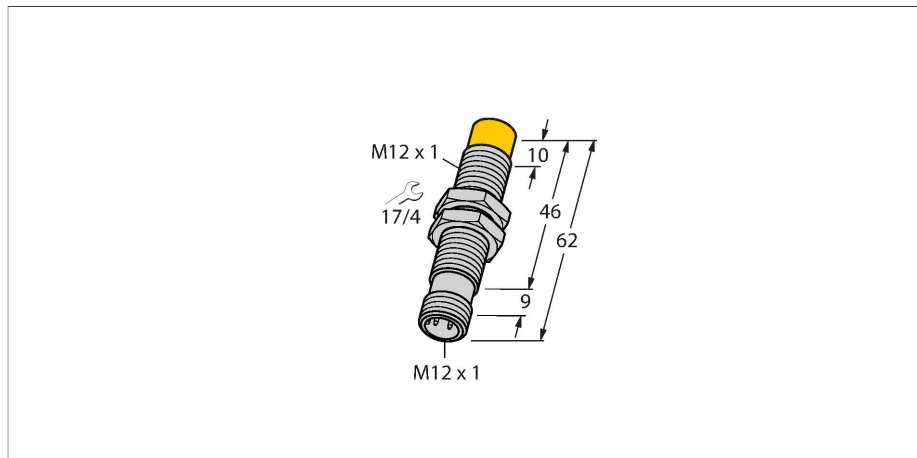


NI5-M12-LIU-H1141

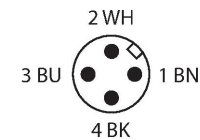
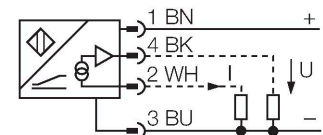
Inductive Sensor – With Analog Output



Features

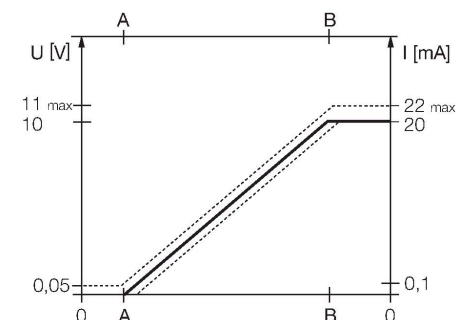
- M12 × 1 threaded barrel
- Chrome-plated brass
- 4-wire, 15...30 VDC
- Analog output
- 0...10 V and 0...20 mA
- M12 × 1 male connector

Wiring diagram



Functional principle

Inductive TURCK sensors with analog output accomplish simple control tasks. They provide a current, voltage or frequency signal proportional to the target's distance. The output signal is linear to the distance of the target over the entire sensing range.



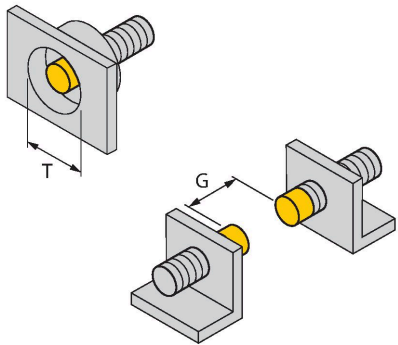
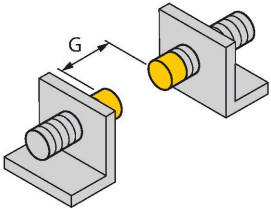
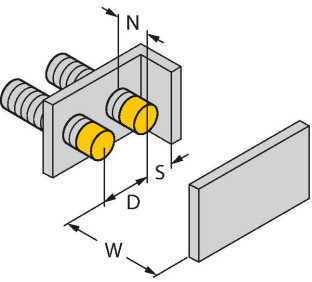
Technical data

Type	NI5-M12-LIU-H1141
ID	1535535
General data	
Measuring range	0.5...4 mm
Mounting conditions	Non-flush
Secured operating distance	$\leq (0.81 \times S_n)$ mm
Correction factors	St37 = 1; Al = 0.3; stainless steel = 0.7; Ms = 0.4
Repeatability	$\leq 1\%$ of measuring range A - B
	0.5 %, after warm-up 0.5 h
Reproducibility	$\leq 35 \mu\text{m}$
	$\leq 17.5 \mu\text{m}$, after a warm-up time of 0.5 h
Linearity deviation	$\leq 5\%$
Temperature drift	$\leq \pm 0.06\%$ /K
Electrical data	
Operating voltage	15...30 VDC
Residual ripple	$\leq 10\%$ U_{ss}
No-load current	8 mA
Isolation test voltage	≤ 0.5 kV
Short-circuit protection	yes
Wire breakage/Reverse polarity protection	no / Complete
Output function	4-wire, Analog output
Voltage output	0...10 V
Current output	0...20 mA
Load resistance voltage output	≥ 4.7 k Ω
Load resistance current output	≤ 0.4 k Ω
Measuring sequence frequency	100 Hz

Technical data

Mechanical data	
Design	Threaded barrel, M12 x 1
Dimensions	62 mm
Housing material	Metal, CuZn, Chrome-plated
Active area material	Plastic, PA12-GF30
Max. tightening torque of housing nut	10 Nm
Electrical connection	Connector, M12 x 1
Environmental conditions	
Ambient temperature	-25...+70 °C
Vibration resistance	55 Hz (1 mm)
Shock resistance	30 g (11 ms)
Protection class	IP67
MTTF	751 years acc. to SN 29500 (Ed. 99) 40 °C

Mounting instructions

Mounting instructions/Description		
	Distance D	36 mm
	Distance W	12 mm
	Distance T	3 x B
	Distance S	18 mm
	Distance G	24 mm
	Distance N	8 mm
Diameter active area B		Ø 12 mm

Accessories

QM-12

6945101

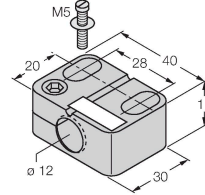
Quick-mount bracket with dead-stop; material: Chrome-plated brass. Male thread M16 × 1. Note: The switching distance of the proximity switches may change when using quick-mount brackets.



BST-12B

6947212

Mounting clamp for threaded barrel sensors, with dead-stop; material: PA6



MW-12

6945003

Mounting bracket for threaded barrel sensors; material: Stainless steel A2 1.4301 (AISI 304)



BSS-12

6901321

Mounting clamp for smooth and threaded barrel sensors; material: Polypropylene



Accessories

Dimension drawing

Type

ID

RKC4.4T-2/TEL

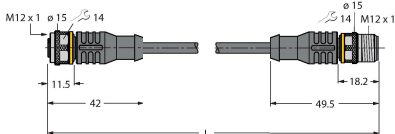
6625013

Connection cable, M12 female connector, straight, 4-pin, cable length: 2 m, jacket material: PVC, black; cULus approval

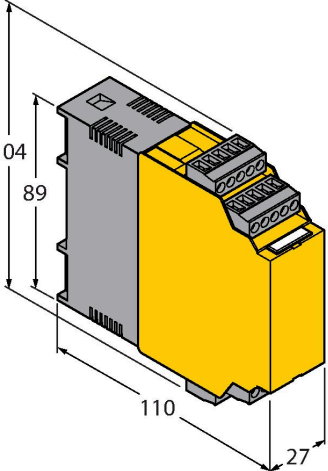


RKC4.301T-0.15-RSC4.334T/TXL 6631382

Extension cable, M12 female/male, straight, 4-pin, cable length: 0.15m, jacket material: PUR, black; cULus approval; Adapter cable for sensors with analog output on pin 2, for connection to analog inputs of fieldbus modules with 4-wire technology



Accessories

Dimension drawing	Type	ID	
	IM43-13-SR	7540041	<p>Trip amplifier; 1-channel; input 0/4... 20 mA or 0/2...10 V; supply of 2- or 3-wire transmitters/sensors; limit value adjustment via teach button; three relay outputs with one NO contact each; removable terminal blocks; 27 mm wide; universal voltage supply 20...250 VUC; further Limit value indicators are described in our "Interface Technology" catalog.</p>