

Atlas Copco Stationary Air Compressors

LE2, -3, -5, -7, -10, -15, -20

LF2, -3, -5, -7, -10

LT2, -3, -5, -7, -10/50Hz

LT15/60, -15-30, -15, -20, -20-30

Parts list

- Copyright 2004, Atlas Copco Airpower n.v., Antwerp, Belgium.
Any unauthorized use or copying of the contents or any part thereof is prohibited.
This applies in particular to trademarks, model denominations, part numbers and drawings.
- **Use only authorized parts.** Any damage or malfunction caused by the use of unauthorized parts is not covered by Warranty or Product Liability.

No. 2930 1401 00

Registration code : APC L / 39 / 991

2004-06

www.atlascopco.com

Atlas Copco

Contents
Inhoud
Innehåll
Inhaltsverzeichnis
Table des matières
Indice

Indice
Innholdsfortegnelse
Indice
Indholdsfortegnelse
Sisällysluettelo

LE2, -3, -5, -7, -10, -15, -20**LF15, -3, -5, -7, -10****LT2, -3, -5, -7, -10/50Hz**

Air inlet
Luchtinlaat
Luftintag
Lufteinlaß
Admission d'air
Entrada de aire
Presa d'aria
Luftinsug
Admissão de ar
Luftinnløp
Tuloilma
- LE/LT/LF2, -3, LF5, -7 **1**

- LE/LT5, -7, -10/50Hz **2**

Breather
Ontluchter
Utluftning
Entlüfter
Reniflard
Respiradero
Sfiatatoio
Udliftning
Respirador
Utluftning
Huohotin
- LE10/60Hz, LF10, LE15, -20 **3**

Crankcase
Karter
Vevhus
Kurbelgehäuse
Carter
Cárter
Alloggiamento albero a gomiti
Krumtaphus og lufttilgang
Carter
Veivhus
Kampikammio
- LE/LT2, -3, -5, -7, -10/50Hz **4**

- LE10/60Hz, -15, -20 **5**

- LF2, -3, -5, -7 **6**

- LF10 **7**

Cooling
Koeling
Kylning
Kühlung
Refroidissement
Refrigeración
Raffreddamento
Køling
Arrefecimento
Kjøling
Jäähdytys
- LE/LT2, -3, -5, -7, -10/50Hz, LF2, -3, -5, -7 **8**

- LE10/60Hz, LF10, LE15, -20 **9**

Piston
Zuiger
Kolb
Kolben
Piston
Pistón
Pistone
Stempel
Stempel
Émbolo
Mäntä **10**

Cylinders and valves
Cilinders en kleppen
Cylindrar och ventiler
Zylinder und Ventile
Cylindres et soupapes
Cilindros y válvulas
Cilindri e valvole
Cylindre og ventiler
Cilindros e válvulas
Sylindre og ventiler
Sylinterit ja venttiilit
- LE2, -3, -5, -7, -10/50Hz, LF2, -3, -5, -7 **11**

- LT2, -3, -5, -7, -10/50Hz **12**

- LE10/60Hz, LF10, LE15, -20 **13**

Cooler
Koeler
Kylare
Kühler
Refrroidisseur
Refrigerador
Refrigeratore
Kølere
Refrigerador
Kjøler
Jäähdyttimet
- LE2, -3, -5, -7, -10/50Hz, LF2, -3, -5 **14**

- LT2, -3, -5, -7, -10/50Hz, LF7 **15**

- LE10/60Hz, LF10, LE15, -20 **16**

Regulating system
Regelsysteem
Reglersystem
Regelsystem
Système de régulation
Sistema de regulación
Sistema di regolazione
Reguleringsystem
Sistema de regulação
Reguleringsssystem
Säätöjärjestelmä **17**

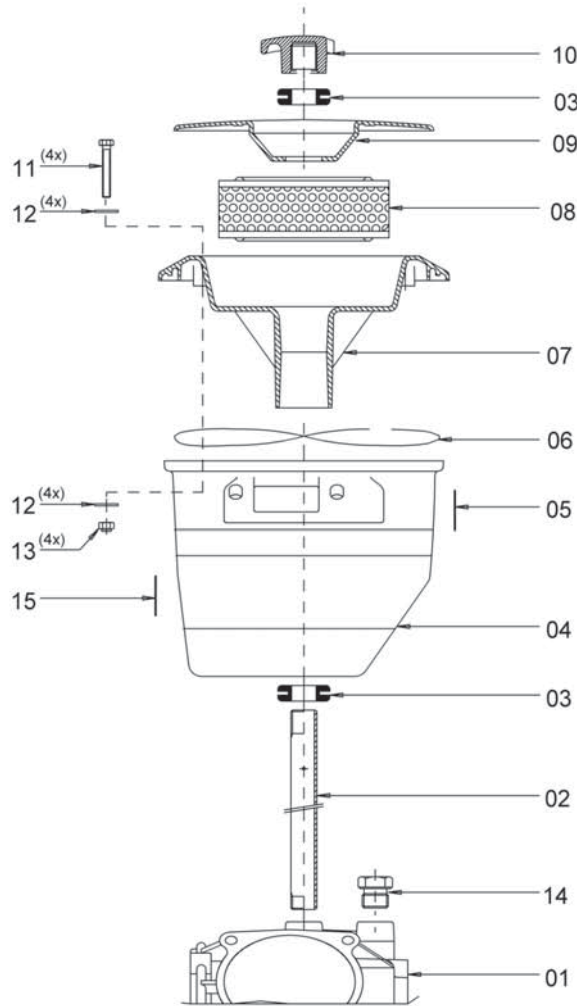
Check valve
Terugslagklep
Backventil
Rückschlagventil
Clapet anti-retour
Válvula de retención
Valvola di non-ritorno
Kontrollventil
Kontrolventil
Válvua anti retorno
Takaikkuventtiili **18**

Unloading valve		Trolley version	
Ontlastventiel		Versie op rolwagen	
Avlastningsventil		Vagnmonterat aggregat	
Entlastungsventil		Ausführung auf Fahrgestell	
Soupape de décharge		Version chariot	
Válvula de descarga		Versión sobre carretilla	
Valvola di messa a vuoto		Versione su carrello	
Avlastningsventil		Trolley model	
Aflastningsventil		Versão com rodas	
Válvula de alívio		Mobil enhet	
Kevennyssventtiili	19	Kärrymalli	31
		- Arrangement E	31
Start cubicle - Y/D		- Arrangement 2 - Petrol - LE/LF/LT2, -3, -5, -7,	32
Startkast - Y/D		LE/LF10/50Hz	32
Startskåp - Y/D		Pack	
Anlaßschrank - Y/D		Pack	
Armoire de démarrage - Y/D		Pack	
Cubículo de arranque - Y/D		Pack	
Armadio apparecch. di avviamento - stella/triangolo		Pack	
Starterskab - Y/D		Pack	
Cubiculo - Y/D		Pack	
Startskap - Y/D		Pack	
Käynnistinkotelo - Y/D	20	Pack	
		Pack	
Electrical components		Pack	
Elektrische onderdelen		Pack	
Elektriska detaljer		Pack	
Elektrische Komponenten		Pack	
Composants électriques		- Unsilenced	33
Componentes eléctricos		- D.O.L.	34
Componenti elettrici		- Star / delta - starter	35
Elektriske komponenter			
Componentos eléctricos		CD-Kit	
Elektriske komponenter		CD-Kit	
Sähköiset komponentit	21	CD-Kit	
		CD-Kit	
Power Pack		CD-Kit	
Power Pack		CD-Kit	
Power Pack		CD-Kit	
Power Pack		CD-Kit	
Power Pack		CD-Kit	
Power Pack		CD-Kit	
Gruppo di alimentazione		CD-Kit	
Power Pack		CD-Kit	
Unidade "Power Pack"		CD-Kit	
Power Pack		CD-Kit	
Power Pack-malli		- LE/LF2, -3, LT5	36
- LE/LT2, -3, -5, LF2, -3	22	- LE5, -10/50Hz, -15, -20, LT10/50Hz, LF5, -7	37
- LE/LT7, -10/50Hz, LF5, -7	23	- LE10/60Hz, -15, -20, LF10	38
- LE10/60Hz, -15, -20, LF10	24		
- Arrangement 2 - Petrol	25	Heavy duty filter	
		Filter, hoge prestatie	
full Feature		Högeffektfilter	
full Feature		Hochleistungsfilter	
full Feature		Filtre hautement performants	
full Feature		Filtro para trabajo pesado	
full Feature		Filtro per servizio pesante	
full Feature		Heavy duty filtre	
full Feature		Filtro para trabalho pesado	
full Feature		Heavy-duty filtre	
full Feature		Suurtehosuodattimet	
full Feature		- LE/LT2, -3, -5, -7, -10/50Hz, LF2, -3, -5, -7	39
full Feature		- LE10/60Hz, -15, -20, LF10	40
Horizontal - 120l - D.O.L. for LE/LF/LT2, -3, -5	26		
Horizontal - 250l/475l - D.O.L. for LE/LT5, -7, -10/50Hz, LF5, -7	27	Service kits	
Horizontal - 250l/475l - Star/delta-starter for LE/LT5, -7, -10/50Hz, -15, -20, LF5, -7, -10	28	Service kits	
Vertical - 250l for LE/LF/LT2, -3, -5	29	Service kits	
Silent hood	30	Service Kits	
		Service kits	
		Service kits	
		Kit per la manutenzione	
		Service kits	
		Conjuntos de reparação	
		Servicesett	
		Huoltotarvikesarjat	41

LT15/60, -15-30, -15, -20, -20-30

Crankcase and air inlet Karter en luchtinlaat Vevhus och luftintag Kurbelgehäuse und Lufteinlaß Carter et admission d'air Cárter y entrada de aire Alloggiamento albero a gomiti e presa d'aria Krumtaphus og lufttilgang og luftindsug Carter eadmissão de ar Veivhus og luftinnløp Kampikammio ja tuloilma	42	Full Feature (Pack version included) Full Feature Full Feature Full Feature Full Feature Full Feature Full Feature Full Feature Full Feature Full Feature Full Feature	
Crank assembly Krukas en drijfstangen Vevenhet Kurbeltrieb Embiellage Conjunto cigüeñal Gruppo albero a gomiti Krumtapsamling Conjunto de manivelas Veivenhet Kampiakselisarja	43	- Horizontal - 250I/475I - Star/delta-starter	47
Cylinders and valves Cilinders en kleppen Cylindrar och ventiler Zylinder und Ventile Cylindres et soupapes Cilindros y válvulas Cilindri e valvole Cylindre og ventiler Cilindros e válvulas Sylindre og ventiler Sylinterit ja venttiilit	44	Silencing hood Geluiddempende kap Ljuddämpande kåpa Schalldämmhaube Capot insonorisant Cubierta silenciadora Cuffia silenziatrice Lyddæmperkappe Canópia insonorizada Lyddempende deksel Äänenvaimennuskotelot	48
Cooling and pulsation damper Koeling en pulsatedemper Kkylning och pulsationsdämpare Kühlung und Pulsationsdämpfer Refrroidissement et amortisseur de pulsations Refrigeración y amortiguador de pulsaciones Raffreddamento e smorzatore di pulsazioni Køling og pulsationsdæmper Arrefecimento e amortecedor de pulsações Kjøling og trykksvingningsdemper Jäähdytys ja sykkeenvaimennin	45	Unloading valve Ontlastventiel Avlastningsventil Entlastungsventil Soupape de décharge Válvula de descarga Valvola di messa a vuoto Avlastingsventil Aflastningsventil Válvula de alivio Kevennysventtiili	see 19
Drive arrangement E Aandrijfuitvoering E Drivarrangemang E Antriebsanordnung E Entrainement, disp. E Accionamiento, disp. E Azionamento, disposizione (E) Arrangement E Accionamento, disposição E Drivarrangement E Rakenne E	46	Automatic air receiver drain Automatische aftap, luchtketel Automatisk luftbehållaravtappning Automatischer Luftbehälterablaß Purge automatique du réservoir d'air Purga automática del depósito de aire Scarico automatico condensa del serbatoio dell'aria Automatisk dræn t. luftbeholder Dreno automático do reservatório Automatisk avtapping av luftbeholder Ilmasäiliön automaattinen lauhteenpoisto	49
Start cubicle - Y/D Startkast - Y/D Startskåp - Y/D Anlaßschrank - Y/D Armoire de démarrage - Y/D Cubículo de arranque - Y/D Armadio apparecch. di avviamento - stella/triangolo Starterskab - Y/D Cubículo - Y/D Startskap - Y/D Käynnistinkotelo - Y/D	see 20	LT- intercooler drain LT-tussenkoeleraftpleiding LT-mellankylareavtappning ZwischenkühlerAblaß LT Système de vidange du refroidisseur intermédiaire LT Sistema de drenaje del refrigerador intermedio LT Sistema di scarico della refrigeratore intermedio LT Drænsystem, mellemkøler LT Sistema de drenagem de condensados di arrefecedor intermédio LT Avtappingssystem, mellomkjøler Lauhteenpoistojärjestelmä, välijäähdytin	50
Electrical components Elektrische onderdelen Elektriska detaljer Elektrische Komponenten Composants électriques Componentes eléctricos Componenti elettric Elektriske komponenter Componentos eléctricos Elektriske komponenter Sähköiset komponentit	see 21	Heavy duty filter Filter, hoge prestatie Högeffektfilter Hochleistungsfilter Filtre hautement performants Filtro para trabajo pesado Filtro per servizio pesante Heavy duty filtre Filtro para trabalho pesado Heavy-duty filtre Suurtehosuodattimet	51
		Service kits Service kits Service kits Service Kits Service kits Service kits Kit per la manutenzione Service kits Conjuntos de reparação Servicesett Huoltotarvikesarjat	52

Air inlet - LE/LT/LF2, -3, LF5, -7

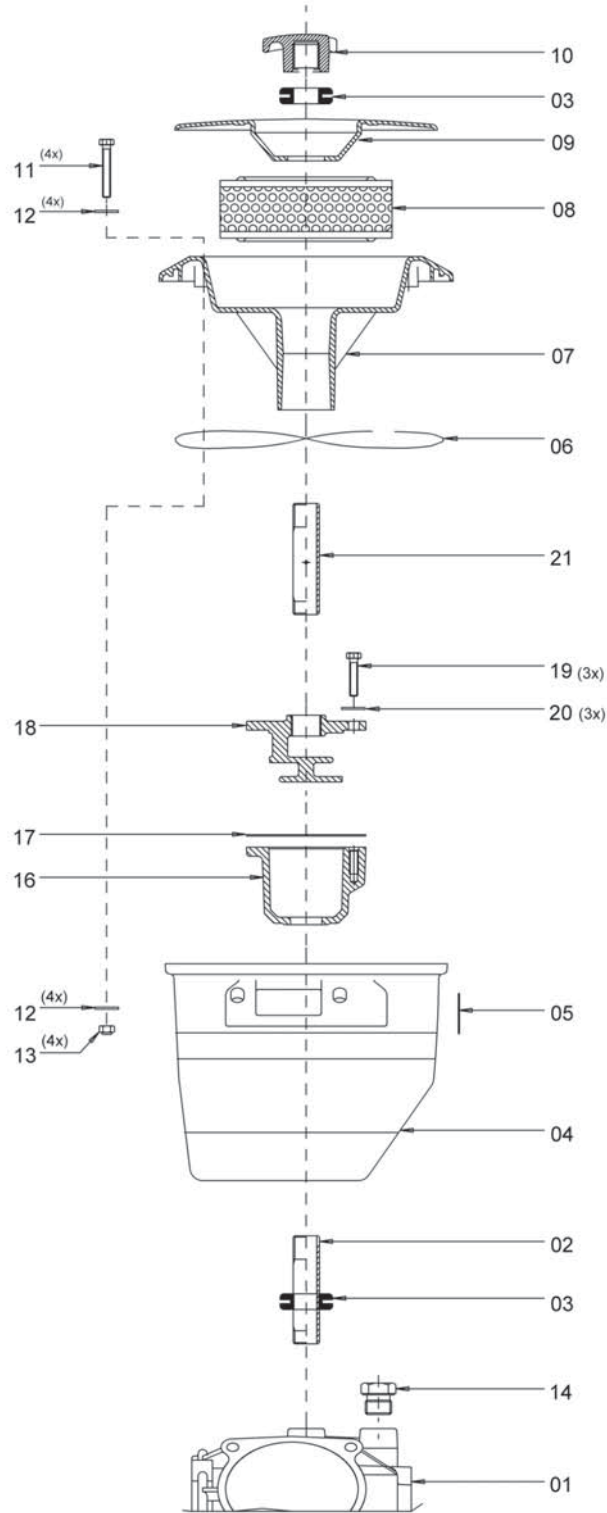


60649_02

60649_02

Ref.	Part number	Qty	Name	Remarks	Ref.	Part number	Qty	Name	Remarks
01	<<<<>>>>	1	Crankcase		08	1503 0189 00	1	Airfilter	
02		1	Pipe		09	1503 2461 00	1	Cover	
	1503 2952 00		LE/LT/LF2, -3		10	1503 0192 01	1	Cover	
	1503 2951 00		LF5, -7		11	0147 1250 03	4	Bolt	
03	1503 0234 00	2	Seal		12	0301 2321 00	8	Washer	
04	1503 2857 00	1	Inlet silencer		13	0291 1108 00	4	Lock nut	
05		1	Label		14		1	Plug	
	1503 2955 01		LE/LT/LF2, -3			1503 2976 01		LE/LT/LF2, -3	
	1503 2955 02		LF5, -7			1503 2976 02		LF5, -7	
06	1503 2467 00	AR	O-ring cord		15		1	Label	
07	1503 2464 00	1	Filter housing			1503 3119 00		LF	
		1	Filter kit						
	1503 6143 60		LE/LT/LF2, -3						
	1503 6129 60		LF5, -7						

2



60650_02

Air inlet - LE/LT5, -7, -10/50Hz

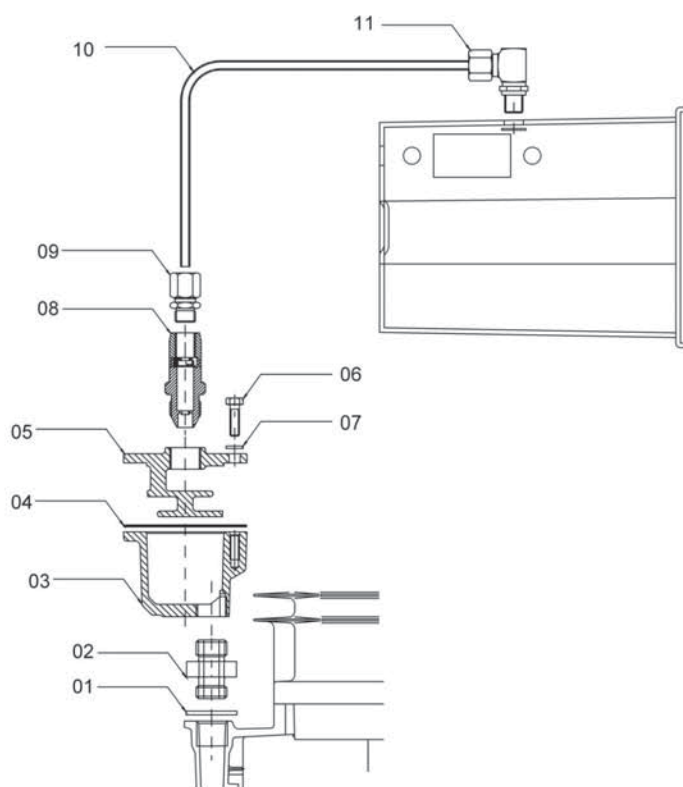
Ref.	Part number	Qty	Name	Remarks	Ref.	Part number	Qty	Name	Remarks
01	<<<>>>	1	Crankcase		10	1503 0192 01	1	Cover	
02		1	Pipe		11	0147 1250 03	4	Bolt	
	1503 2968 01		LE/LT5		12	0301 2321 00	8	Washer	
	1503 2967 01		LE/LT7, -10/50Hz		13	0291 1108 00	4	Lock nut	
03	1503 0234 00	2	Seal		14	1503 2976 02	1	Plug	
04	1503 2857 00	1	Inlet silencer		16	1503 1127 02	1	Housing	
05	1503 2955 02	1	Label		17	1503 1153 00	1	Gasket	
06	1503 2467 00	AR	O-ring cord		18	1503 1128 00	1	Insert	
07	1503 2464 01	1	Filter housing		19	0147 1247 03	3	Bolt	
	1503 6129 60	1	Filter kit		20	0301 2321 00	3	Washer	
08	1503 0189 00	• 1	Airfilter		21	1503 2966 00	1	Pipe	
		• 1	Muffler element1)						
	<<<>>>		LE/LT5						
09	1503 2461 00	1	Cover						

1) See / Zie / Se / Siehe / Voir / Véase / Vedere / Se / Ver / Se / Katso

Regulating system

3

Breather - LE10/60Hz, LF10, LE15, -20

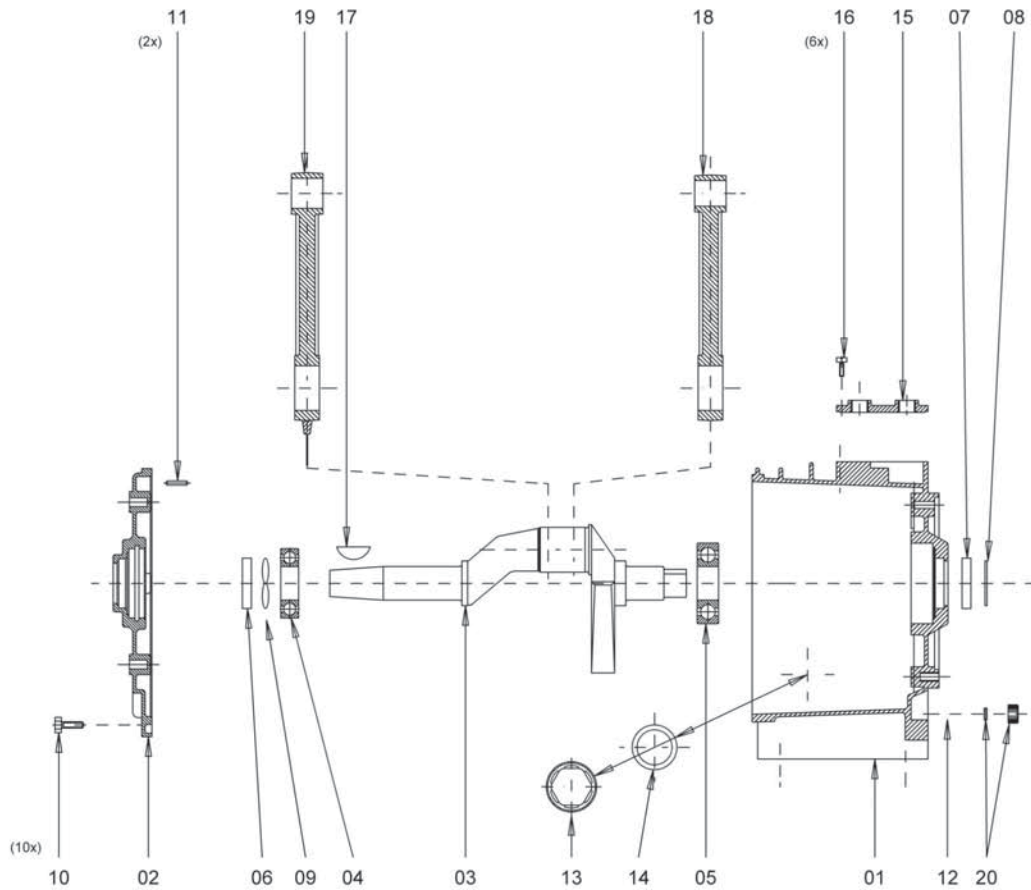


60663_02

60663_02

Ref.	Part number	Qty	Name	Remarks	Ref.	Part number	Qty	Name	Remarks
01	0653 9098 00	1	Flat gasket		07	0301 2321 00	1	Washer	
02	1503 3145 00	1	Nipple		08	1503 0208 82	1	Ventilation valve	
03	1503 1127 01	1	Housing		09	0581 0001 02	1	Pipe coupling	
04	1503 1153 00	1	Gasket		10	0070 6002 03	AR	Tube	
05	1503 1128 00	1	Insert		11	0581 2024 36	1	Pipe coupling	
06	0147 1247 03	1	Hexagon bolt						

Crankcase - LE/LT2, -3, -5, -7, -10/50Hz



60686_16

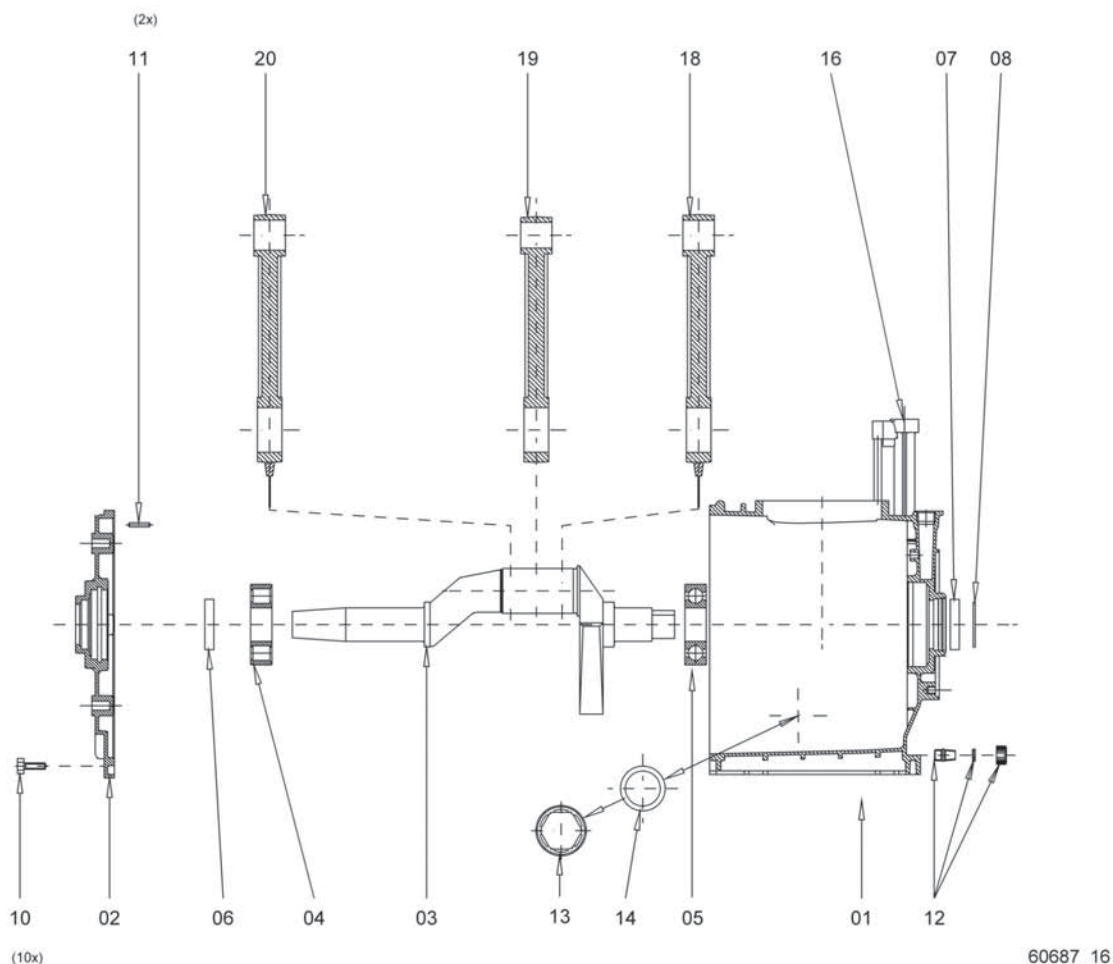
60686_16

Ref.	Part number	Qty	Name	Remarks	Ref.	Part number	Qty	Name	Remarks
01		1	Crankcase	1)	09	2801 1464 30	1	O-ring	
02		1	Bearing housing		10	2806 1378 30	10	Bolt	
	1503 2912 00		LE/LT2, -3, -5		11	2806 5912 11	2	Dowel pin	
	1503 2913 00		LE/LT7, -10/50Hz		12	2801 8544 00	1	Nipple	
03		1	Crankshaft	1)	13	1503 2948 00	1	Sight glass	
04		1	Bearing		14	2801 1206 00	1	Gasket	
	0502 2106 00		LE/LT2, -3, -5		15	1503 2950 00	10	Breather flange	
	0502 2107 00		LE/LT7, -10/50Hz		16	2806 1365 20	6	Bolt	
05		1	Bearing		17	2806 6000 13	1	Woodruff key	
	0502 3106 00		LE/LT2, -3, -5		18		1	Connecting rod, L	1)
	0502 3108 00		LE/LT7, -10/50Hz		19		1	Connecting rod, R	1)
06		1	Seal		20	2801 9086 00	1	Oil plug set	
	2807 1923 02		LE/LT2, -3, -5						
	2807 1923 55		LE/LT7, -10/50Hz						
07		1	Seal						
	2807 1923 02		LE/LT2, -3, -5						
	2807 1924 05		LE/LT7, -10/50Hz						
08		1	Retainer						
	2801 2405 70		LE/LT2, -3, -5						
	2801 1486 00		LE/LT7, -10/50Hz						

1) Part of / Deel van / Del av / Teil von / Pièce détachée de /
 Parte de / Parte di / Del af / Parte de / Del av / Osa /
Crankcase assy kit

5

Crankcase - LE/LT10/60Hz, LE15, -20

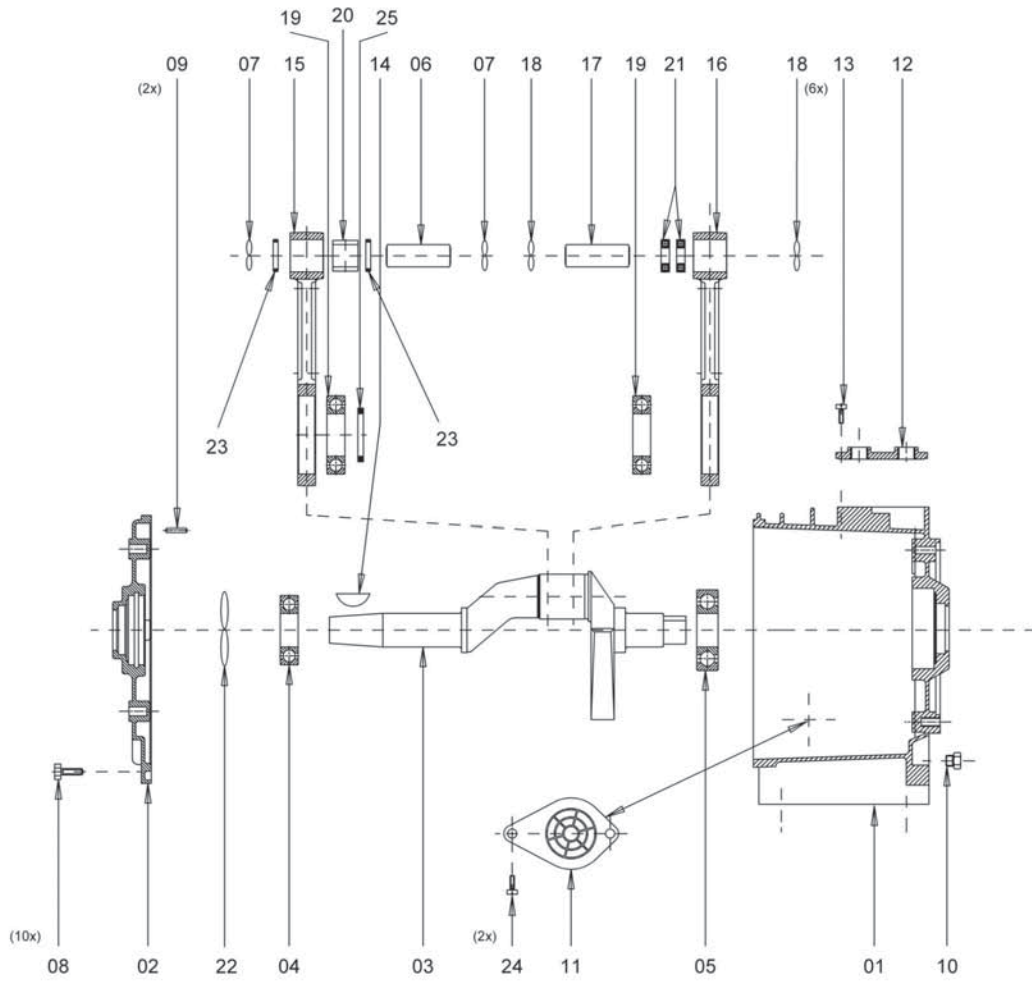


60687_16

Ref.	Part number	Qty	Name	Remarks	Ref.	Part number	Qty	Name	Remarks
01		1	Crankcase	1)	12	2801 9086 00	1	Oil plug set	
02	1503 2913 00	1	Bearing housing		13	1503 2948 00	1	Sight glass	
03		1	Crankshaft	1)	14	2801 1206 00	1	Gasket	
04	2807 1523 50	1	Bearing		16	1503 3156 00	1	Oil filling pipe	
05	2807 1125 00	1	Bearing		18		1	Connecting rod, L	1)
06	2807 1923 55	1	Seal		19		1	Connecting rod, C	1)
07	2807 1924 05	1	Seal		20		1	Connecting rod, R	1)
08	2801 1486 00	1	Retainer						
10	2806 1378 30	10	Bolt						
11	2806 5912 11	2	Dowel pin						

1) Part of / Deel van / Del av / Teil von / Pièce détachée de /
 Parte de / Parte di / Del af / Parte de / Del av / Osa /
Crankcase assy kit

Crankcase - LF2, -3, -5, -7



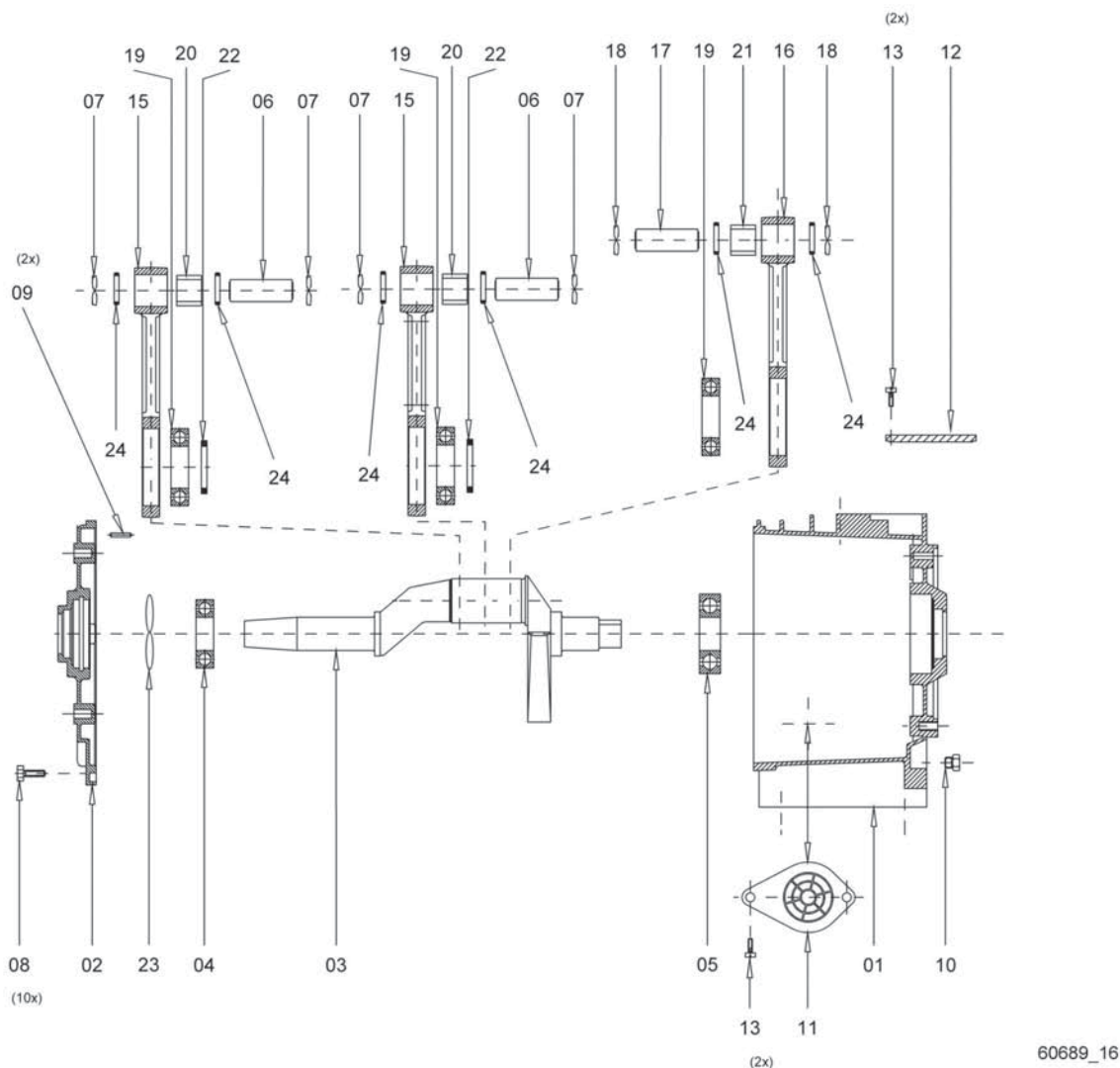
60688_16

60688_16

Ref.	Part number	Qty	Name	Remarks	Ref.	Part number	Qty	Name	Remarks
01		1	Crankcase	1)	18	<<< >>>	2	O-ring	2)
02		1	Bearing housing		19		1	Bearing	1)
	1503 2912 00		LF2, -3		20		1	Needle bearing	
	1503 2913 00		LF5, -7			2801 1368 50		LF2, -3	
03		1	Crankshaft	1)		2801 1368 31		LF5, -7	
04		1	Bearing		21		1	Needle bearing	
	2801 1458 10		LF2, -3			2801 1368 50		LF2, -3	
	2801 1448 30		LF5, -7			2801 1368 31		LF5	
05		1	Bearing			2801 1366 60		LF7	
	2801 1356 50		LF2, -3		22		1	Cord	
	28011456 60		LF5, -7			2806 6300 62		LF2, -3	
06	<<< >>>	1	Gudgeon pin	2)		2801 4726 90		LF5, -7	
07	<<< >>>	2	O-ring	2)	23			Oil seal	
08	2806 1378 30	10	Bolt			2807 1910 00	2	LF2, -3	
09	2806 5912 11	2	Dowel pin			2807 1910 00	1	LF5, -7	
10	2806 6755 03	1	Plug		24	2806 2353 04	2	Tapping screw	
11	2801 3486 90	1	Breather plate		25		1	Bearing liner	
12	1503 2950 00	1	Breather flange			2801 4806 50		LF2, -3	
13	2806 1365 20	8	Bolt			2807 1924 05		LF5, -7	
14		1	Woodruff key		1) Part of / Deel van / Del av / Teil von / Pièce détachée de / Parte de / Parte di / Del af / Parte de / Del av / Osa /				
	2806 6000 13		LF2, -3		Crankcase assy kit				
	2806 6000 16		LF5, -7		2) See / Zie / Se / Siehe / Voir / Véase / Vedere / Se / Ver / Se / Katso				
15		1	Connecting rod, L	1)	Piston				
16		1	Connecting rod, R	1)					
17	<<< >>>	1	Gudgeon pin	2)					

7

Crankcase - LF10



60689_16

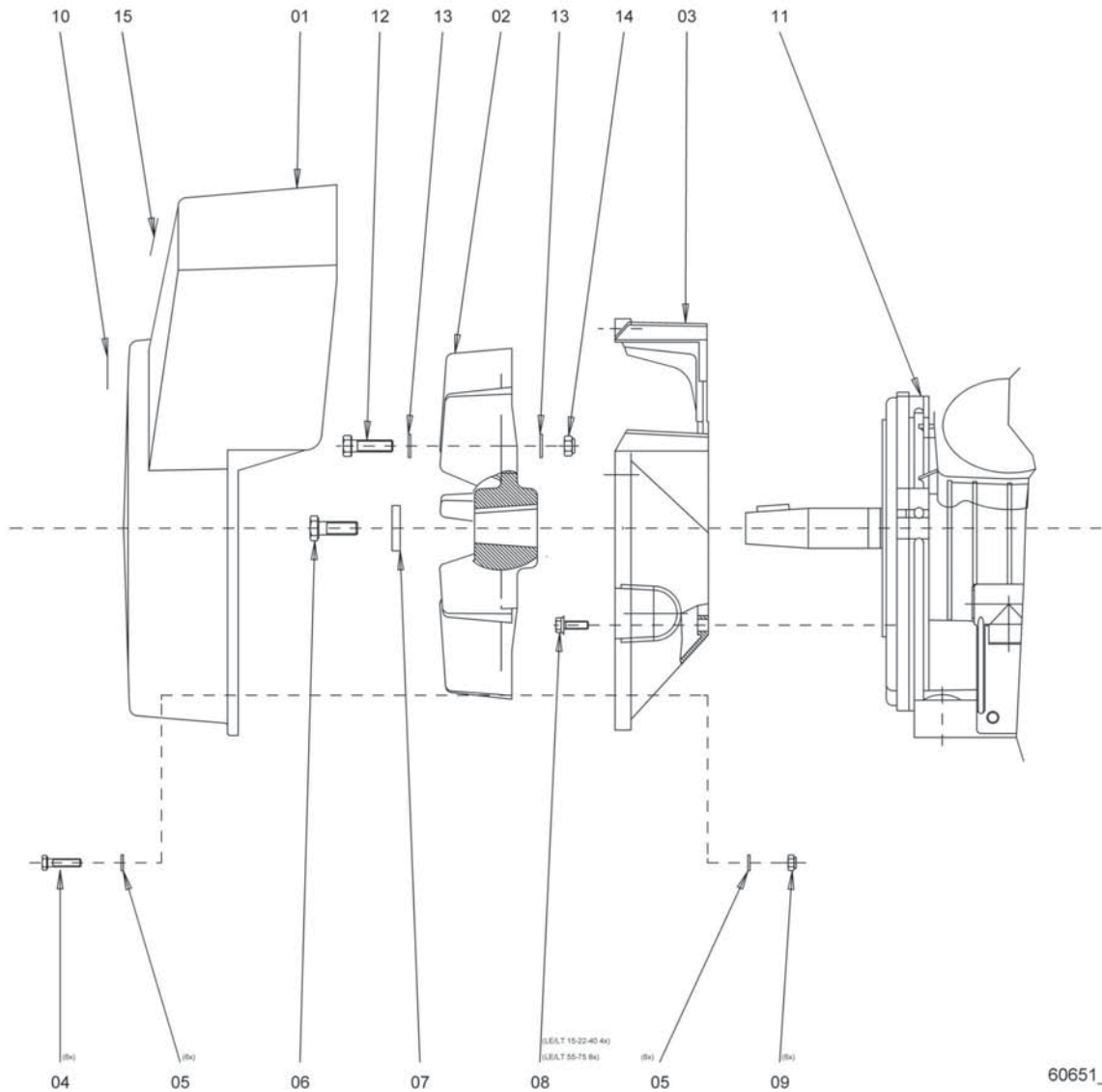
60689_16

Ref.	Part number	Qty	Name	Remarks	Ref.	Part number	Qty	Name	Remarks
01		1	Crankcase	1)	16		1	Connecting rod, R	1)
02	1503 2913 00	1	Bearing housing		17	<<< >>>	1	Gudgeon pin	2)
03		1	Crankshaft	1)	18	<<< >>>	2	O-ring	2)
04	2801 1448 30	1	Bearing		19	<<< >>>	2	Bearing	2)
05	2801 1326 91	1	Bearing		20	2801 1368 31	2	Needle bearing	
06	<<< >>>	2	Gudgeon pin	2)	21	2801 1756 80	1	Needle bearing	
07	<<< >>>	4	O-ring	2)	22	2814 4726 90	2	Bearing liner	
08	2806 1378 30	10	Bolt		23	2801 1464 30	1	O-ring	
09	2806 5912 11	2	Dowel pin		24	2807 1910 00	6	Oil seal	
10	2806 6755 03	1	Plug						
11	2801 3486 90	1	Breather plate						
12	2801 1106 70	1	Cover						
13	2806 1315 08	4	Bolt						
15		2	Connecting rod, L	1)					

1) Part of / Deel van / Del av / Teil von / Pièce détachée de /
 Parte de / Parte di / Del af / Parte de / Del av / Osa /
Crankcase assy kit

2) See / Zie / Se / Siehe / Voir / Véase / Vedere / Se / Ver / Se /
 / Katso
Piston

Cooling - LE/LT2, -3, -5, -7, -10/50Hz, LF2, -3, -5, -7

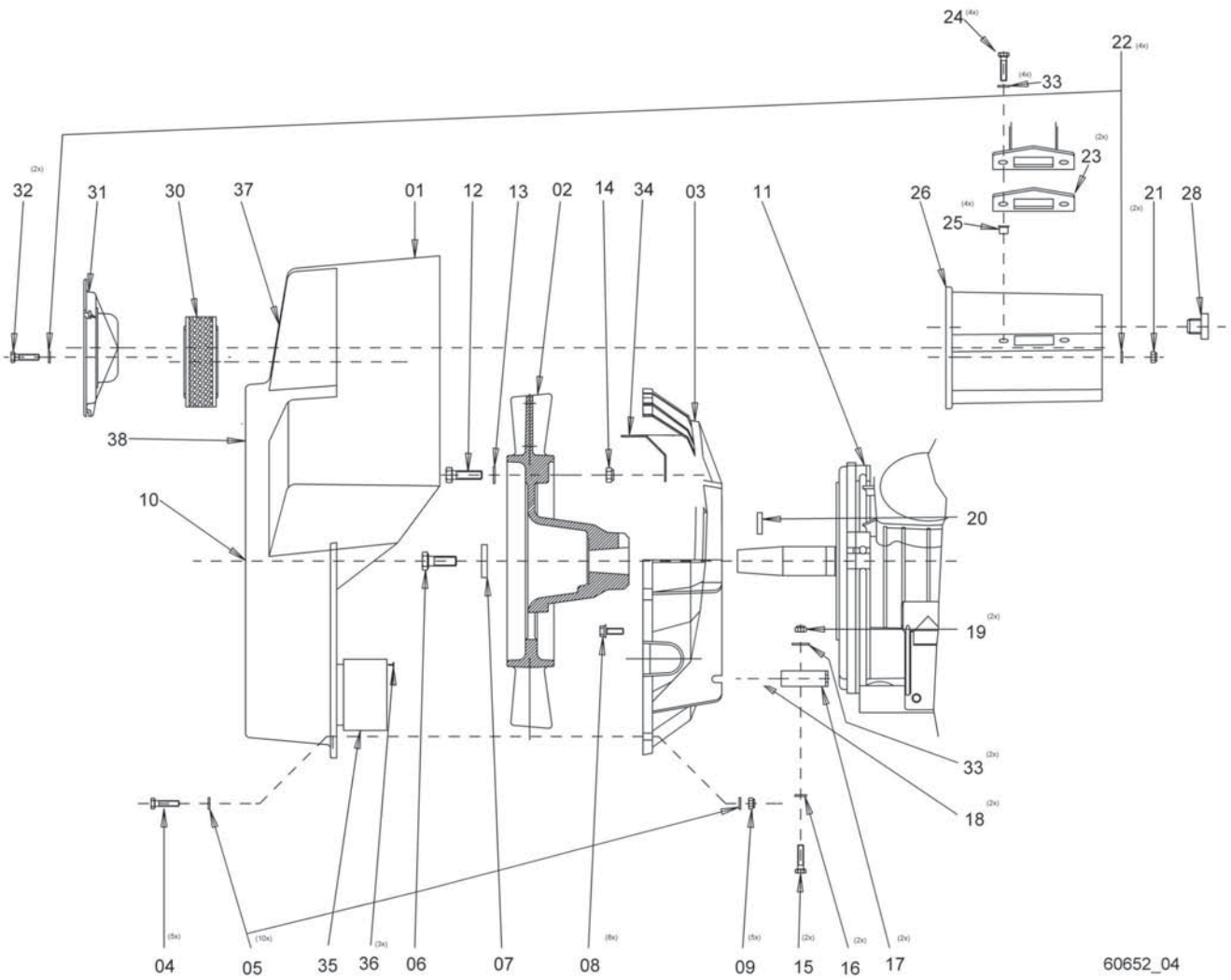


60651_04

60651_04

Ref.	Part number	Qty	Name	Remarks	Ref.	Part number	Qty	Name	Remarks
01	1503 2893 00 1503 2892 00	1	Fan housing LE/LT2, -3, -5, LF2, -3 LE/LT7, -10/50Hz, LF5, -7		10	1503 2322 00	1	Label	
02	1503 2869 00 1503 2868 00	1	Fan LE/LT2, -3, -5, LF2, -3 LE/LT7, -10/50Hz, LF5, -7		11	<<<< >>>>	1	Crankcase	
03	1503 2859 00 1503 2860 00	1	Housing LE/LT2, -3, -5, LF2, -3 LE/LT7, -10/50Hz, LF5, -7		12	0147 1326 03	1	Bolt	
04	0147 1249 03	6	Bolt			0147 1326 03		LE/LT5, LT10-15	
05	0301 2321 00	6	Washer			0147 1326 03		LF2, -3, -5	
06	0147 1363 03	1	Bolt			0147 1329 03		LF7	
07	1503 3033 00	1	Washer		13	0300 8019 00	2	Washer	
08	0226 0300 43	4	Taptite bolt			0300 0274 94	1	LE/LT5, LT10-15	
09	0291 1108 00	1	Lock nut			0301 2344 00	1	LF2, -3	
						0300 8019 00	1	LF5	
						0303 1274 01	1	LF5	
						0303 1274 01	4	LF7	
					14	0291 1110 00	1	Lock nut	
						0291 1110 00		LE/LT5, LT10-15	
						0291 1110 00		LF2, -3, -5, -7	
					15	1503 3119 00	1	Label	
								LF	

9



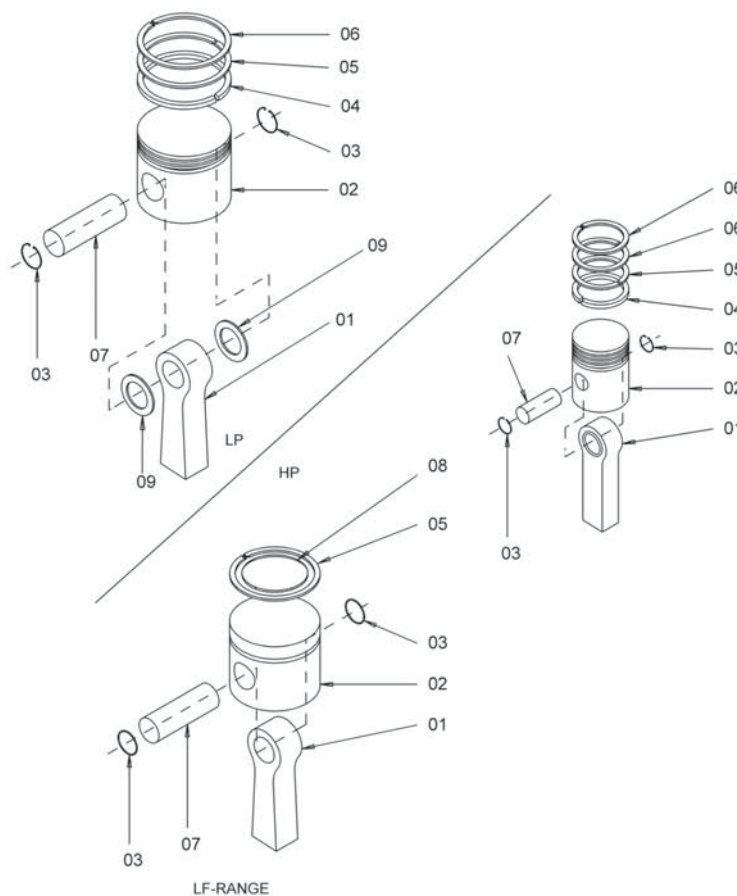
60652_04

Cooling - LE/LT10/60Hz, LF10, LE/LT15, -20

Ref.	Part number	Qty	Name	Remarks	Ref.	Part number	Qty	Name	Remarks
01	1503 3125 80	1	Fan housing		17	1503 3140 00	2	Bracket	
	1503 3125 81		LE/LT10/60Hz, LE15, -20		18	0226 0301 00	2	Tapping screw	
02		1	Fan		19	0291 1110 00	2	Locknut	
	1503 3135 00		Counter Clock Wise-rotation		20	0108 1324 00	1	Pin	
	1503 3135 01		Clock Wise-rotation		21	0291 1108 00	2	Locknut	
03	1503 3124 00	1	Fancowl		22	0301 2321 00	4	Washer	
04	0147 1249 03	5	Bolt		23	1503 2953 00	2	Gasket	
05	0301 2321 00	10	Washer		24	0147 1326 03	4	Bolt	
06	0147 1364 03	1	Bolt		25	0298 1000 24	4	Blind rivet nut	
07	1503 3033 00	1	Washer		26	1503 3128 00	1	Air inlet	
08	0226 0300 43	8	Taptite bolt		27	1619 7252 02	AR	Sealing strip	
09	0291 1108 00	5	Lock nut		28	1088 0801 11	1	Grommet	
10	1503 2322 00	1	Label		29	1619 5562 00	AR	Seal	
11	<<<>>>	1	Crankcase			1503 6130 60	1	Filter kit	
12			Bolt		30	1503 0190 00	• 1	Filter element	
	0147 1366 03	1	LE20		31		• 1	Cover	
	0147 1367 03	2	LF10-10			1503 3137 00		LE/LT10/60Hz, LE15, -20	
13		1	Washer			1503 3137 01		LF10-10	
	0301 2344 00		LE20		32	0147 1249 03	2	Bolt	
14			Lock nut		33	0301 2335 00	4	Washer	
	0291 1111 00	1	LE20		34	1503 2890 00	1	Bracket	
	0291 1111 00	4	LF10-10		35	1503 2891 00	2	Bracket	
15	0147 1323 03	2	Bolt		36	0129 3175 00	3	Rivet	
16	0300 8019 00	2	Washer		37		1	Label	
						1503 3119 00		LF10	
					38	1079 9909 55	1	Rotation label	

10

Piston



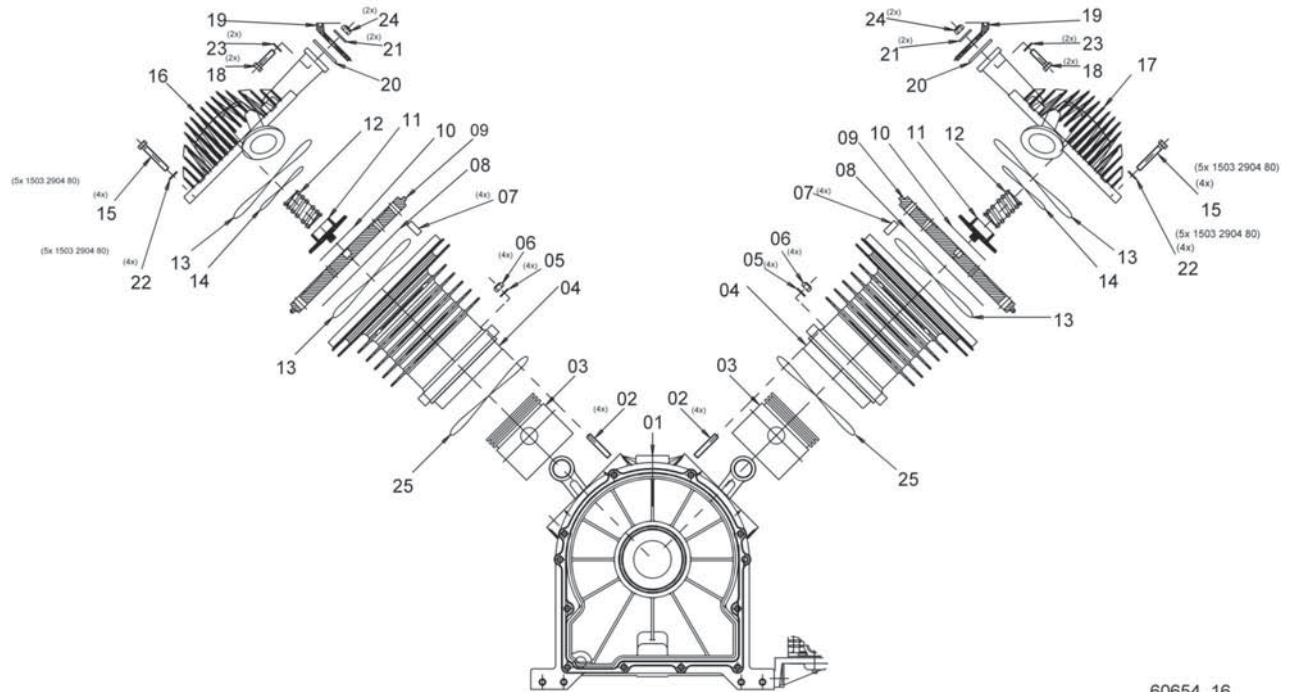
60653_00

60653_00

Ref.	Part number	Qty	Name	Remarks	Ref.	Part number	Qty	Name	Remarks
LE									
01	<<<>>>	1	Connecting rod	1)	08	1503 3085 80	1	LF7 Snow Spring	2)3)
02		1	Piston	2)	LT				
03	0335 2125 00	2	Circlip	4)	01	<<<>>>	1	Connecting rod	1)
04		1	Scraper ring	3)	02		1	Piston	2)
05		1	Compression ring	3)	03		2	LT(LP)	4)
06		1	Compression ring	3)		0335 2125 00	2	LT(LP)	
07		1	Gudgeon pin	2)		0335 2128 00	2	LT(HP)	
	1503 3022 00		LE2, -3, -10/60Hz(HP), -15, -20		04		1	Scraper ring	3)
	1503 3021 00		LE5, -7, -10/50Hz, -10/60Hz(LP), -15, -20		05		1	Compression ring	3)
09		2	Spacer		06		1	Compression ring	3)
	1503 3143 00		LE5				2	LT(LP)	
							2	LT(HP)	
					07		1	Gudgeon pin	2)
LF						1503 3022 00		LT2(LP), -3(LP)	
01	<<<>>>	1	Connecting rod	1)		1503 3021 00		LT5(LP), -7(LP), -10(LP)	
02		1	Piston	2)		1503 3023 00		LT(HP)	
03		2	Plug / O-ring	4)	09		2	Spacer	
	2235 3547 02		LF2, -3, -5, -7, -10			1503 3143 00		LT5	
	2806 6330 23		LF2-, -3-, -5-, -7(LP), -10 Snow						
	0663 2108 36		LF7(HP) Snow						
05			Compression ring	3)					
07		1	Gudgeon pin	2)					
	1503 3183 00		LF2, -3, -10(HP)						
	1503 3184 00		LF5, -7, -10(LP)						
	1503 3083 80		LF3 Snow						
	1503 3084 80		LF5 Snow						

- 1) See / Zie / Se / Siehe / Voir / Vêase / Vedere / Se / Ver / Se / Katso
- Crankcase**
- 2-4) Part of / Deel van / Del av / Teil von / Pièce détachée de / Parte de / Parte di / Del af / Parte de / Del av / Osa /
- 2) **Piston / Cylinder head ass'y**
- 3) **Piston ring kit**
- 4) **Piston + Rings + Cylinder kit**

Cylinders and valves - LE2, -3, -5, -7, -10/50Hz, LF2, -3, -5, -7



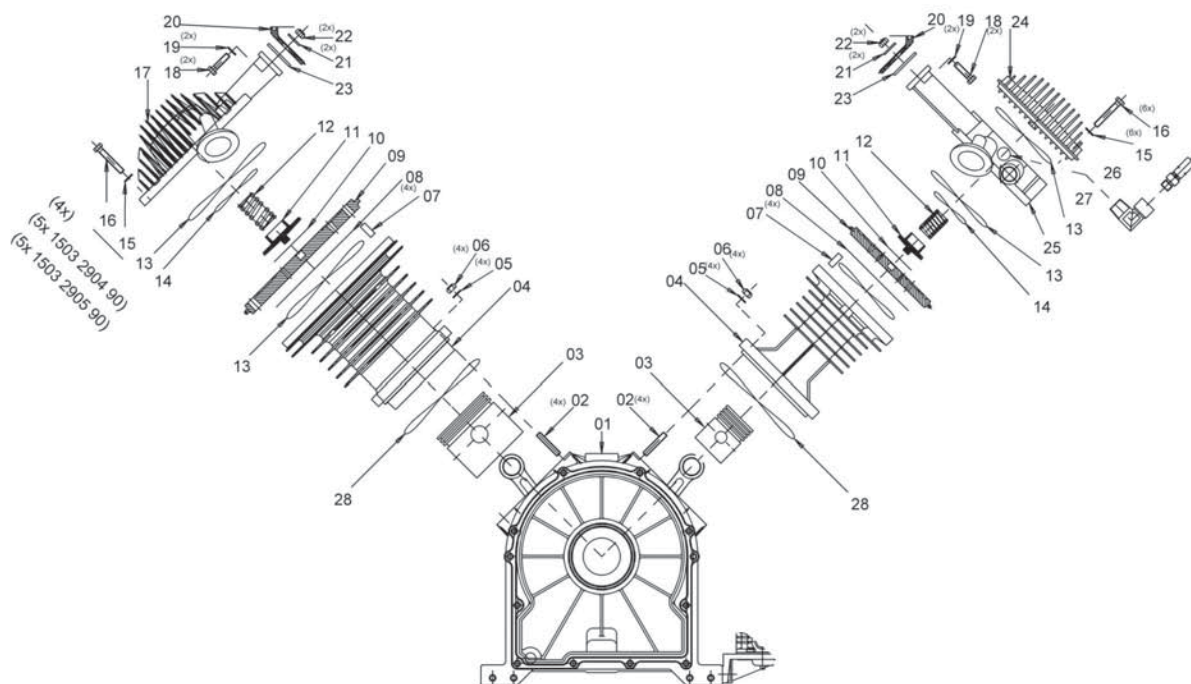
60654_16

60654_16

Ref.	Part number	Qty	Name	Remarks	Ref.	Part number	Qty	Name	Remarks
01	<<<>>>	1	Crankcase		16		1	Head LLP	2)
02		8	Screwed stud			1503 2872 00		LE2, -3, -5, LF2, -3	
	0246 1956 20		LE2, -3, -5, LF2, -3			1503 2874 00		LE7, -10/50Hz, LF5, -7	
	0246 1956 21		LE7, -10/50Hz, LF5, -7		17		1	Head RLP	2)
03	<<<>>>	1	Piston	1)2)		1503 2873 00		LE2, -3, -5, LF2, -3	
04		1	Cylinder	1)2)		1503 2875 00		LE7, -10/50Hz, LF5, -7	
05		8	Washer		18	0147 1326 03	4	Bolt	
	0301 2335 00		LE2, -3, -5, LF2, -3		19	<<<>>>	1	Inlet silencer	5)
	0301 3344 00		LE7, -10/50Hz, LF5, -7		20	1503 2953 00	2	Gasket	3)
06		8	Lock nut	1)2)4)	21	0300 8019 00	4	Washer	
	0291 1110 00		LE2, -3, -5, LF2, -3		22			Washer	2)
	0291 1111 00		LE7, -10/50Hz, LF5, -7			0301 2344 00	8	LE2, -3, -5, LF2, -3, -5, 7	
07	1503 2604 00	4	Pin	1)2)				LE7, -10/50Hz	
08		2	Suction disc	2)3)	23	0301 2335 00	4	Washer	
09		2	Valve seat	2)	24	0291 1110 00	4	Lock nut	3)
	1503 2865 00		LE2, -3, -5, LF2, -3		25		2	O-ring	2)3)
	1503 2867 00		LE7, -10/50Hz, LF5, -7			0663 2101 03		LE2, -3, -5	
10		2	Delivery disc	2)3)		0663 2109 29		LE7, -10/50Hz	
11	1503 0075 00	2	Guard	2)	1-4) Part of / Deel van / Del av / Teil von / Pièce détachée de / Parte de / Parte di / Del af / Parte de / Del av / Osa / 1) Piston + Rings + Cylinder kit 2) Piston / Cylinder head ass'y 3) Valve kit 4) Piston ring kit				
12	1503 0166 00	2	Spring	2)3)					
13		4	O-ring	2)3)					
	0663 2109 32		LE2, -3, -5, LF2, -3						
	0663 2109 31		LE7, -10/50Hz, LF5, -7		5) See / Zie / Se / Siehe / Voir / Véase / Vedere / Se / Ver / Se / Katso Air inlet				
14		2	O-ring	2)3)					
	0663 9839 00		LE2, -3, -5, LF2, -3						
	0663 2106 86		LE7, -10/50Hz, LF5, -7						
15			Bolt	2)					
	0147 1367 03	8	LE2, -3, -5, LF2, -3						
	0147 1368 03	8	LF5, -7						
	0147 1368 03	10	LE7, -10/50Hz						

12

Cylinders and valves - LT2, -3, -5, -7, -10/50Hz

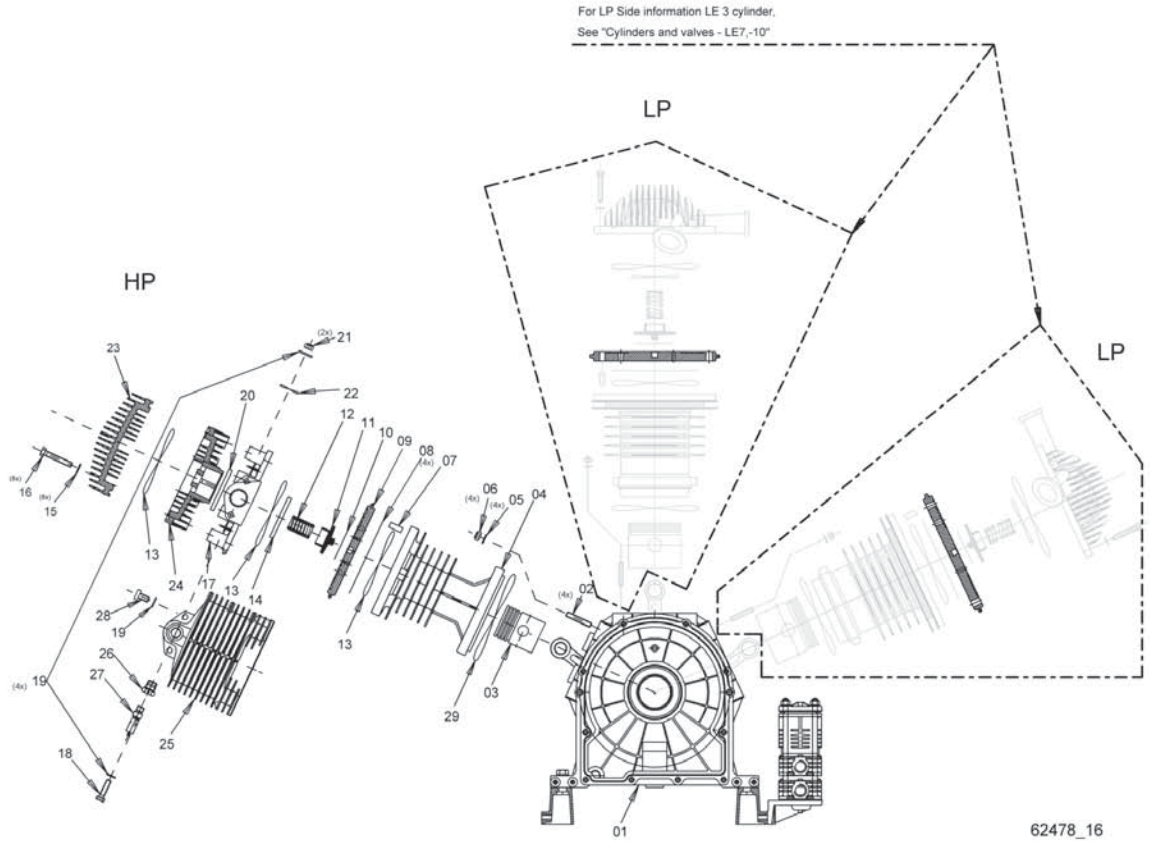


60655_16

60655_16

Ref.	Part number	Qty	Name	Remarks	Ref.	Part number	Qty	Name	Remarks
01	<<<>>>	1	Crankcase		16	<<<>>>	4	Bolt LLP	2)
02	0246 1956 20	8	Screwed stud			0147 1367 03		LT2, -3, -5	
	0246 1956 21		LT7, -10/50Hz			0147 1368 03		LT7, -10/50Hz	
03	<<<>>>	1	Piston	1)2)	17	0147 1340 03	6	Bolt RHP	2)
04		1	Cylinder	1)2)		1503 2872 00		LT2, -3, -5	
05		8	Washer			1503 2874 00		LT7, -10/50Hz	
	0301 2335 00		LT2, -3, -5		18	0147 1326 03	4	Bolt	
	0301 2344 00		LT7, -10/50Hz		19	0301 2335 00	4	Washer	
06		8	Lock nut	1)2)3)4)	20	<<<>>>	1	Inlet silencer	5)
	0291 1110 00		LT2, -3, -5		21	0300 8019 00	4	Washer	
	0291 1111 00		LT7, -10/50Hz		22	0291 1110 00	4	Lock nut	3)
07	1503 2604 00	4	Pin LLP	1)2)	23	1503 2953 00	2	Gasket	3)
	0102 0951 45	4	Pin RHP	1)2)	24	1503 2877 00	1	Cylinder cover RHP	
08		2	Suction disc	2)3)	25	1503 2878 00	1	Head RHP	2)
09		1	Valve seat LLP	2)		1503 2876 00		LT2, -3, -5	
	1503 2865 00		LT7, -10/50Hz			1503 2876 00		LT7, -10/50Hz	
	1503 2867 00	1	Valve seat RHP	2)	26	0830 1007 67	1	Safety valve	
	1503 2866 00		LT2, -3, -5, LT7, -10/50Hz		27	1503 2565 11	1	Elbow	
10		2	Delivery disc	2)3)	28	0663 2101 03	2	O-ring	2)3)
11	1503 0075 00	1	Guard LLP	2)		0663 2109 29		LT2, -3, -5	
	1503 0076 00	1	Guard RHP	2)				LT7, -10/50Hz	
12	1503 0166 00	1	Spring LLP	2)3)	1-4) Part of / Deel van / Del av / Teil von / Pièce détachée de / Parte de / Parte di / Del af / Parte de / Del av / Osa /				
	1503 0165 00	1	Spring RHP	2)3)	1) Piston + Rings + Cylinder kit				
13		2	O-ring	2)3)	2) Piston / Cylinder head ass'y				
	0663 2109 32		LT2, -3, -5		3) Valve kit				
	0663 2109 31		LT7, -10/50Hz		4) Piston ring kit				
14		1	O-ring LLP	2)3)	5) See / Zie / Se / Siehe / Voir / Véase / Vedere / Se / Ver / Se / / Katso				
	0663 9839 00		LT2, -3, -5		Air inlet				
	0663 2106 86		LT7, -10/50Hz						
	0663 9832 00	1	O-ring RHP	2)3)					
15	0301 2344 00	4	Washer LLP						
	0301 2335 00	6	Washer RHP						

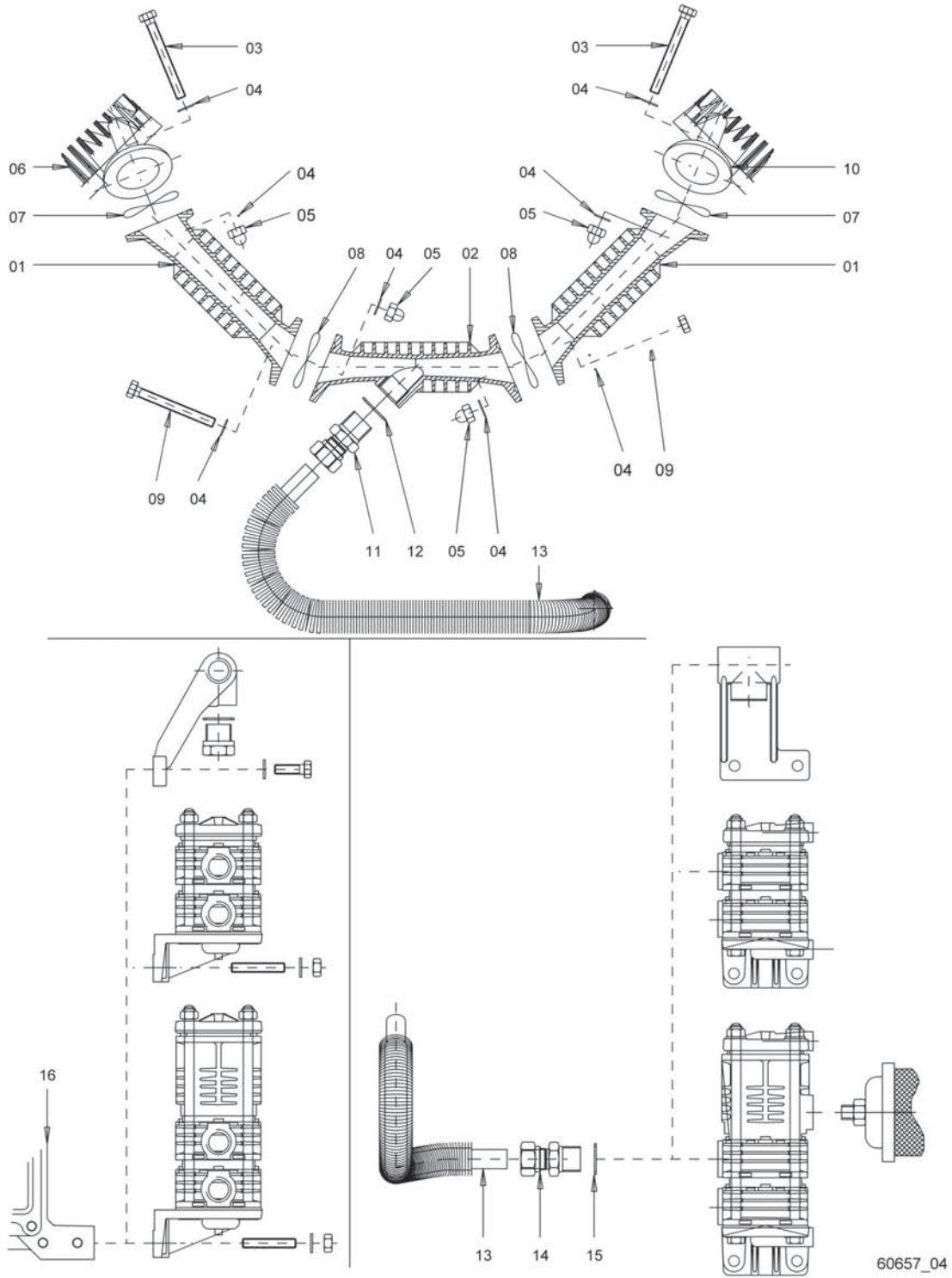
Cylinders and valves - LE10/60Hz, LF10, LE15, -20



62478_16

Ref.	Part number	Qty	Name	Remarks	Ref.	Part number	Qty	Name	Remarks
01	<<<>>>	1	Crankcase		20	1503 1237 00	1	Radial seal	2)3)
02	0246 1956 21	4	Screwed stud		21	0291 1110 00	2	Lock nut	
03	<<<>>>	1	Piston	1)2)	22	0663 3132 00	1	O-ring	
04		1	Cylinder	1)2)	23			Cover	
05	0301 2344 00	4	Washer			1503 0331 00	1	HP	
06	0291 1111 00	4	Lock nut	1)2)4)		1503 2874 00	2	LF10(LP)	
07	1503 2604 00	4	Pin	1)2)	24			Outlet cap	
08		1	Suction disc	2)3)		1503 0330 00	1	HP	
09			Valve seat	2)		1503 2875 00	2	LF10(LP)	
	1503 0028 00	1	HP		25	1503 0332 00	1	Pulsation damper	
	1503 2867 00	2	LF10(LP)		26	0605 8300 05	1	Reducer	
10		1	Delivery disc	2)3)	27		1	Safety valve	
11	1503 0075 00	1	Guard	2)		0830 1007 67		10 bar(e)	
12	1503 0166 00	1	Spring	2)3)	28		2	Bolt	
13	0663 2109 32	3	O-ring	2)3)		0147 1327 03		LT	
14			Axial seal / O-ring	2)3)	29		1	O-ring	
	1503 1236 00	1	HP			0663 2109 29		LT	
	0663 2106 86	2	LF10(LP)		1-4) Part of / Deel van / Del av / Teil von / Pièce détachée de / Parte de / Parte di / Del af / Parte de / Del av / Osa /				
15	0301 2344 00	8	Washer		1) Piston + Rings + Cylinder kit				
16			Bolt	2)	2) Piston / Cylinder head ass'y				
	0147 1382 03	8	HP		3) Valve kit				
	0147 1368 03	6	LF10(LP)		4) Piston ring kit				
17	1503 3139 00	1	Suction cap	2)					
18	0147 1326 03	2	Bolt						
19	0301 2335 00	5	Washer						

14

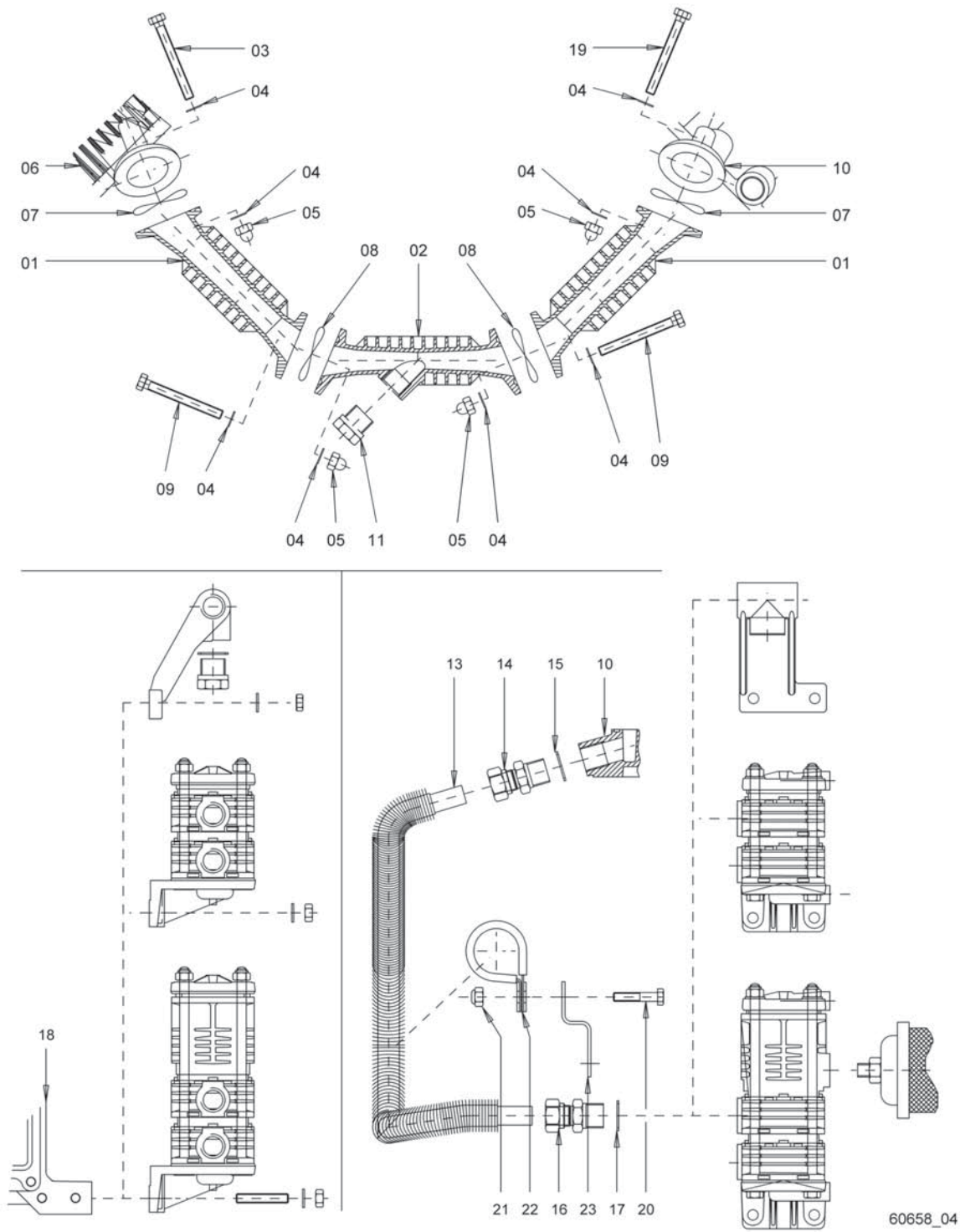


Cooler - LE2, -3, -5, -7, -10/50Hz, LF2, -3, -5

Ref.	Part number	Qty	Name	Remarks	Ref.	Part number	Qty	Name	Remarks
01	1503 2854 00	2	Connection pipe		10	1503 2873 00	1	Valve head RLP	
	1503 2855 00		LE2, -3, -5, LF2, -3			1503 2875 00		LE2, -3, -5, LF2, -3	
			LE7, -10/50Hz, LF5					LE7, -10/50Hz, LF5	
02	1503 2853 00	1	Delivery pipe		11	0581 0000 76	1	Coupling	
03		2	Bolt		12	0653 9098 00	1	Flat gasket	
	0147 1338 03		LE2, -3, -5, LF2, -3		13		1	Cooler	
	0147 1341 03		LE7, -10/50Hz, LF5			1503 2884 00		LE/LF2, -3	
04	1503 0210 00	8	Washer	1)2)3)		1503 2861 00		LE5	
05	0277 1310 00	4	Capnut			1503 2864 00		LE7, -10/50Hz, LF5	
06		1	Valve head LLP		14	0581 0000 76	1	Coupling	
	1503 2872 00		LE2, -3, -5, LF2, -3		15	0653 9098 00	1	Flat gasket	
	1503 2874 00		LE7, -10/50Hz, LF5		16	<<<>>>	1	Crankcase	
07		2	O-ring	1)2)3)					
	0663 3132 00		LE2, -3, -5, LF2, -3						
	0663 3135 00		LE7, -10/50Hz, LF5						
08	0663 3132 00	2	O-ring						
09		2	Bolt						
	0147 1334 03		LE2, -3, -5, LF2, -3						
	0147 1335 03		LE7, -10/50Hz, LF5						

1-3) Part of / Deel van / Del av / Teil von / Pièce détachée de /
 Parte de / Parte di / Del af / Parte de / Del av / Osa /
 1) **Crankcase assy kit**
 2) **Piston / Cylinder head ass'y**
 3) **Valve kit**

15

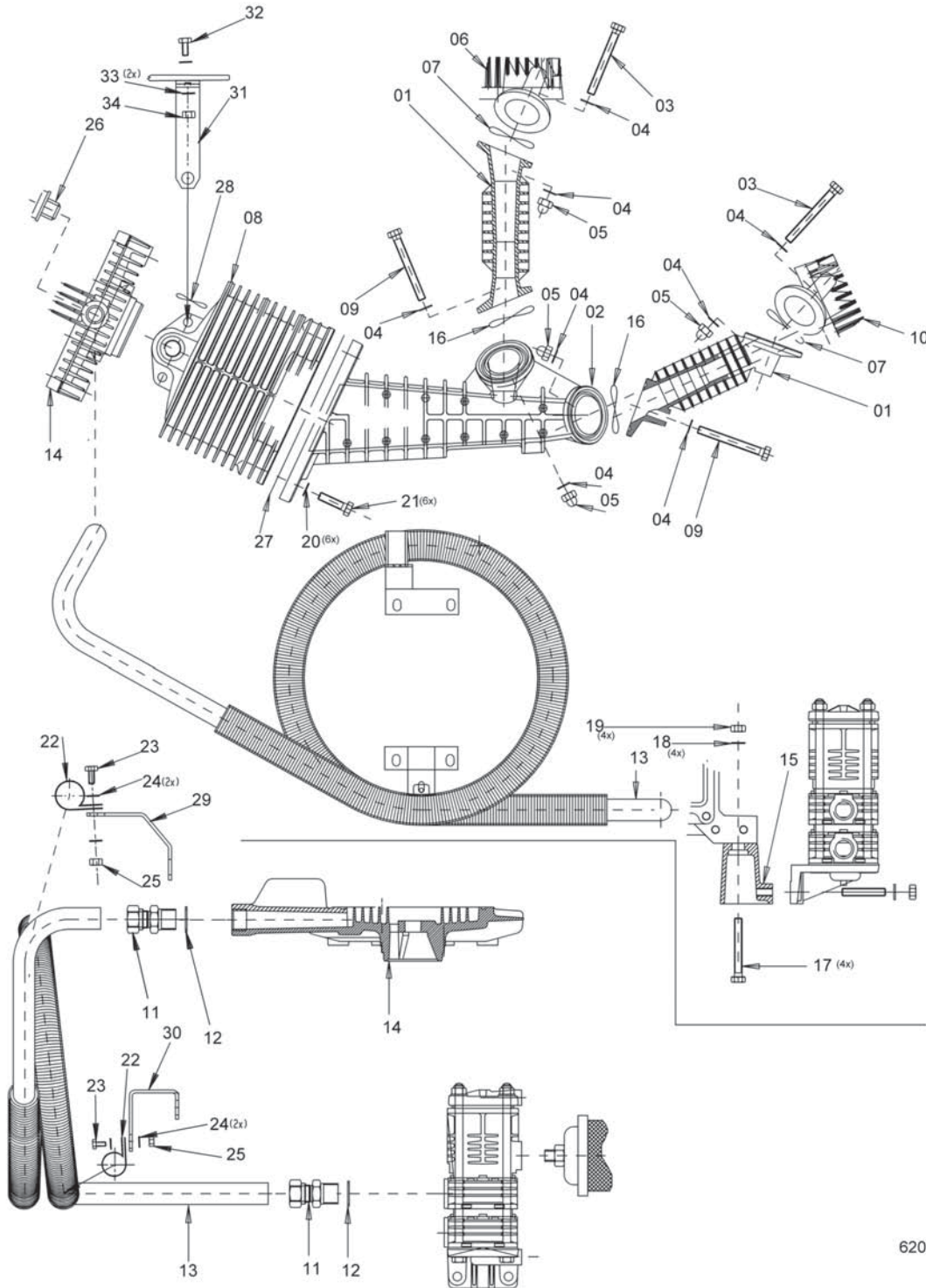


Cooler - LT2, -3, -5, -7, -10/50Hz, LF7

Ref.	Part number	Qty	Name	Remarks	Ref.	Part number	Qty	Name	Remarks
01	1503 2854 00	2	Connection pipe		14	0581 0062 01	1	Coupling	
	1503 2855 00		LT2, -3, -5			0581 0000 76		LT2, -3, -5	
02	1503 2853 00	1	Delivery pipe		15		1	Flat gasket	
03		1	Bolt			0653 9078 00		LT2, -3, -5	
	0147 1338 03		LT2, -3, -5			0653 9098 00		LT7, -10, LF7	
	0147 1341 03		LT7, -10, LF7		16		1	Coupling	
04	1503 0210 00	4	Washer	1)2)3)		0581 0062 01		LT2, -3, -5	
05	0277 1310 00	4	Capnut			0581 0000 76		LT7, -10, LF7	
06		1	Valve head LLP		17	0653 9098 00	1	Flat gasket	
	1503 2872 00		LT2, -3, -5		18	<<<>>>	1	Crankcase ass'y	
	1503 2874 00		LT7, -10, LF7		19		1	Bolt	
07		2	O-ring	1)2)3)		0147 1338 03		LT2, -3, -5	
	0663 3132 00		LT2, -3, -5			0147 1961 76		LT7, -10, LF7	
	0663 3135 00		LT7, -10, LF7		20	0147 1247 03	1	Bolt	
08	0663 3132 00	2	O-ring		21	0291 1108 00	1	Locknut	
09		2	Bolt		22		1	Pipe clamp	
	0147 1334 03		LT2, -3, -5			0346 1000 20		LT5	
	0147 1335 03		LT7, -10, LF7			1613 0801 06		LT7, -10, LF7	
10		1	Valve head RHP		23		1	Support	
	1503 2878 00		LT2, -3, -5			1503 3047 00		LT5	
	1503 2876 00		LT7, -10, LF7			1503 3048 00		LT7, -10, LF7	
11	0686 6132 00	1	Hexagon plug						
13		1	Cooler						
	1503 2885 00		LT2, -3						
	1503 2862 00		LT5						
	1503 2863 00		LT7, -10, LF7						

1-3) Part of / Deel van / Del av / Teil von / Pièce détachée de /
 Parte de / Parte di / Del af / Parte de / Del av / Osa /
 1) **Crankcase assy kit**
 2) **Piston / Cylinder head ass'y**
 3) **Valve kit**

16



62003_04

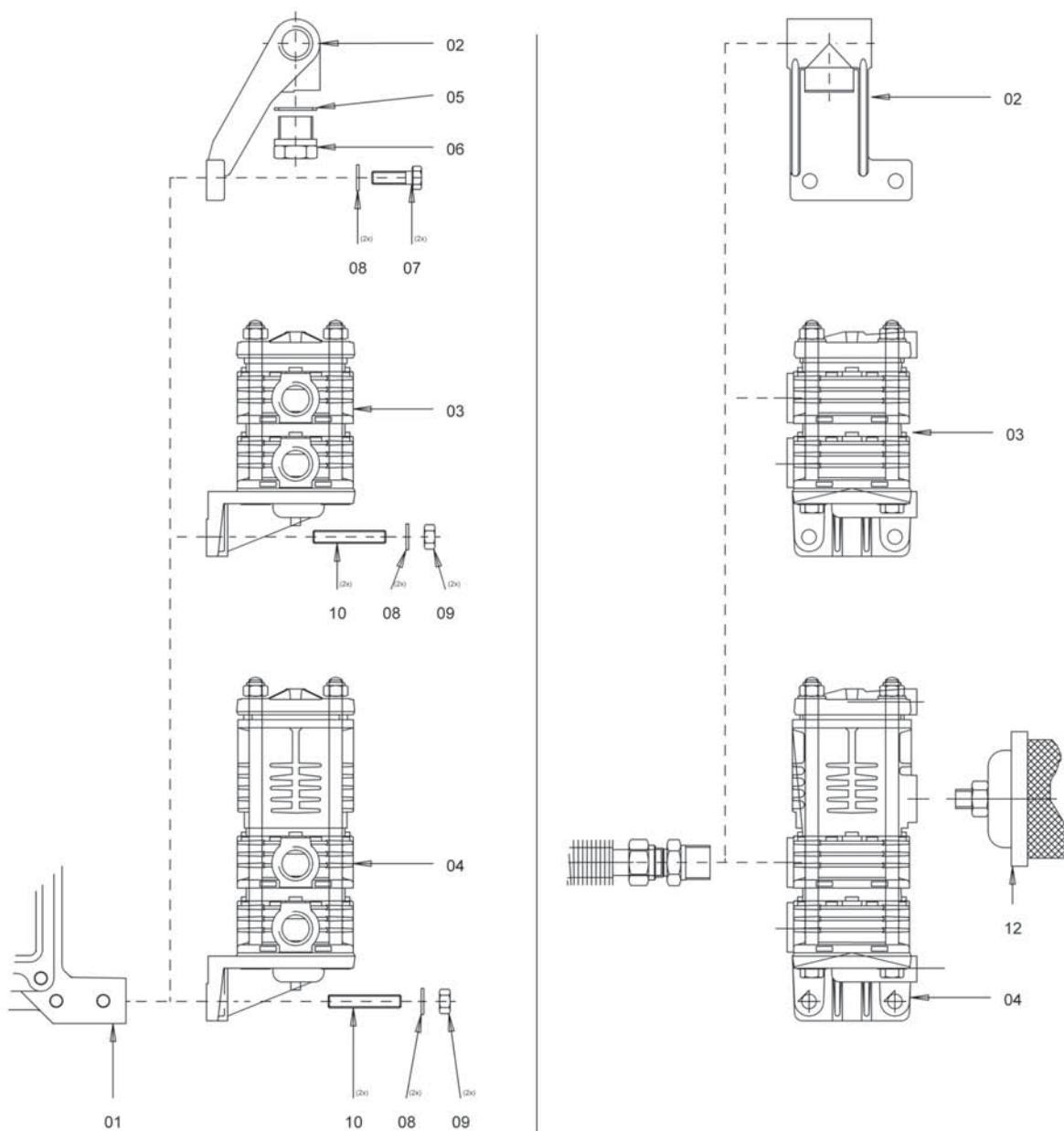
Cooler - LE10/60Hz, LF10, LE15, -20

Ref.	Part number	Qty	Name	Remarks	Ref.	Part number	Qty	Name	Remarks
01	1503 2855 00	2	Connection pipe		22	1613 0801 06	1	Clamp	
02	1503 3126 00	1	Cooler		23	01471249 03	1	Bolt	
03	0147 1341 03	2	Bolt		24	0301 2321 00	1	Washer	
04	1503 0210 00	8	Washer	1)2)3)	25	0291 1108 00	1	Nut	
05	0277 1310 00	4	Capnut		26	0686 3716 16	1	Plug	
06	1503 2874 00	1	Cylinder head MLP		27	1503 0169 00	1	Gasket	
07	0663 3135 00	2	O-ring	1)2)3)	28	0663 3132 00	1	O-ring	
08	1503 0332 00	1	Pulsation damper		29	1503 2890 00	1	Bracket	
09	0147 1335 03	2	Bolt		30	1503 3190 00	1	Bracket	
10	1503 2875 00	1	Cylinder head RLP		31	1503 2889 00	1	Support	
11	0581 0000 89	2	Coupling		32	0147 1173 03	1	Bolt	
12	0653 9098 00	2	Flat gasket		33	0301 2315 00	2	Washer	
13	1503 3134 00	1	Cooler		34	0266 2106 00	1	Nut	
14	1503 0330 00	1	Outlet cap						
15	1503 3121 00	1	Foot						
16	0663 3135 00	2	O-ring						
17	0147 1403 03	4	Bolt						
18	0301 2358 00	4	Washer						
19	0266 2111 00	4	Nut						
20	0301 2335 00	6	Washer						
21	0147 1326 03	6	Bolt						

1-3) Part of / Deel van / Del av / Teil von / Pièce détachée de /
 Parte de / Parte di / Del af / Parte de / Del av / Osa /
 1) **Crankcase assy kit**
 2) **Piston / Cylinder head ass'y**
 3) **Valve kit**

17

Regulating system



60660_09

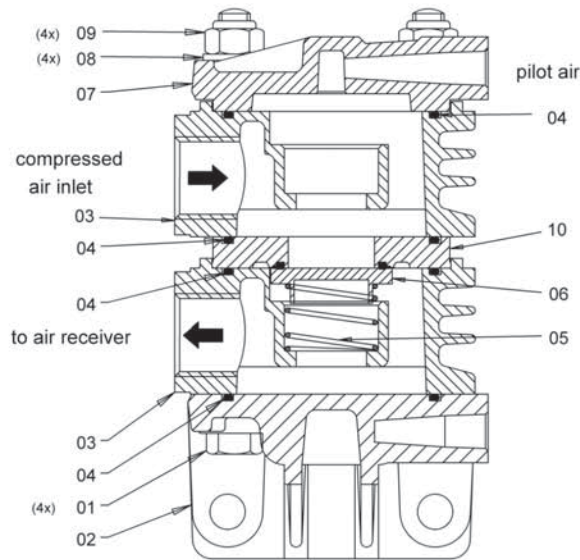
60660_09

Ref.	Part number	Qty	Name	Remarks
01	<<<>>>	1	Crankcase	
02	1503 2347 00	1	Connection	
03	<<<>>>	1	Check valve	
04	<<<>>>	1	Unloading valve	
05	0653 9098 00	1	Flat gasket	
06	0686 3716 02	1	Hexagon plug	
07	0147 1325 03	2	Bolt	
08	0301 2335 00	2	Washer	

Ref.	Part number	Qty	Name	Remarks
09	0266 2110 00	2	Nut	
10	0246 1956 20	1	Screwed stud	
12		1	Muffer	
	1503 2175 00		10 bar(e)	
	1503 2419 00		15, -20, -30 bar(e)	
		• 1	Muffer element1)	

1) Part of / Deel van / Del av / Teil von / Pièce détachée de /
 Parte de / Parte di / Del af / Parte de / Del av / Osa /
Filter kit

Check valve



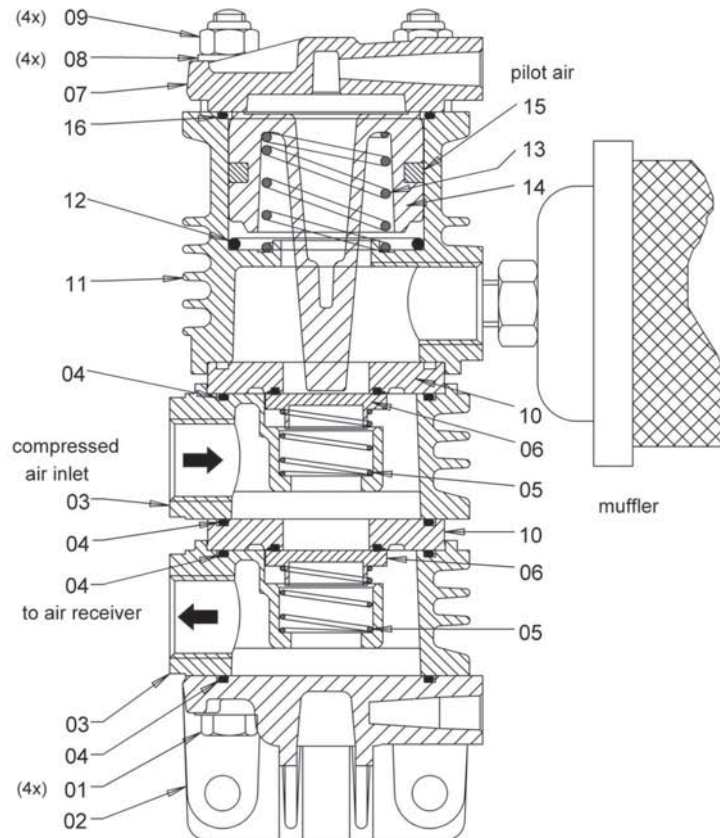
60661_20

60661_20

Ref.	Part number	Qty	Name	Remarks	Ref.	Part number	Qty	Name	Remarks
	1503 6177 60	1	Check valve kit		06		●● 1	Valve disk	
01	0147 1342 03	● 4	Bolt		07	1503 2528 00	● 1	Cover	
02	1503 2520 00	● 1	Support		08	0301 2335 00	● 4	Washer	
	1503 6178 60	1	Disc valve kit		09	0291 1110 00	● 4	Lock nut	
03		●● 1	Valve guard		10		● 1	Valve seat	
04	0663 9832 00	●● 3	O-ring						
05		●● 1	Spring						

19

Unloading valve

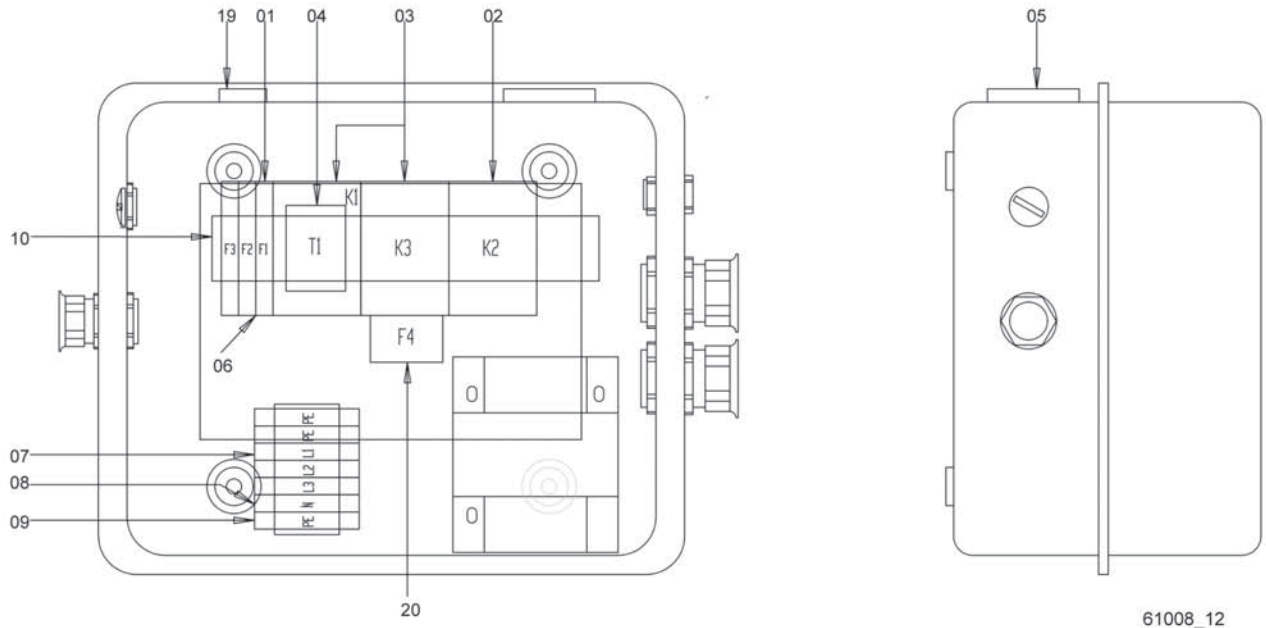


60662_20

60662_20

Ref.	Part number	Qty	Name	Remarks	Ref.	Part number	Qty	Name	Remarks
	1503 6176 60	1	Regulating valve kit		08	0301 2335 00	• 4	Washer	
01	0147 1958 31	• 4	Bolt		09	0291 1110 00	• 4	Lock nut	
02	1503 2520 00	• 1	Support		10		2	Valve seat	
	1503 6178 60	• 2	Disc valve kit			1503 6161 60	• 1	Unloading piston kit	
03		•• 1	Valve guard		11		•• 1	Cylinder	
04	0663 9832 00	•• 3	O-ring		12		•• 1	O-ring	
05		•• 1	Spring		13		•• 1	Spring	
06		•• 1	Valve disk		14		•• 1	Piston	
07	1503 2528 00	• 1	Cover		15		•• 1	Piston ring	
					16	0663 9832 00	•• 3	O-ring	

Cubicle



61008_12

Ref.	Part number	Qty	Name	Remarks	Ref.	Part number	Qty	Name	Remarks
	1503 8240 00	1	Cubicle			DOL		- in Pressure switch	
	1503 8223 00		15kW - 230V					MDR5/6	
			Others			1089 9390 11		4-7A	
01	1089 9037 02	• 3	Fuse		1089 9390 12		6.1-10.3A		
02	1089 9164 18	• 1	Contactor		1089 9390 13		9-14A		
03		•	Contactor		1089 9390 14		11-18A		
	1089 9164 48	1	15kW - 230V (K3)				MDR3		
	1089 9164 49	1	15kW - 230V (K1)		1089 9390 06		2.5-4A		
	1089 9164 20	2	Others		1089 9390 01		4-6.3A		
04	1089 0398 09	• 1	Time relay		1089 9390 02		6.3-10A		
05		• 1	Hourmeter		1089 9390 03		10-16A		
	1089 9142 11		50Hz		1089 9390 05		20-24A		
	1089 9142 12		60Hz		1089 9390 04		16-20A		
06	1089 0545 01	• 1	Fuse holder				24-32A		
07	1089 0573 01	• 3	Terminal						
08	1089 0573 02	• 1	Terminal						
09	1089 0573 04	• 3	Terminal						
10		• 2	Rail						
19	1089 0622 01	• 1	Switch						
20		1	Overload relay						
								Y-D	1)
					1) See / Zie / Se / Siehe / Voir / Véase / Vedere / Se / Ver / Se / Katso				
					Electrical components				

21

Electrical components

Ref.	Part number	Qty	Name	Remarks
------	-------------	-----	------	---------

Transformer kit

	8055 2700 22	1	Transformer kit	
	1089 9136 17	• 1	Transformer	
	1503 3080 00	• 1	Support	

Motor and Pressure switch

Unit	bar(e)	Voltage	Freq.	Ph	Motor	Pressure switch
------	--------	---------	-------	----	-------	-----------------

D.O.L.**LE**

LE2	10	230V	50Hz	3	1080 2884 01	1089 0538 02
LE2	10	230V	50Hz	1	1080 3042 01	1089 0538 04
LE2	10	230V-460V-CSA/UL	60Hz	3	1080 2884 15	1089 0586 45
LE2	10	230V-CSA/UL	60Hz	1	1080 3016 11	1089 0586 47
LE2	10	380V	60Hz	3	1080 2884 07	1089 0538 02
LE2	10	400V	50Hz	3	1080 2884 01	1089 0538 02
LE2	10	440-460V	60Hz	3	1080 2884 01	1089 0538 02
LE3	10	230V	50Hz	3	1080 2326 61	1089 0538 03
LE3	10	230V-460V-CSA/UL	60Hz	3	1080 2326 25	1089 0586 46
LE3	10	230V-CSA/UL	60Hz	1	1080 3017 11	1089 0586 48
LE3	10	400V	50Hz	3	1080 2326 61	1089 0538 02
LE3	10	440-460V	60Hz	3	1080 2326 61	1089 0538 02
LE5	10	230V	50Hz	3	1080 2785 11	1089 0538 05
LE5	10	230V-460V-CSA/UL	60Hz	3	1080 2785 15	1089 0586 47
LE5	10	230V-CSA/UL	60Hz	1	1080 3044 01	1089 0586 50
LE5	10	400V	50Hz	3	1080 2785 11	1089 0538 03
LE5	10	440-460V	60Hz	3	1080 2785 11	1089 0538 03
LE7	10	230V	50Hz	3	1080 2885 01	1089 0586 09
LE7	10	230V-CSA/UL	60Hz	1	1080 2885 15	1089 0586 47
LE7	10	400V	50Hz	3	1080 2885 01	1089 0538 04
LE7	10	440-460V	60Hz	3	1080 2885 01	1089 0538 04

LF

LF2	10	230V	50Hz	3	1080 2884 01	1089 0538 02
LF2	10	230V	50Hz	1	1080 3042 01	1089 0538 04
LF2	10	400V	50Hz	3	1080 2884 01	1089 0538 02
LF2	10	440-460V	60Hz	3	1080 2884 01	1089 0538 02
LF3	10	230V	50Hz	3	1080 2326 61	1089 0538 03
LF3	10	400V	50Hz	3	1080 2326 61	1089 0538 02
LF3	10	440-460V	60Hz	3	1080 2326 61	1089 0538 02
LF5	10	230V	50Hz	3	1080 2885 51	1089 0538 05
LF5	10	230V-460V-CSA/UL	60Hz	3	1080 2885 53	1089 0586 47
LF5	10	230V-CSA/UL	60Hz	1	1080 3044 01	1089 0586 50
LF5	10	230V-CSA/UL	60Hz	1	1080 3044 01	1089 0586 50
LF5	10	400V	50Hz	3	1080 2885 51	1089 0538 03
LF5	10	440-460V	60Hz	3	1080 2885 51	1089 0538 03
LF7	10	230V	50Hz	1	1080 2885 01	1089 0586 09
LF7	10	230V-CSA/UL	60Hz	1	1080 2885 15	1089 0586 47
LF7	10	400V	50Hz	3	1080 2885 01	1089 0538 04
LF7	10	440-460V	60Hz	3	1080 2885 01	1089 0538 04

LT

LT2	15	230V	50Hz	3	1080 2884 01	1089 0538 12
LT2	15	230V	50Hz	1	1080 3042 01	1089 0538 14
LT2	15	230V-460V-CSA/UL	60Hz	3	1080 2884 15	1089 0586 55
LT2	15	230V-CSA/UL	60Hz	1	1080 3016 11	1089 0586 57
LT2	15	400V	50Hz	3	1080 2884 01	1089 0538 12
LT2	15	440-460V	60Hz	3	1080 2884 01	1089 0538 12
LT2	20	230V	50Hz	3	1080 2884 01	1089 0397 12
LT2	20	230V	50Hz	1	1080 3042 01	1089 0397 14

Unit	bar(e)	Voltage	Freq.	Ph	Motor	Pressure switch
LT2	20	400V	50Hz	3	1080 2884 01	1089 0397 12
LT2	20	440-460V	60Hz	3	1080 2884 01	1089 0397 12
LT3	15	230V	50Hz	3	1080 2326 61	1089 0538 13
LT3	15	230V-460V-CSA/UL	60Hz	3	1080 2326 25	1089 0586 56
LT3	15	230V-CSA/UL	60Hz	1	1080 3017 11	1089 0586 58
LT3	15	400V	50Hz	3	1080 2326 61	1089 0538 12
LT3	15	440-460V	60Hz	3	1080 2326 61	1089 0538 12
LT3	20	230V	50Hz	3	1080 2326 61	1089 0397 13
LT3	20	230V-460V-CSA/UL	60Hz	3	1080 2326 25	1089 0586 56
LT3	20	400V	50Hz	3	1080 2326 61	1089 0397 12
LT3	20	440-460V	60Hz	3	1080 2326 61	1089 0397 12
LT3	30	230V	50Hz	3	1080 2326 61	1089 0397 23
LT3	30	230V-460V-CSA/UL	60Hz	3	1080 2326 25	1089 0397 23
LT3	30	230V-CSA/UL	60Hz	1	1080 3017 11	1089 0397 44
LT3	30	400V	50Hz	3	1080 2326 61	1089 0397 22
LT3	30	440-460V	60Hz	3	1080 2326 61	1089 0397 22
LT5	15	230V	50Hz	3	1080 2785 11	1089 0538 15
LT5	15	230V-460V-CSA/UL	60Hz	3	1080 2785 15	1089 0586 57
LT5	15	230V-CSA/UL	60Hz	1	1080 3044 01	1089 0586 57
LT5	15	400V	50Hz	3	1080 2785 11	1089 0538 13
LT5	15	440-460V	60Hz	3	1080 2785 11	1089 0538 13
LT5	20	230V	50Hz	3	1080 2785 11	1089 0397 19
LT5	20	230V-460V-CSA/UL	60Hz	3	1080 2785 15	1089 0586 57
LT5	20	230V-CSA/UL	60Hz	1	1080 3044 01	1089 0586 57
LT5	20	400V	50Hz	3	1080 2785 11	1089 0397 13
LT5	20	440-460V	60Hz	3	1080 2785 11	1089 0397 13
LT5	30	230V	50Hz	3	1080 2785 11	1089 0397 29
LT5	30	400V	50Hz	3	1080 2785 11	1089 0397 23
LT5	30	440-460V	60Hz	3	1080 2785 11	1089 0397 23
LT7	15	230V	50Hz	3	1080 2885 01	1089 0586 19
LT7	15	230V-CSA/UL	60Hz	1	1080 2885 15	1089 0586 57
LT7	15	400V	50Hz	3	1080 2885 01	1089 0538 14
LT7	15	440-460V	60Hz	3	1080 2885 01	1089 0538 14
LT7	20	230V-CSA/UL	60Hz	1	1080 2885 15	1089 0586 57
LT7	30	230V-CSA/UL	60Hz	1	1080 2885 15	1089 0397 44

Star / delta - starter**LE**

LE5	10	230V	50Hz	3	1080 2785 11	1089 0389 01
LE5	10	230V	60Hz	3	1080 2785 17	1089 0389 01
LE5	10	380V	60Hz	3	1080 2785 18	1089 0389 01
LE5	10	400V	50Hz	3	1080 2785 12	1089 0389 01
LE5	10	440-460V	60Hz	3	1080 2785 12	1089 0389 01
LE5	10	500V	50Hz	3	1080 2785 14	1089 0389 01
LE5	10	575V	50Hz	3	1080 2785 14	1089 0389 01
LE7	10	230V	50Hz	3	1080 2885 01	1089 0389 01
LE7	10	230V	60Hz	3	1080 2885 07	1089 0389 01
LE7	10	380V	60Hz	3	1080 2885 08	1089 0389 01
LE7	10	400V	50Hz	3	1080 2885 02	1089 0389 01
LE7	10	440-460V	60Hz	3	1080 2885 02	1089 0389 01
LE7	10	500V	50Hz	3	1080 2885 04	1089 0389 01
LE7	10	575V	50Hz	3	1080 2885 14	1089 0389 01
LE10/50Hz	10	230V	50Hz	3	1080 2887 01	1089 0389 01
LE10/50Hz	10	400V	50Hz	3	1080 2887 02	1089 0389 01
LE10/50Hz	10	440V	50Hz	3	1080 2887 03	1089 0389 01
LE10/50Hz	10	500V	50Hz	3	1080 2887 04	1089 0389 01
LE10/60Hz	10	230V	60Hz	3	1080 2887 07	1089 0389 01
LE10/60Hz	10	380V	60Hz	3	1080 2887 08	1089 0389 01
LE15	10	230V	50Hz	3	1080 2887 20	1089 0389 01
LE15	10	230V	60Hz	3	1080 2887 11	1089 0389 01
LE15	10	380V/400V	60Hz	3	1080 2887 18	1089 0389 01
LE15	10	400V	50Hz	3	1080 2887 21	1089 0389 01
LE15	10	440-460V	60Hz	3	1080 2887 21	1089 0389 01
LE15	10	500V	50Hz	3	1080 2887 39	1089 0389 01
LE20	10	230V	50Hz	3	1080 2887 50	1089 0389 01

21

Electrical components

Unit	bar(e)	Voltage	Freq.	Ph	Motor	Pressure switch
LE20	10	230V	60Hz	3	1080 2887 12	1089 0389 01
LE20	10	440-460V	60Hz	3	1080 2887 51	1089 0389 01
LE20	10	380-400-415V	50Hz	3	1080 2887 51	1089 0389 01
LE20	10	500V	50Hz	3	1080 2887 46	1089 0389 01
LE20	10	575V	60Hz	3	1080 2887 54	1089 0389 01
LF						
LF7	10	230V	50Hz	3	1080 2885 01	1089 0389 01
LF7	10	230V	60Hz	3	1080 2885 07	1089 0389 01
LF7	10	380V	60Hz	3	1080 2885 08	1089 0389 01
LF7	10	400V	50Hz	3	1080 2885 02	1089 0389 01
LF7	10	400V	60Hz	3	1080 2885 04	1089 0389 01
LF7	10	440-460V	60Hz	3	1080 2885 02	1089 0389 01
LF7	10	500V	50Hz	3	1080 2885 04	1089 0389 01
LF10/50Hz	10	230V	50Hz	3	1080 2887 01	1089 0389 01
LF10/50Hz	10	400V	50Hz	3	1080 2887 02	1089 0389 01
LF10/50Hz	10	440V	50Hz	3	1080 2887 03	1089 0389 01
LF10/50Hz	10	440V	50Hz	3	1080 2887 07	1089 0389 01
LF10/50Hz	10	500V	50Hz	3	1080 2887 04	1089 0389 01
LF10/60Hz	10	230V	60Hz	3	1080 2887 07	1089 0389 01
LF10/60Hz	10	380V	60Hz	3	1080 2887 08	1089 0389 01
LT						
LT15	20	220V	50Hz	3	1080 2887 20	1089 0389 02
LT15	20	230V	50Hz	3	1080 2330 15	1089 0389 02
LT15	20	230V	50Hz	3	1080 2887 20	1089 0389 02
LT15	20	230V	60Hz	3	1080 2330 35	1089 0389 02
LT15	20	380V	50Hz	3	1080 2330 13	1089 0389 02
LT15	20	380V	60Hz	3	1080 2330 34	1089 0389 02
LT15	20	380V	60Hz	3	1080 2887 21	1089 0389 02
LT15	20	400V	50Hz	3		1089 0389 02
LT15	20	400V	50Hz	3	1080 2330 13	1089 0389 02
LT15	20	400V	50Hz	3	1080 2887 21	1089 0389 02
LT15	20	440V	60Hz	3	1080 2330 13	1089 0389 02
LT15	20	460V	60Hz	3	1080 2887 21	1089 0389 02
LT20	20	230V	50Hz	3	1080 2331 15	1089 0389 02
LT20	20	230V	60Hz	3	1080 2331 35	1089 0389 02
LT20	20	380V	50Hz	3	1080 2887 50	1089 0389 02
LT20	20	380V	50Hz	3	1080 2331 13	1089 0389 02
LT20	20	380V	60Hz	3	1080 2331 34	1089 0389 02
LT20	20	400V	50Hz	3	1080 2331 13	1089 0389 02
LT20	20	400V	50Hz	3	1080 2887 51	1089 0389 02
LT20	20	460V	60Hz	3	1080 2887 51	1089 0389 02
LT20	20	500V	50Hz	3	1080 2331 04	1089 0389 02
LT5	15	230V	50Hz	3	1080 2785 11	1089 0389 02
LT5	15	230V	60Hz	3	1080 2785 17	1089 0389 02
LT5	15	380V	60Hz	3	1080 2785 18	1089 0389 02
LT5	15	440-460V	60Hz	3	1080 2785 12	1089 0389 02
LT5	15	500V	50Hz	3	1080 2785 14	1089 0389 02
LT5	15	575V	60Hz	3	1080 2785 14	1089 0389 02
LT5	20	230V	50Hz	3	1080 2785 11	1089 0389 02
LT5	20	400V	50Hz	3	1080 2785 12	1089 0389 02
LT5	20	440-460V	60Hz	3	1080 2785 12	1089 0389 02
LT5	30	400V	50Hz	3	1080 2785 12	1089 0397 25
LT5	30	440-460V	60Hz	3	1080 2785 12	1089 0397 25
LT7	15	230V	50Hz	3	1080 2885 01	1089 0389 02
LT7	15	230V	60Hz	3	1080 2885 07	1089 0389 02
LT7	15	380V	60Hz	3	1080 2885 08	1089 0389 02
LT7	15	400V	50Hz	3	1080 2885 02	1089 0389 02
LT7	15	440-460V	60Hz	3	1080 2885 02	1089 0389 02
LT7	15	500V	50Hz	3	1080 2885 04	1089 0389 02
LT7	15	575V	50Hz	3	1080 2885 14	1089 0389 02
LT7	20	400V	50Hz	3	1080 2885 02	1089 0389 02
LT7	20	440-460V	60Hz	3	1080 2885 02	1089 0389 02
LT7	30	400V	50Hz	3	1080 2885 02	1089 0397 25

Unit	bar(e)	Voltage	Freq.	Ph	Motor	Pressure switch
LT7	30	440-460V	60Hz	3	1080 2885 02	1089 0397 25
LT7	30	500V	50Hz	3	1080 2885 04	1089 0397 25
LT15-30	30	230V	50Hz	3	1080 2330 15	1089 0671 40
LT15-30	30	230V	60Hz	3	1080 2330 35	1089 0671 40
LT15-30	30	380V	50Hz	3	1080 2330 13	1089 0671 40
LT15-30	30	380V	60Hz	3	1080 2330 34	1089 0671 40
LT15-30	30	400V	50Hz	3	1080 2330 13	1089 0671 40
LT20-30	30	230V	50Hz	3	1080 2331 15	1089 0671 40
LT20-30	30	230V	60Hz	3	1080 2331 35	1089 0671 40
LT20-30	30	380V	50Hz	3	1080 2331 13	1089 0671 40
LT20-30	30	380V	60Hz	3	1080 2331 34	1089 0671 40
LT20-30	30	400V	50Hz	3	1080 2331 13	1089 0671 40
LT20-30	30	460V	60Hz	3	1080 2331 02	1089 0671 40
LT20-30	30	500V	50Hz	3	1080 2331 04	1089 0671 40
LT20-30	30	550V	50Hz	3	1080 2331 27	1089 0671 40

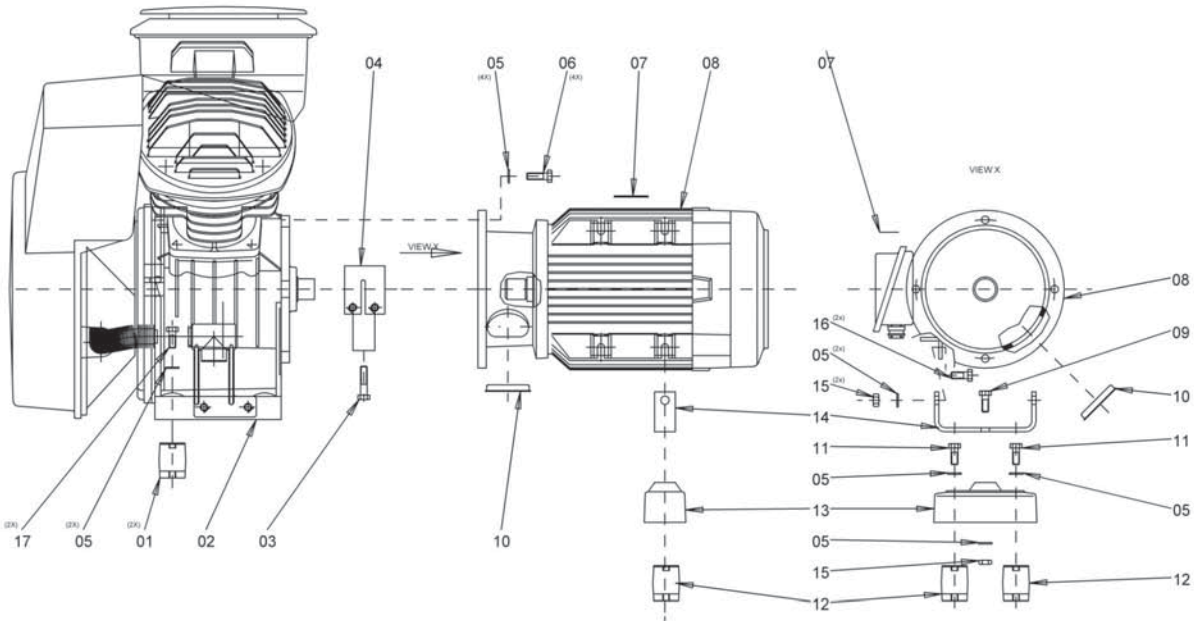
Overload selection

Motor voltage	Size 15/60	Size15	Size 20-20	Size 20-30	
220V - 50Hz		1089 0390 26			
230V - 50Hz	1089 0390 26	1089 0390 26	1089 0390 27	1089 0390 27	
380V - 50Hz	1089 0390 25	1089 0390 25	1089 0390 26	1089 0390 26	
400V - 50Hz	1089 0390 24	1089 0390 25	1089 0390 26	1089 0390 25	
500V - 50Hz			1089 0390 25	1089 0390 25	
550V - 50Hz				1089 0390 24	
230V - 60Hz	1089 0390 27	1089 0390 27			
380V - 60Hz	1089 0390 25	1089 0390 25	1089 0390 26	1089 0390 26	
400V - 60Hz		1089 0390 25			
440V - 60Hz		1089 0390 24		1089 0390 26	
460V - 60Hz			1089 0390 25		
Motor voltage	Size 5	Size7	Size 10	Size 15	Size 20
230V - 50Hz	1089 0390 23	1089 0390 24	1089 0390 25	1089 0390 26	1089 0390 27
400V - 50Hz	1089 0390 21	1089 0390 22	1089 0390 23	1089 0390 25	1089 0390 25
440V - 50Hz			1089 0390 22		
500V - 50Hz	1089 0390 21	1089 0390 21	1089 0390 22	1089 0390 24	1089 0390 25
575V - 50Hz		1089 0390 21			
230V - 60Hz	1089 0390 24	1089 0390 25	1089 0390 26	1089 0390 26	1089 0390 27
380V - 60Hz	1089 0390 22	1089 0390 23	1089 0390 24	1089 0390 24	1089 0390 25
400V - 60Hz		1089 0390 22			1089 0390 26
440V - 60Hz	1089 0390 21	1089 0390 22	1089 0390 23	1089 0390 25	1089 0390 25
575V - 60Hz	1089 0390 21		1089 0390 22		1089 0390 24

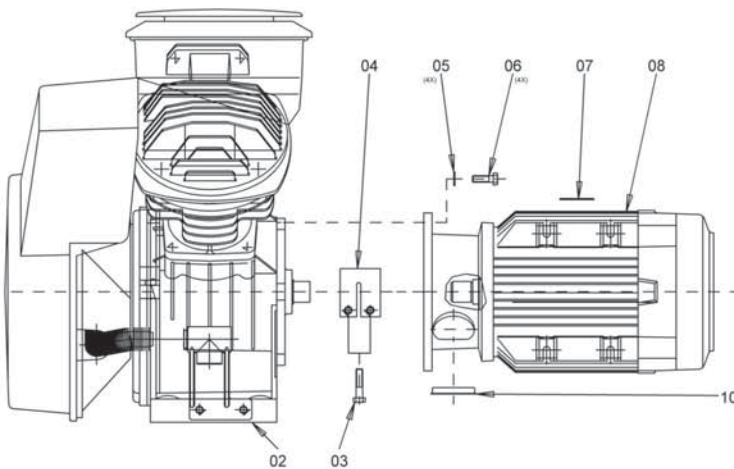
22

Power pack - LE/LT2, -3, -5, LF2, -3

WITH ANTIVIBRATION PADS



FIXED ASSEMBLY



60670_00

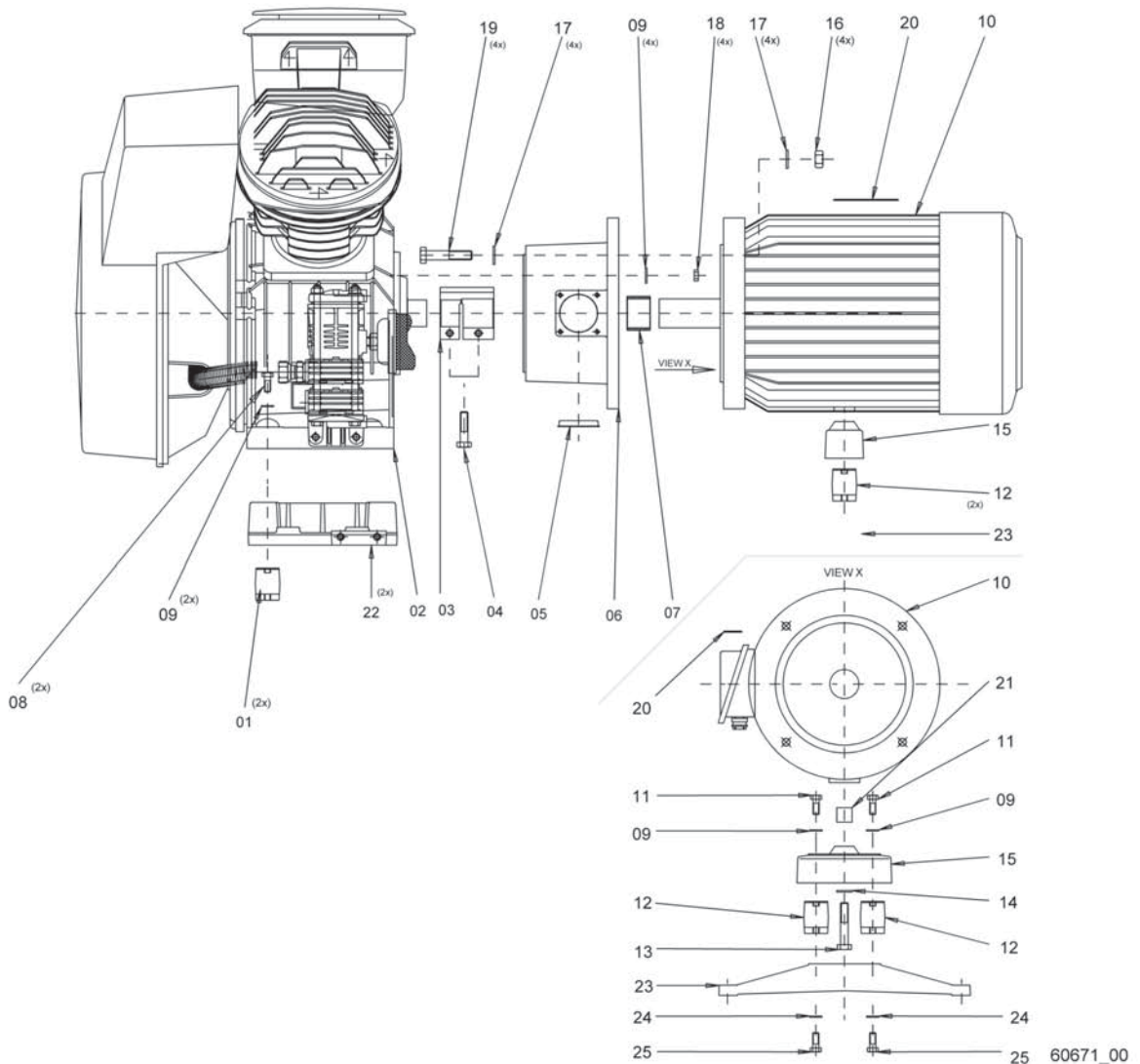
60670_00

Ref.	Part number	Qty	Name	Remarks	Ref.	Part number	Qty	Name	Remarks
01	1503 2960 00	2	Antivibration pad		12	1503 0204 00	2	Antivibration pad	
02	<<<>>>	1	Block		13	1503 0073 00	1	Housing	
03	0147 1327 03	2	Bolt		14	1503 2962 00	1	Motor support	
04	1503 3182 00	1	Coupling		15	0266 2110 00	2	Nut	
05	0301 2335 00	4	Washer		16	0147 1323 03	2	Bolt	
06	0147 1325 03	4	Bolt		17	0147 1961 84	2	Bolt	
07	1088 1001 01	1	Warning mark						
08	<<<>>>	1	Motor	1)					
09	0147 1326 03	1	Bolt						
10	1503 0235 00	1	Plug						
11	0147 1322 03	1	Bolt						
			LE/LT5						

1) See / Zie / Se / Siehe / Voir / Véase / Vedere / Se / Ver / Se / Katso

Electrical components

Power pack - LE/LT7, -10/50Hz, LF5, -7

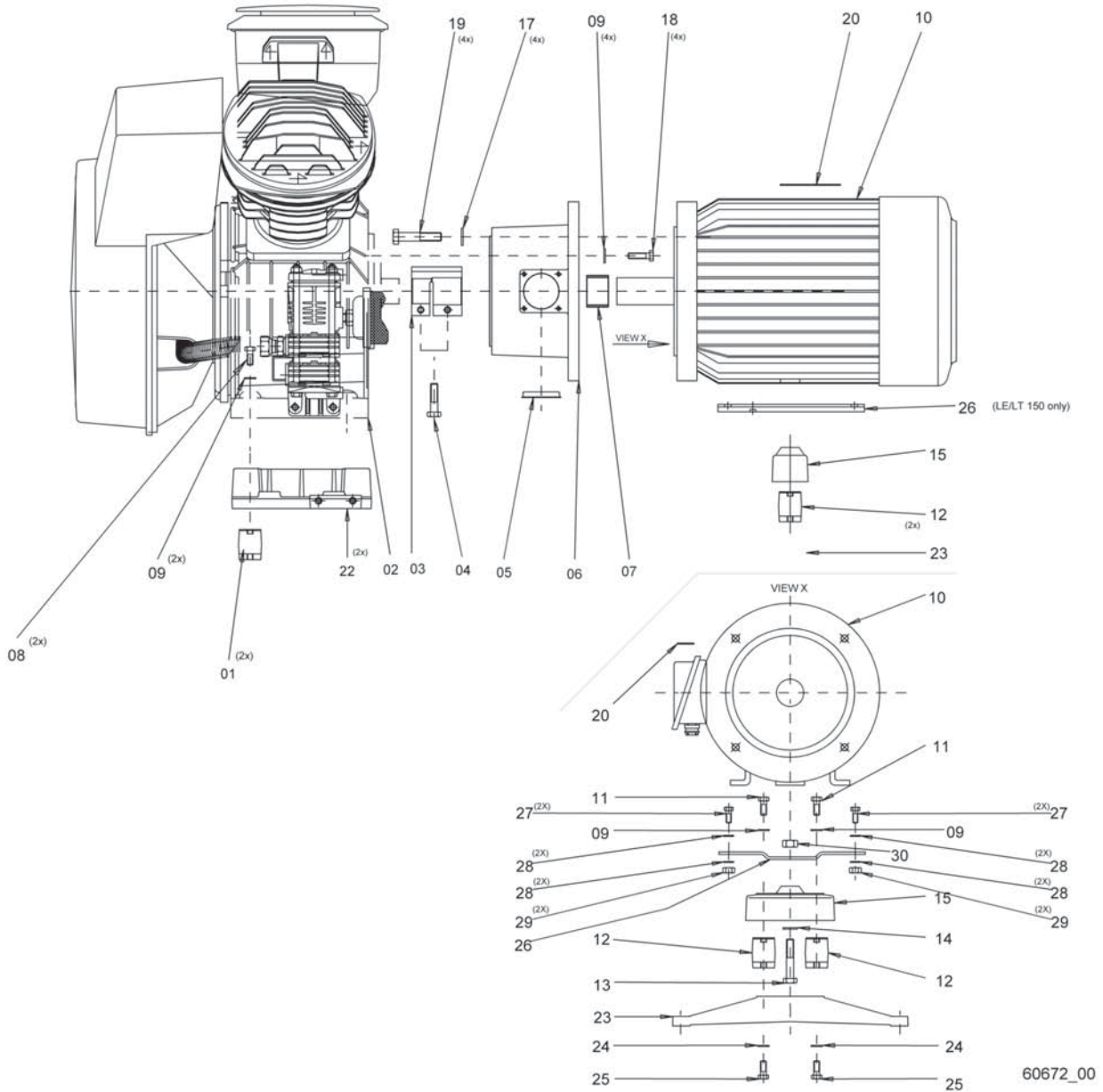


60671_00

Ref.	Part number	Qty	Name	Remarks	Ref.	Part number	Qty	Name	Remarks
01	1503 2960 00	2	Antivibration pad		15		1	Housing	
02	<<<>>>	1	Block		15	1503 0073 00	1	LE/LT5	
03		1	Coupling		16	0266 2112 00	4	Nut	
	1503 3181 00		LE/LT7, LF5, -7		16	0266 2112 00	4	LE/LT7, LF5, -7	
	1503 3180 00		LE/LT10/50Hz		17	0301 2358 00	4	Washer	
04	0147 1329 03	2	Bolt		17	0301 2358 00	4	LE/LT7, LF5, -7	
05	1503 0235 00	1	Plug		18	0147 1326 03	4	Bolt	
06	1503 2871 00	1	Coupling housing		19	0147 1404 03	4	LE/LT7, LF5, -7	
07		1	Bushing		19	0147 1401 03		LE/LT10/50Hz	
	1503 2959 00		LE/LT10/50Hz		20	1088 1001 01	1	Warning mark	
08	0147 1961 84	2	Bolt		21	1503 0605 00	1	Spacer	
09	0301 2335 00	8	Washer		22		1	Foot	
10	<<<>>>	1	Motor	1)	23		1	Foot	
11	0147 1322 03	2	Bolt		24		2	Washer	
12	1503 0204 00	2	Antivibration pad		25		2	Bolt	
13		1	Bolt						
	0147 1329 03		LE/LT7, LF5, -7						
	0147 1363 03		LE/LT10/50Hz						
14		1	Washer						
	0301 2335 00		LE/LT7, LF5, -7						
	0301 2344 00		LE/LT10/50Hz						

1) See / Zie / Se / Siehe / Voir / Véase / Vedere / Se / Ver / Se / Katso
Electrical components

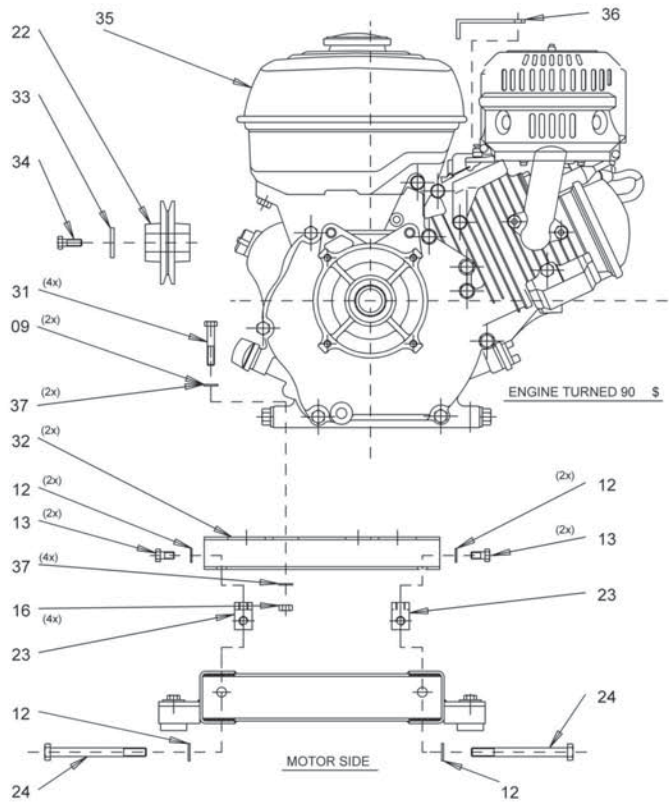
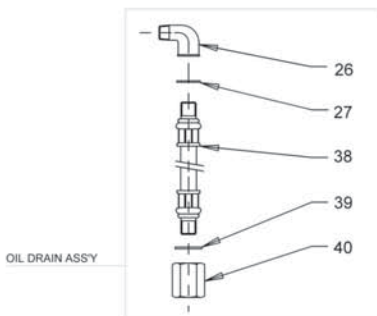
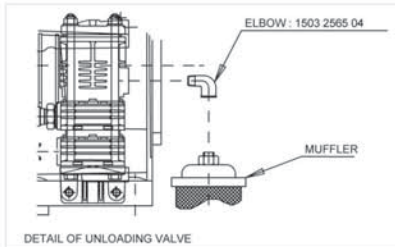
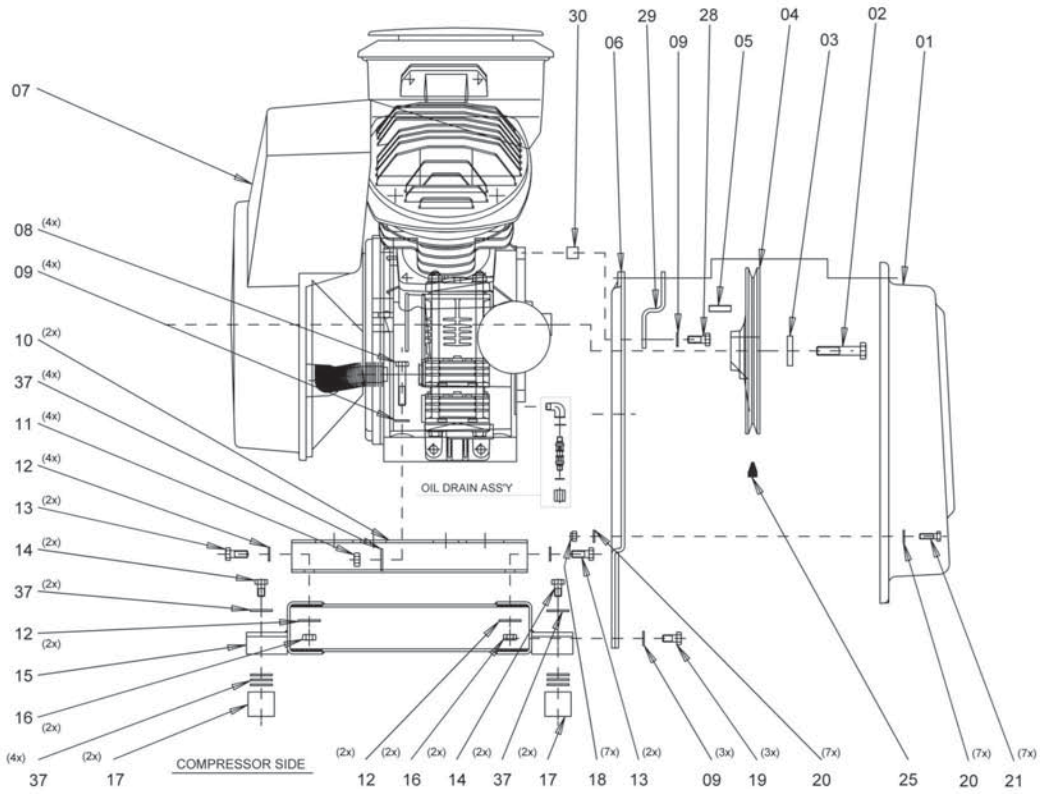
24



Power Pack - LE10/60Hz, -50, -20, LF10

Ref.	Part number	Qty	Name	Remarks	Ref.	Part number	Qty	Name	Remarks
01	1503 2960 01	2	Antivibration pad		20	1088 1001 01	1	Warning mark	
02	<<<>>>	1	Block		22	1503 3121 00	1	Foot	
03	1503 3180 00	1	Coupling		23	1503 0064 00	1	Foot	
04	0147 1962 40	2	Bolt		24	0301 2335 00	2	Washer	
05	1503 0235 00	1	Plug		25	0147 1322 03	2	Bolt	
06	1503 2871 00	1	Coupling housing		26		1	Support	
07	1503 2959 00	1	Bushing			1503 3161 00		LE/LT20	
08	0147 1961 84	2	Bolt		27		4	Bolt	
09	0301 2335 00	8	Washer			0147 1404 03		LE/LT20	
10	<<<>>>	1	Motor	1)	28		8	Washer	
11	0147 1322 03	2	Bolt			0301 2358 00		LE/LT20	
12	1503 0204 00	2	Antivibration pad		29		4	Nut	
13	0147 1363 03	1	Bolt			0266 2112 00		LE/LT20	
14	0301 2344 00	1	Washer		29		1	Nut	
15	1503 0073 00	1	Housing			0266 2112 00		LE/LT20	
17		4	Washer						
18	0147 1326 03	4	Bolt		1)	See / Zie / Se / Siehe / Voir / Véase / Vedere / Se / Ver / Se / Katso			
19	0147 1401 03	4	Bolt			Electrical components			

25

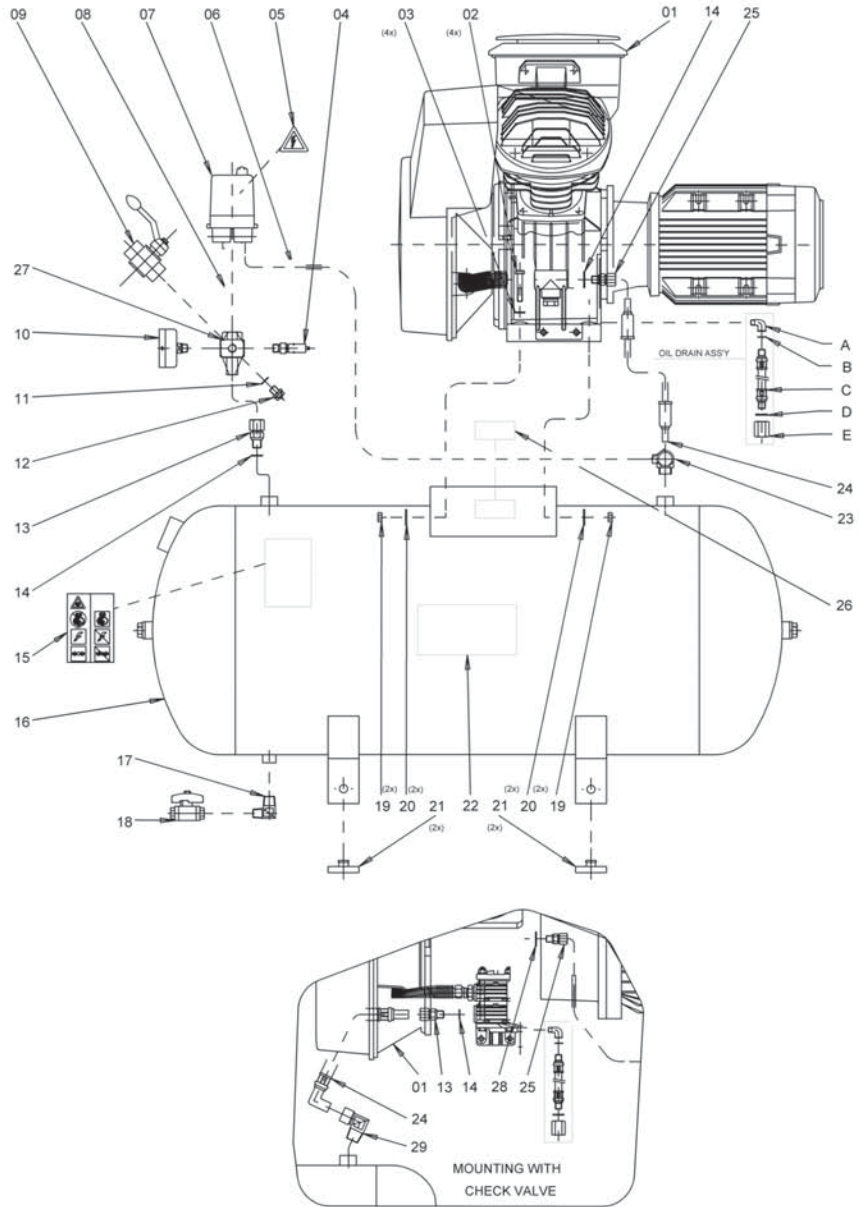


60673_00

Power pack - Arrangement 2 - Petrol

Ref.	Part number	Qty	Name	Remarks	Ref.	Part number	Qty	Name	Remarks
01	1503 3056 00	1	V-belt guard Honda GX160, Honda GX270		25	1503 2499 09	1	V-belt guard Honda GX160	
	1503 0676 00		Honda GX340			1503 2499 10		Honda GX270	
02	0147 1368 03	1	Bolt Honda GX160, Honda GX270		26	0560 0200 53	1	Elbow	
	0147 1370 03		Honda GX340		27	0661 1033 00	1	Gasket	
03	1503 3033 00	1	Washer		28		1	Bolt	
04	1503 0499 00	1	Flywheel Honda GX160, Honda GX270			0147 1323 03		Honda GX160, Honda GX270	
	1503 0500 00		Honda GX340			0147 1327 03		Honda GX340	
05	0337 5103 00	1	Parallel key Honda GX160, Honda GX270		29	1503 3070 00	1	Support Honda GX160, Honda GX270	
	0337 5155 00		Honda GX340			1503 3077 00		Honda GX340	
06	1503 3035 00	1	Inner guard Honda GX160, Honda GX270		30	1503 3071 00	1	Support Honda GX340	
	1503 3076 00		Honda GX340		31	0147 1329 03	4	Bolt	
07	<<<>>>	1	Block		32	1503 3058 00	1	Spacer	
08	0147 1329 03	4	Bolt			1503 3068 00		Honda GX160, Honda GX270, Honda GX340	
09	0301 2335 00	9	Washer		33	2235 0630 00	1	Washer Honda GX160	
10	1503 3058 00	2	Spacer Honda GX160, Honda GX270			1503 0205 00		Honda GX270, Honda GX340	
	1503 3068 00		Honda GX340		34	2235 0566 00	1	Screw	
11	0266 2110 00	4	Nut			2235 0560 00		Honda GX160	
12	0301 2344 00	12	Washer			2235 0560 00		Honda GX270	
13	0147 1360 03	8	Bolt			2235 0561 00		Honda GX340	
14	0147 1321 03	4	Bolt		35	2235 0563 00	1	Motor	
15	1503 3054 00	1	Frame			1503 2496 00		Honda GX160 LE3, LT3-15	
16	0291 1110 00	8	Locknut			2235 0562 00		Honda GX270 LE/LF5, LT5-15	
17	1503 2960 00	2	Antivibration pad			2235 0562 00		Honda GX340 LE/LF7, LF7-15	
18	0291 1110 00	7	Locknut		36	2235 0576 00	1	Bracket	
19	0147 1322 03	3	Bolt		37	0300 8016 00	16	Washer	
20	0301 2321 00	14	Washer			1503 6055 60	1	Oil drain ass'y	
21	0147 1247 03	7	Bolt		38	0574 8097 16	• 1	Hose assembly	
22	1503 0724 03	1	Pulley Honda GX160		39	0653 9078 00	• 1	Gasket	
	1503 8013 00		Honda GX270		40	1503 1217 00	• 1	Cap	
	2235 0558 00		Honda GX340						
23	1503 0700 00	2	Attachment						
24	0147 1961 91	2	Clampscrew						

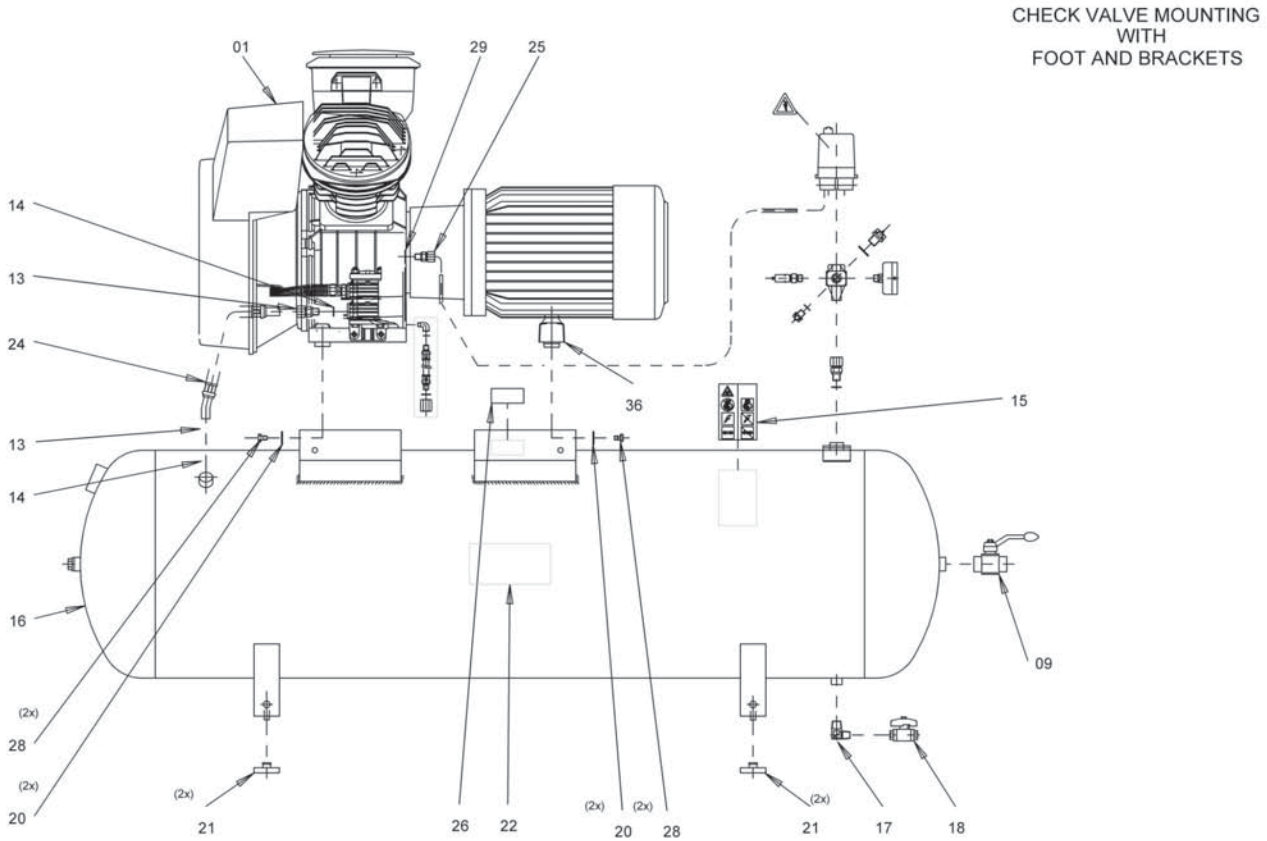
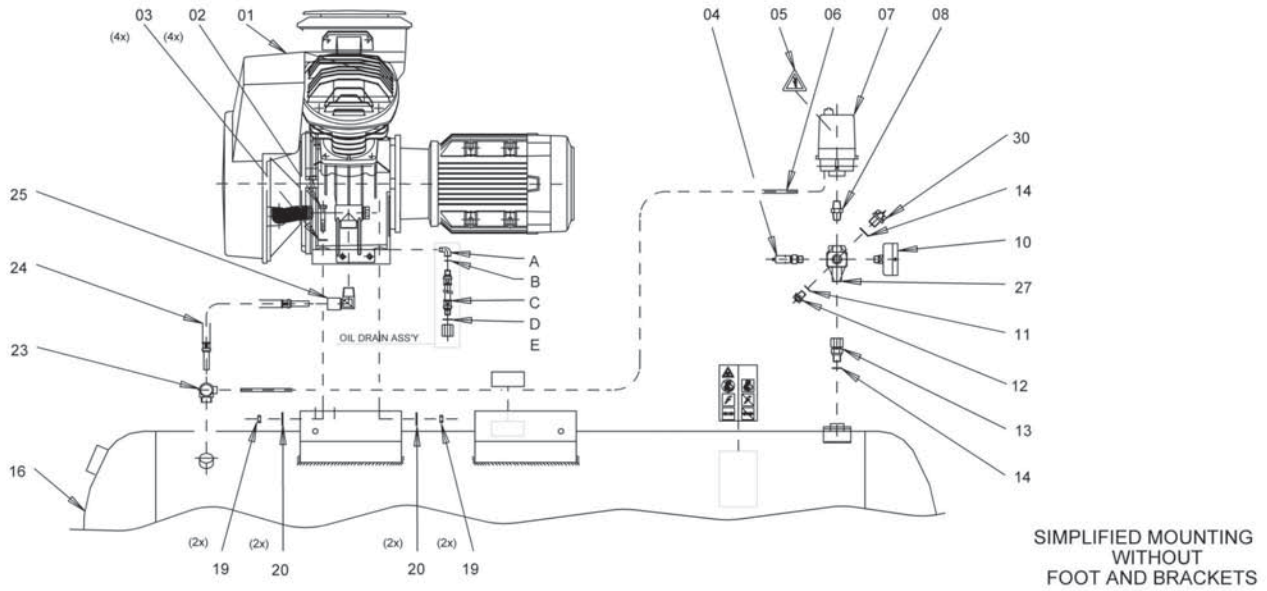
26



Complete unit - Horizontal - 120l - D.O.L. for LE/LF/LT2, -3, -5

Ref.	Part number	Qty	Name	Remarks	Ref.	Part number	Qty	Name	Remarks
01	<<<>>>	1	Power pack		17	1503 2565 41	1	Elbow	
02	0147 1329 03	4	Bolt		18	1503 2531 00	1	Ball valve	
03	0301 2335 00	4	Washer		19	0266 2110 00	4	Nut	
04		1	Safety valve		20	0300 8019 00	4	Washer	
	0830 1007 68		10 bar(e)		21	1502 4202 00	4	Pad	
	0830 1007 71		15 bar(e)		22	0690 1112 01	1	House label	
	0830 1007 72		20 bar(e)		23		1	Check valve	
	0830 1008 57		155 psig			2235 1542 00		Simplified check valve	
	0830 1009 04		225 psig		24		1	Hose assy	
	0830 1009 05		300 psig			1503 2515 00		Simplified check valve	
05	1088 1001 01	1	Warning mark			1503 2609 00		Check valve	
06	0070 6002 01	AR	Flexible pipe		25		1	Coupling	
07	<<< >>>	1	Pressure switch 1)			0580 0200 08		Simplified check valve	
08		1	Stud			0580 0202 03		Check valve	
	1503 2564 02		MDR3		26	1503 2975 00	1	CE Data label	
	0603 5105 03		MDR6/5		27	1503 2963 00	1	Connection	
09	0852 0010 14	1	Ball valve		28		1	Gasket	
10		1	Pressure gauge			0653 9038 00		Check valve	
	0872 1000 53		10 bar(e)/155 psig		29		1	Elbow coupling	
	0872 1000 54		15 bar(e)/225 psig			0580 2213 03		Check valve	
	0872 1000 55		20 bar(e)/300 psig		A	0560 0200 53	1	Elbow	LE/LT
11	0653 9056 00	1	Gasket		B	0661 1033 00	1	Gasket	LE/LT
12	0686 3716 01	1	Plug		C	0574 8097 16	1	Hose assy	LE/LT
13	0580 0213 03	1	Coupling		D	0653 9078 00	1	Gasket	LE/LT
14	0653 9098 00	1	Gasket		E	1503 1217 00	1	Cap	LE/LT
15	1079 9901 09	1	Label						
16		1	Air receiver		1)	See / Zie / Se / Siehe / Voir / Véase / Vedere / Se / Ver / Se / Katso			
	1503 2966 80		10 bar(e)			Electrical components			
	1503 2969 80		15 bar(e)						
	1503 8000 80		20 bar(e)						

27



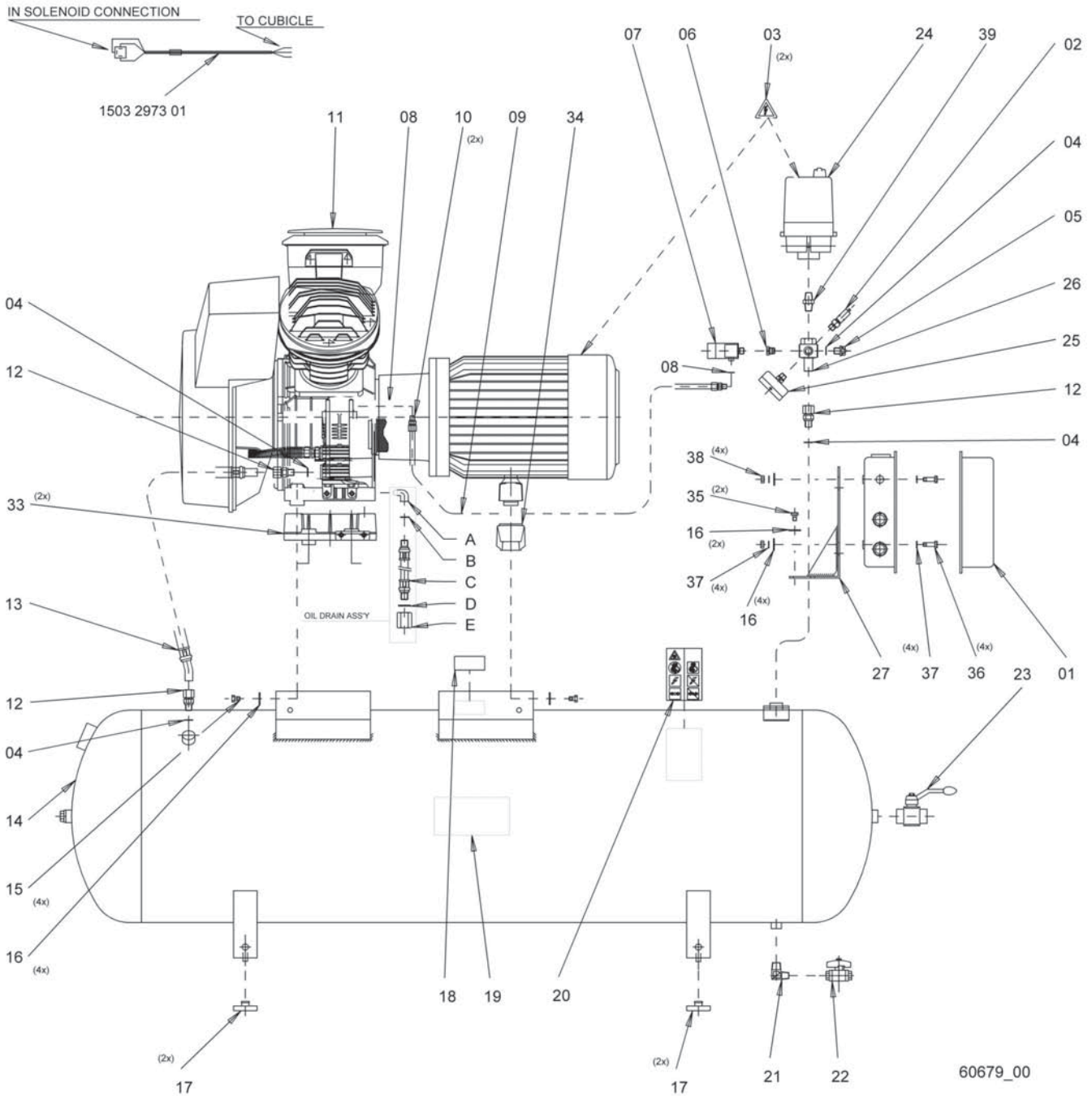
60677_00

**Full Feature - Horizontal - 250l/475l - D.O.L. for
LE/LT5, -7, -10/50Hz, LF5, -7**

27

Ref.	Part number	Qty	Name	Remarks	Ref.	Part number	Qty	Name	Remarks
01	<<< >>>	1	Power pack		17	1503 2565 41	1	Elbow	
02	0147 1329 03	4	Bolt		18	1503 2531 00	1	Ball valve	
03	0301 2335 00	4	Washer		19	0266 2110 00	4	Nut	
04		1	Safety valve		20	0300 8019 00	4	Washer	
	0830 1007 68		10 bar(e)		21	1502 4202 00	4	Pad	
	0830 1007 71		15 bar(e)		22	0690 1112 01	1	House label	
	0830 1007 72		20 bar(e)		23		1	Check valve	
	0830 1008 57		155 psig			2235 1542 00		Simplified check valve	
	0830 1009 04		225 psig		24		1	Hose assy	
	0830 1009 05		300 psig			1503 2515 00		Simplified check valve	
05	1088 1001 01	1	Warning mark			0575 0116 10		Check valve	
06	0070 6002 01	AR	Flexible pipe		25		1	Coupling	
07	<<< >>>	1	Pressure switch 1)			0580 2227 03		Simplified check valve	
08		1	Stud			0580 0202 03		Check valve	
	1503 2564 02		MDR3		26	1503 2975 00	1	CE Data label	
	0603 5105 03		MDR5/6		27	1503 2963 00	1	Connection	
09	0852 0010 14	1	Ball valve		28	0147 1321 03	2	Bolt	
10		1	Pressure gauge		29		1	Gasket	
	0872 1000 53		10 bar(e)/155 psig			0653 9038 00		Check valve	
	0872 1000 54		15 bar(e)/225 psig		30	0686 3716 03	1	Plug	
	0872 1000 55		20 bar(e)/300 psig			0580 2213 03		Check valve	
11	0653 9056 00	1	Gasket		A	0560 0200 53	1	Elbow	LE/LT
12	0686 3716 01	1	Plug		B	0661 1033 00	1	Gasket	LE/LT
13	0580 0213 03	1	Coupling		C	0574 8097 16	1	Hose assy	LE/LT
14	0653 9098 00	1	Gasket		D	0653 9078 00	1	Gasket	LE/LT
15	1079 9901 09	1	Label		E	1503 1217 00	1	Cap	LE/LT
16		1	Air receiver						
	1503 2967 80		10 bar(e) - 250l		1)	See / Zie / Se / Siehe / Voir / Vêase / Vedere / Se / Ver / Se			
	1503 2968 80		10 bar(e) - 475l			/ Katso			
	1503 2970 80		15 bar(e) - 250l			Electrical components			
	1503 2971 80		15 bar(e) - 475l						
	1503 8001 80		20 bar(e) - 250l						
	1503 8002 80		20 bar(e) - 475l						

28



60679_00

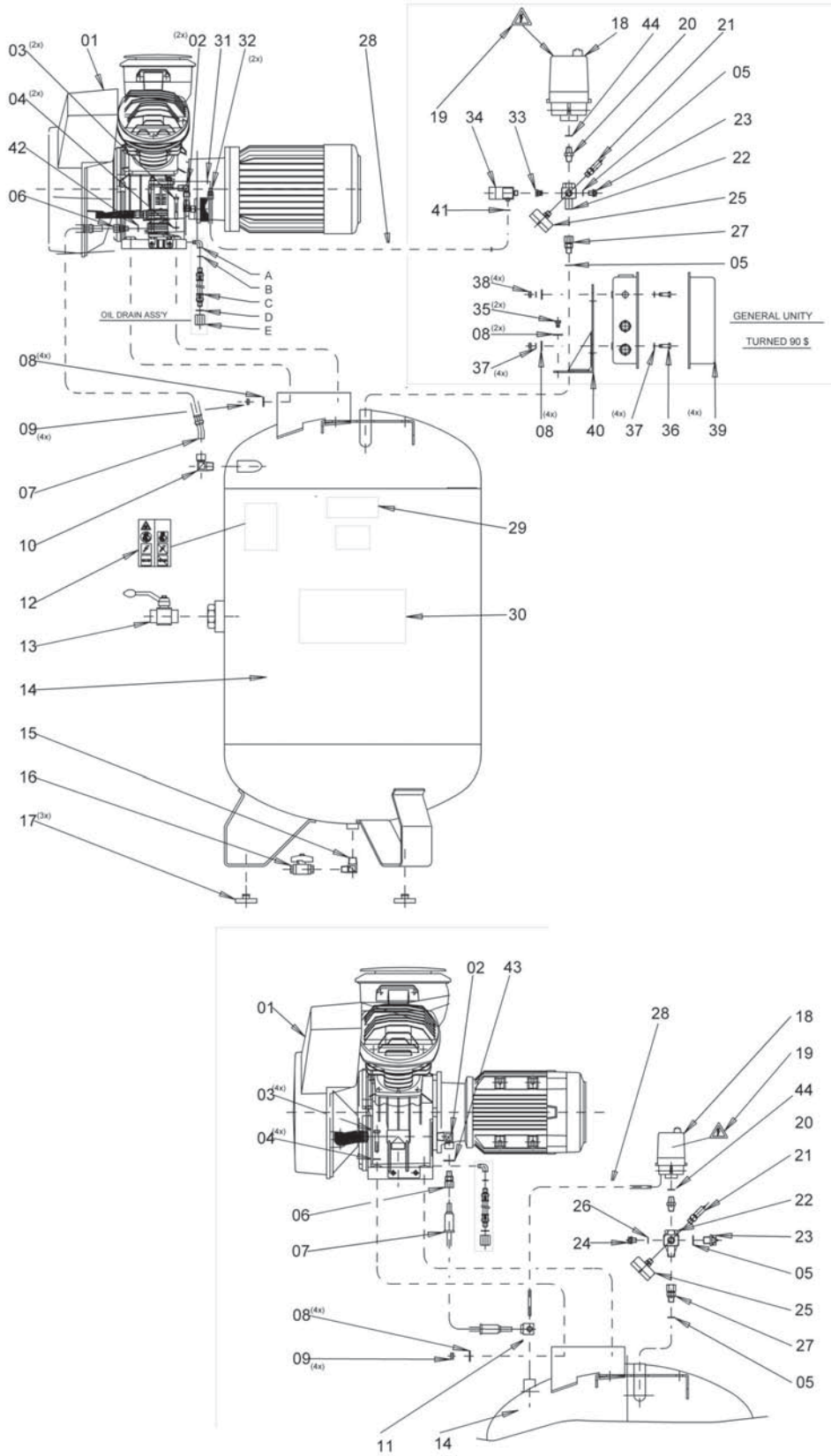
**Full Feature - Horizontal - 250I/475I - Star/delta.-starter for
LE/LT5, -7, -10/50Hz, LE15, -20, LF5, -7, -10**

28

Ref.	Part number	Qty	Name	Remarks	Ref.	Part number	Qty	Name	Remarks
01	<<<< >>>>	1	Cubicle		17	1502 4202 00	4	Pad	
02		1	Safety valve		18	1503 2975 00	1	CE Data label	
	0830 1007 68		10 bar(e)		19	0690 1112 01	1	House label	
	0830 1007 71		15 bar(e)		20	1079 9901 09	1	Label	
	0830 1007 72		20 bar(e)		21	1503 2565 41	1	Elbow	
	0830 1008 57		155 psig		22	1503 2531 00	1	Ball valve	
	0830 1009 04		225 psig		23	0852 0010 14	1	Ball valve	
	0830 1009 05		300 psig		24	<<<< >>>>	1	Pressure switch 1)	
03	1088 1001 01	2	Warning mark		25		1	Pressure gauge	
04	0653 9098 00	3	Gasket			0872 1000 53		10 bar(e)/155 psig	
05	0686 3716 02	1	Plug			0872 1000 54		15 bar(e)/225 psig	
06	1503 2964 00	1	Bushing			0872 1000 55		20 bar(e)/300 psig	
07		1	Solenoid valve			1503 0643 00		30 bar(e)	
	1089 0621 32		10 bar(e) - 230V/50-60Hz		26	1503 2963 00	1	Connection	
	1089 0621 30		15/20 bar(e) - 230V/50-60Hz		27	1503 8085 00	1	Support	
1	089 0479 60		30 bar(e) - 230V/50-60Hz		33	1503 3121 00	2	Foot	
08	0653 9038 00	2	Gasket		34	1503 0064 00	1	Foot	
09	0070 6002 01	AR	Flexible pipe		35	0147 1323 03	2	Bolt	
10	0580 0202 03	1	Coupling		36	0160 6084 00	4	Screw	
11	<<<< >>>>	1	Power pack		37	0301 2321 00	8	Washer	
12	0580 0213 03	3	Coupling		38	0266 2108 00	4	Nut	
13	0575 0116 01	1	Hose assy		39		1	Stud	
14		1	Air receiver			1503 2564 02		MDR3	
	1503 2967 80		10 bar(e) - 250l			0603 5105 03		MDR6/5	
	1503 2968 80		10 bar(e) - 475l		A	0560 0200 53	1	Elbow	LE/LT
	1503 2970 80		15 bar(e) - 250l		B	0661 1033 00	1	Gasket	LE/LT
	1503 2971 80		15 bar(e) - 475l		C	0574 8097 16	1	Hose assy	LE/LT
	1503 8001 80		20 bar(e) - 250l		D	0653 9078 00	1	Gasket	LE/LT
	1503 8002 80		20 bar(e) - 475l		E	1503 1217 00	1	Cap	LE/LT
15	0147 1320 03	4	Bolt						
16	0300 8019 00	10	Washer		1)	See / Zie / Se / Siehe / Voir / Véase / Vedere / Se / Ver / Se / Katso			

Electrical components

29

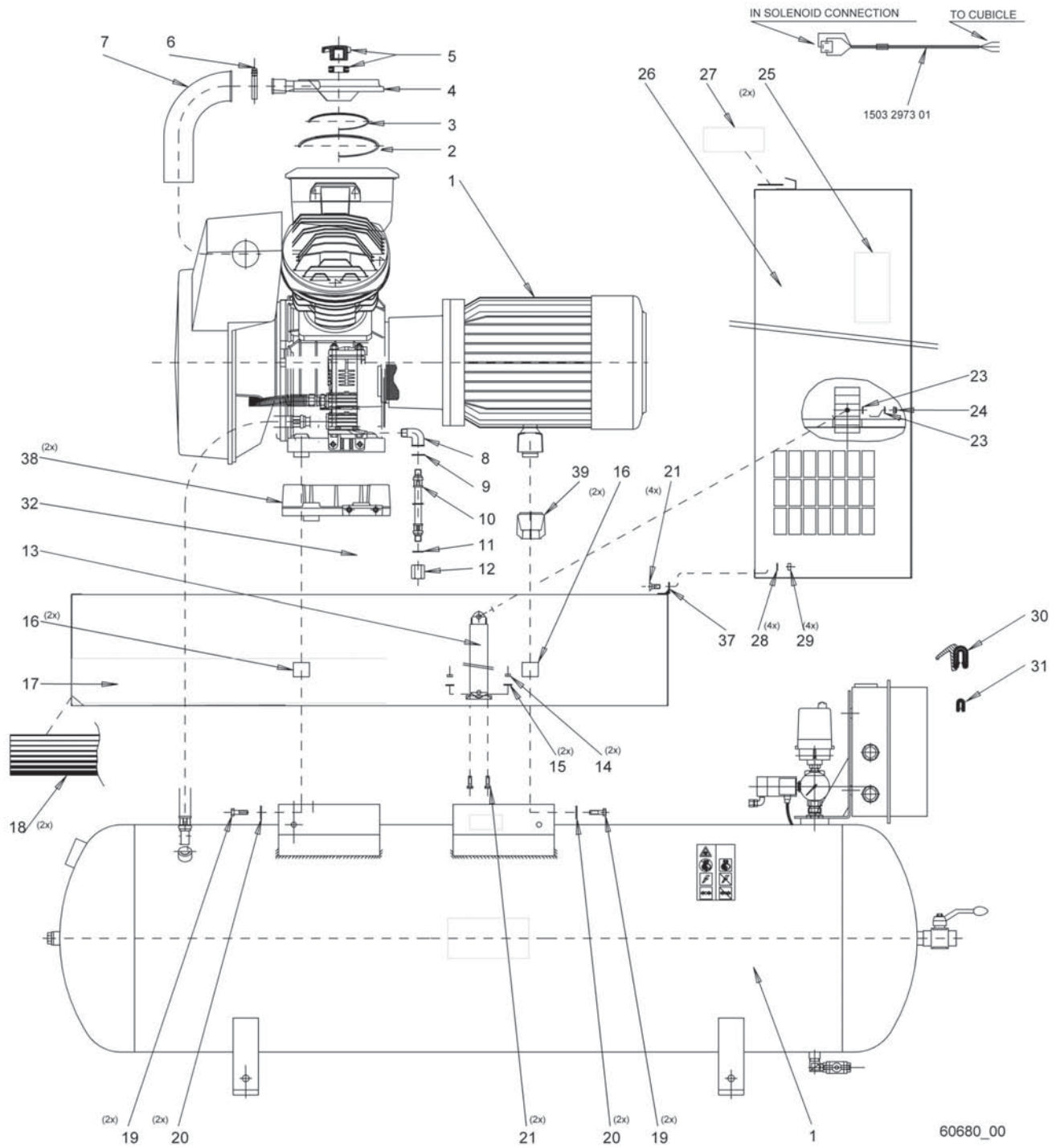


62005_00

Full Feature - Vertical - 250I for LE/LF/LT2, -3, -5

Ref.	Part number	Qty	Name	Remarks	Ref.	Part number	Qty	Name	Remarks
01	<<<< >>>>	1	Power pack		22	1503 2963 00	1	Connection	
02			Elbow		23	0686 3716 02	1	Plug	
	1503 2565 04	1	Simplified check valve		24		1	Plug	
	1503 2565 04	2	Check valve, Unloading valve			0686 3716 01	1	Simplified check valve	
03			Bolt		25		1	Pressure gauge	
	0147 1329 03	4	Simplified check valve			0872 1000 53		10 bar(e)/155 psig	
	0147 1329 03	2	Check valve, Unloading valve			0872 1000 54		15 bar(e)/225 psig	
04			Washer		26	0653 9056 00	1	Gasket	
	0301 2335 00	4	Simplified check valve		27	0580 0213 03	1	Coupling	
	0301 2335 00	2	Check valve, Unloading valve		28		AR	Flexible pipe	
05	0653 9098 00	2	Gasket			0070 6002 01		Simplified check valve	
06		1	Pipe coupling		29	1503 2975 00	1	CE Data label	
	0580 0200 08		Simplified check valve		30	0690 1112 01	1	House label	
	0580 0213 03		Check valve, Unloading valve		31		1	Gasket	
07		1	Hose assy			0653 9039 00	2	Check valve, Unloading valve	
	1503 2515 00		Simplified check valve		32	0580 0202 03		Coupling	
	0575 0116 10		Check valve, Unloading valve		33		1	Check valve, Unloading valve	
08			Washer		34	1503 2964 00	1	Bushing	
	0300 8019 00	4	Simplified check valve			1089 0479 58		Unloading valve	
	0300 8019 00	10	Check valve, Unloading valve			1089 0479 59		10 bar(e) - Unloading valve	
09	0266 2110 00	4	Nut			1089 0479 60		15 bar(e) - Unloading valve	
10		1	Elbow coupling		35	0147 1323 03	2	20 bar(e) - Unloading valve	
	0580 2213 03		Check valve, Unloading valve		36	0160 6084 00	4	Bolt	Unloading
11		1	Check valve		37	0301 3221 00	4	valve	Unloading valve
	2235 1542 00		Simplified check valve		38	0266 2108 00	4	Washer	Unloading valve
12	1079 9901 09	1	Label		39	<<<< >>>>	1	Nut	Unloading valve
13	0852 0010 14	1	Ball valve		40	1503 8085 00	1	Cubicle	Unloading valve
14		1	Air receiver		41	0653 9038 00	1	Support	Unloading valve
	1503 2979 80		15 bar(e)		42	0653 9038 00	1	Gasket	
	1503 8027 80		20 bar(e)		43	0653 9038 00	1	Gasket	
15	1503 2565 41	1	Elbow		44	1503 8255 00	1	Gasket	
16	1503 2531 00	1	Ball valve		A	0560 0200 53	1	Washer	
17	1502 4202 00	3	Pad			0661 1033 00	1	Elbow	LE/LT
18	<<<< >>>>	1	Pressure switch 1)		B	0574 8097 16	1	Gasket	LE/LT
19	1088 1001 01	1	Warning mark		C	0653 9078 00	1	Hose assy	LE/LT
20		1	Stud		D	1503 1217 00	1	Gasket	LE/LT
	1503 2564 02		MDR3		E		1	Cap	LE/LT
	0603 5105 03		MDR6/5		1)	See / Zie / Se / Siehe / Voir / Vêase / Vedere / Se / Ver / Se / Katso			
21		1	Safety valve			Electrical components			
	0830 1007 68		10 bar(e)						
	0830 1007 71		15 bar(e)						
	0830 1007 72		20 bar(e)						

30

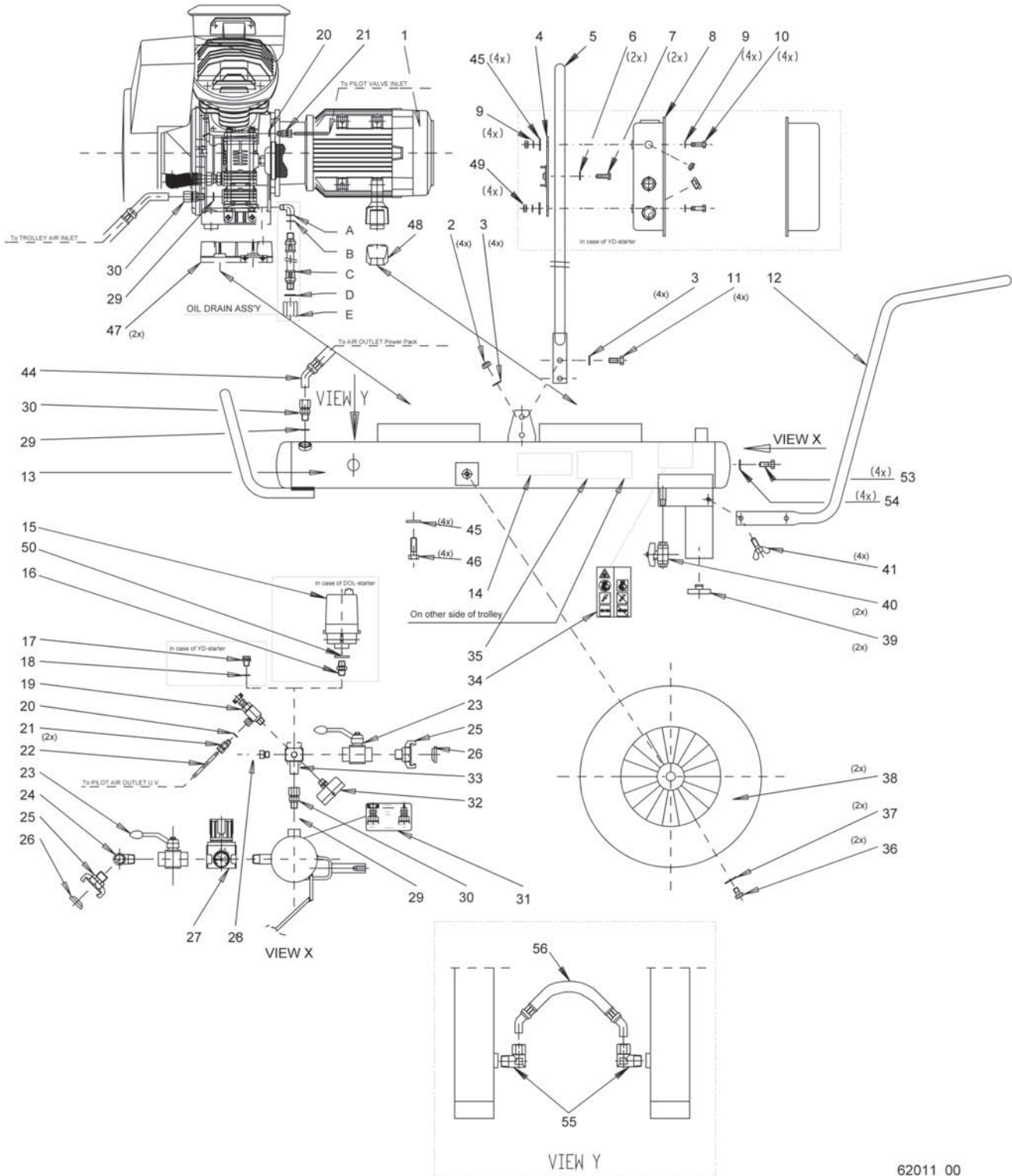


60680_00

Full Feature - Silent hood

Ref.	Part number	Qty	Name	Remarks	Ref.	Part number	Qty	Name	Remarks
01	<<<< >>>>	1	Full Feature		22			Screw	
02	1619 5562 00	AR	Seal			0162 4322 00	1	LE/LT2, -3, -5, -7, -10/50Hz,	
03	1619 7252 02	AR	Seal					LF2, -3, -7	
04	1612 4067 00	3	Gasket		23	0162 4322 00	2	LE10/60Hz, LE15, -20, LF10	
05		-	Parts of Power pack					Washer	
06	0347 6113 00	1	Hose clamp			0301 2335 00	2	LE/LT2, -3, -5, -7, -10/50Hz,	
07		1	Suction pipe					LF2, -3, -7	
	1503 3007 00		LE/LT2, -3, -5, LF2, -3			0301 2335 00	4	LE10/60Hz, LE15, -20, LF10	
	1503 3008 00		LE/LT7, -10/50Hz, LF5, -7		24			Locknut	
08	0560 0200 53	1	Elbow	LE/LT		0291 1110 00	1	LE/LT2, -3, -5, -7, -10/50Hz,	
09	0661 1033 00	1	Gasket	LE/LT				LF2, -3, -7	
10	0574 8097 16	1	Hose assy	LE/LT		0291 1110 00	2	LE10/60Hz, LE15, -20, LF10	
11	0653 9078 00	1	Gasket	LE/LT	25	0690 1116 01	2	House label	
12	1503 1217 00	1	Cap	LE/LT	26		1	Hood	
13			Stay			1503 2982 00		LE/LT2, -3, -5, LF2, -3	
	1503 1024 00	1	LE/LT2, -3, -5, -7, -10/50Hz,			1503 2994 00		LE/LT7, -10/50Hz, LF5, -7	
			LF2, -3, -7			1503 3062 00		LE10/60Hz, LE15, -20, LF10	
14	1503 1024 00	2	LE10/60Hz, LE15, -20, LF10		27	1503 2975 00	1	CE data plate	
			Nut		28	0301 2335 00	4	Washer	
	0266 2108 00	2	LE/LT2, -3, -5, -7, -10/50Hz,		29	0266 2110 00	4	Nut	
			LF2, -3, -7		30	1619 2665 00	AR	Seal	
	0266 2108 00	4	LE10/60Hz, LE15, -20, LF10		31	1619 2758 00	AR	Seal	
15			Washer		37		1	Hinge	
	0301 2321 00	2	LE/LT2, -3, -5, -7, -10/50Hz,			1503 2981 00		LE/LT2, -3, -5, LF2, -3	
			LF2, -3, -7			1503 2993 00		LE/LT7, -10/50Hz, LF5, -7	
	0301 2321 00	4	LE10/60Hz, LE15, -20, LF10			1503 2806 00		LE10/60Hz, LE15, -20, LF10	
16		4	Spacer		38		2	Foot	
	1503 3031 00		LE/LT7, -10/50Hz, LF5, -7			1503 3121 00		LE10/60Hz, LE15, -20, LF10	
	1503 8089 00		LE10/60Hz, LE15, -20, LF10		39		1	Foot	
17		1	Bottom			1503 0064 00		LE10/60Hz, LE15, -20, LF10	
	1503 2980 00		LE/LT2, -3, -5, LF2, -3				1	Sales kit version - Hood	
	1503 2992 00		LE/LT7, -10/50Hz, LF5, -7			8070 2601 49		LE/LT2, -3, -5	
	1503 3061 00		LE10/60Hz, LE15, -20, LF10			8070 2603 47		LF2, -3	
18		-	Not used			8070 2601 56		LE/LT7, 10	
19		4	Bolt			8070 2603 54		LF5, -7	
	0147 1321 03		LE/LT2, -3, -5, LF2, -3			8070 2605 60		LF10-3 cyl	
	0147 1960 44		LE/LT7, -10, LE15, -20,			8070 2605 52		LE10(60Hz), -15, -20	
			LF5, -7, -10						
20	0301 2321 00	4	Washer						
21			Bolt						
	0147 1247 03	6	LE/LT2, -3, -5, -7, -10/50Hz,						
			LF2, -3, -7						
	0147 1247 03	8	LE10/60Hz, LE15, -20, LF10						

31



62011_00

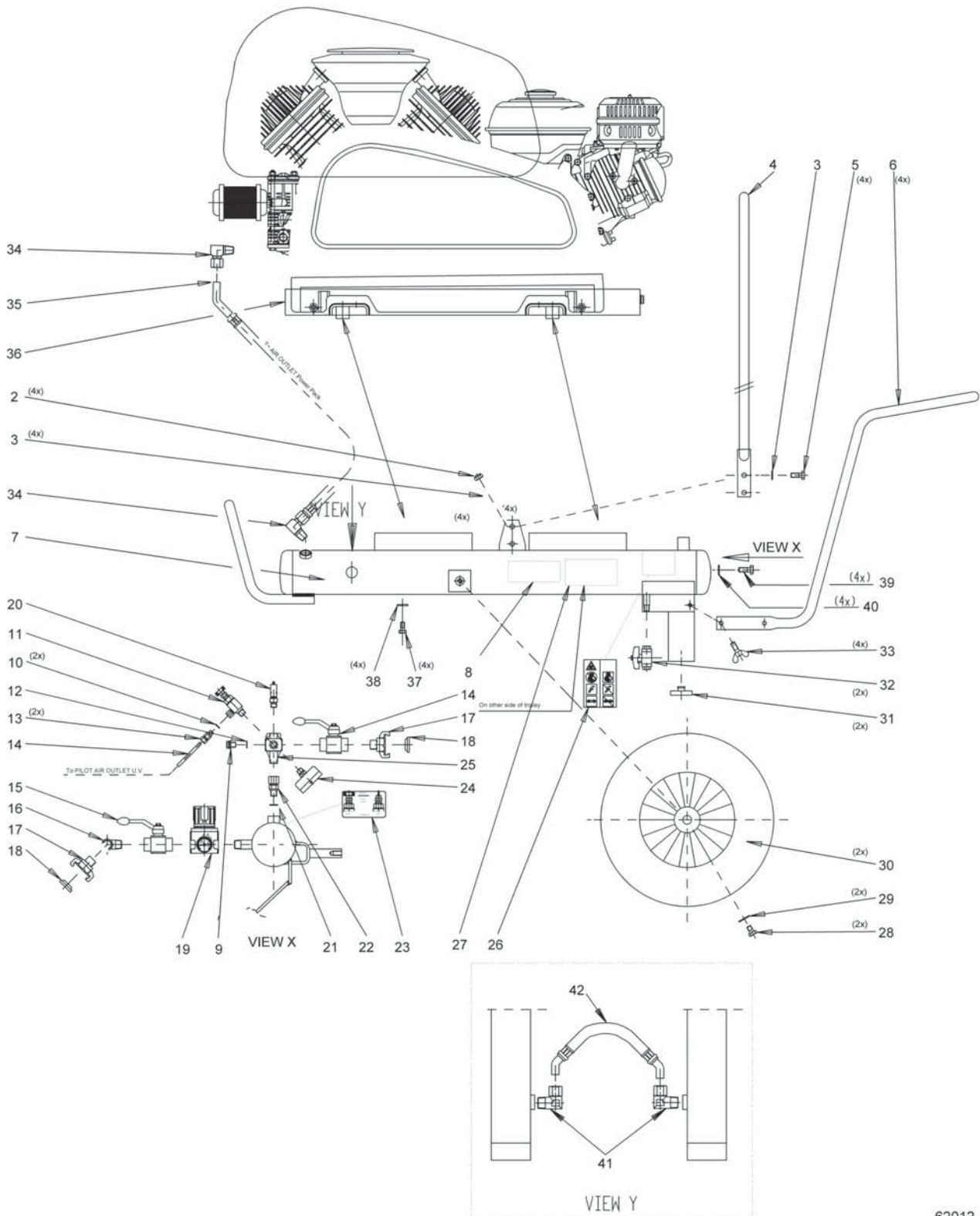
Trolley version - Arrangement E

Ref.	Part number	Qty	Name	Remarks	Ref.	Part number	Qty	Name	Remarks
01	<<< >>>	1	Power pack		28		1	Safety valve	
02	0291 1111 00	4	Nut			0830 1007 68		10 bar(e)	
03	0301 2344 00	8	Washer			0830 1007 71		15 bar(e)	
04		1	Support			0830 8216 00		20 bar(e)	
	1503 3044 00		LE/LT5, -7, -10, LE15, -20, LF5, -7		29	0653 9098 00	4	Gasket	
05	1503 3042 00	1	Lifting beam		30	0580 0213 03	3	Coupling	
06		2	Washer		31	2235 0623 00	1	Label	
	0301 2335 00		LE/LT5, -7, -10, LE15, -20, LF5, -7		32		1	Pressure gauge	
07		2	Bolt			0872 1000 53		10 bar(e)/155 psig	
	0147 1327 03		LE/LT5, -7, -10, LE15, -20, LF5, -7			0872 1000 54		15 bar(e)/225 psig	
08	<<< >>>	1	Cubicle 1)			0872 1000 55		20 bar(e)/300 psig	
			LE/LT5, -7, -10, LE15, -20, LF5, -7		33	1503 2963 00	1	Connection	
09		2	Washer		34	1079 9901 09	1	Label	
	0301 2335 00		LE/LT5, -7, -10, LE15, -20, LF5, -7		35	0690 1112 01	1	House Label	
10		2	Bolt		36	0147 1359 03	2	Bolt	
	0147 1322 03		LE/LT5, -7, -10, LE15, -20, LF5, -7		37	0300 8006 00	2	Washer	
11	0147 1362 03	4	Bolt		38	2235 0524 00	2	Wheel	
12	2235 0526 00	1	Handle		39	1502 4202 00	2	pad	
13	1503 3040 00	1	Frame		40	1503 2531 00	2	Ball valve	
14	1503 2975 00	1	CE Data label		41	2235 0837 00	4	Wing bolt	
15	<<< >>>	1	Pressure switch 1) LE/LT/LF2, -3, -5, -7		44	0575 0116 10	1	Hose assy	
16		1	Stud		45	0300 8019 00	4	Washer	
	1503 2564 02		MDR3		46		4	Bolt	
	0603 5105 03		MDR6/5			0147 1330 03		LE/LT/LF2, -3	
17		1	Plug			0147 1322 03		LE/LT5, -7, -10, LE15, -20, LF5, -7	
	0686 3716 01		LE/LT5, -7, -10, LE15, -20, LF5, -7		47		1	Foot	
18		1	Gasket			15033121 00		LF5, LE/LT10, LE15, -20	
	0653 9056 00		LE/LT5, -7, -10, LE15, -20, LF5, -7		48		1	Foot	
19		1	Pilot valve			1503 0064 00		LF5, LE/LT10, LE15, -20	
	1503 1329 01		10 bar(e)		49		1	Nut	
	1503 1329 04		15 bar(e)			0266 2108 00		LE/LT5, -7, -10, LE15, -20, LF5, -7	
	1503 8215 00		20 bar(e)		50	1503 8255 00	1	Washer	
20	0653 9038 00	2	Gasket		53	0686 3716 02	1	Plug	
21	0580 0202 03	3	Coupling		54	0653 9098 00	1	Gasket	
22	0070 6002 01	AR	Flexible pipe		55	0580 2213 03	2	Elbow coupling	
23	0852 0010 14	2	Ball valve		56	0575 0116 10	1	Hose assembly	
24	1503 2564 04	1	Elbow		A	0560 0200 53	1	Elbow	LE/LT
25	2235 0218 00	2	Quick fit connector		B	0661 1033 00	1	Gasket	LE/LT
26	2235 0228 00	2	Gasket		C	0574 8097 16	1	Hose assy	LE/LT
27		1	Pressure regulator		D	0653 9078 00	1	Gasket	LE/LT
	9069 0231 00		10 bar(e), 15 bar(e)		E	1503 1217 00	1	Cap	LE/LT
	1503 8216 00		20 bar(e)						

1) See / Zie / Se / Siehe / Voir / Véase / Vedere / Se / Ver / Se / Katso

Electrical components

32

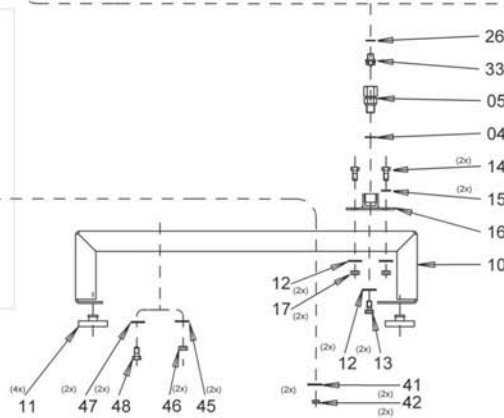
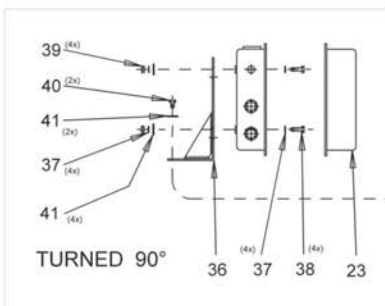
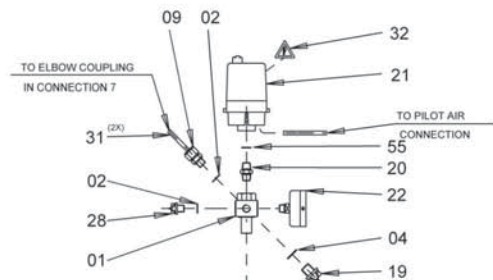
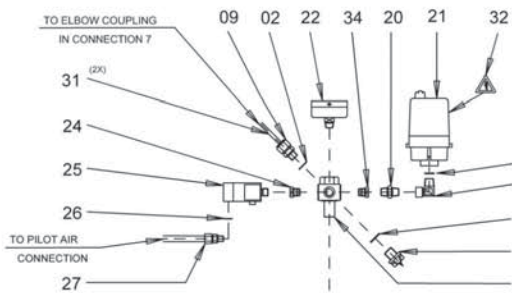
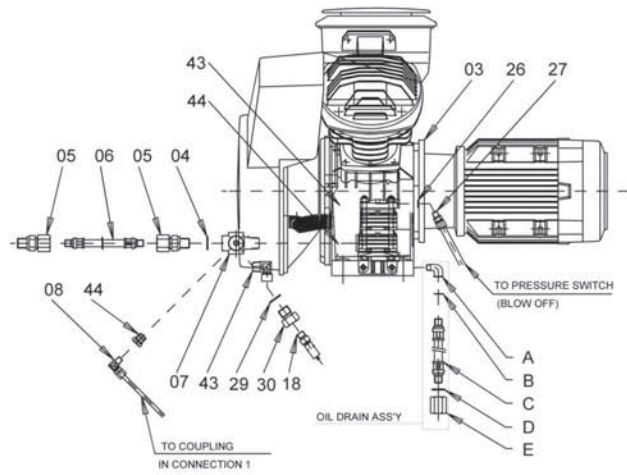
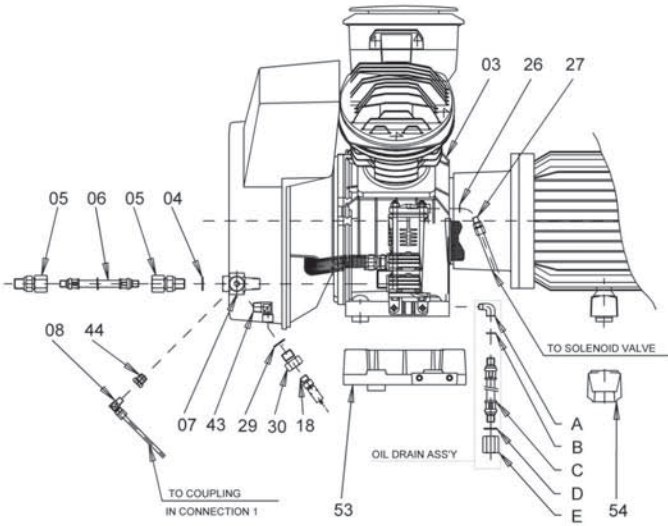


62012_00

Trolley version - Arrangement 2 - Petrol - LE/LT/LF2, -3, -5, -7, -10

Ref.	Part number	Qty	Name	Remarks	Ref.	Part number	Qty	Name	Remarks
01	<<<< >>>>	1	Power pack		21	0653 9098 00	1	Gasket	
02	0291 1111 00	4	Nut		22	0580 0213 03	3	Coupling	
03	0301 2344 00	8	Washer		23	2235 0623 00	1	Label	
04	1503 3042 00	1	Lifting beam		24		1	Pressure gauge	
05	0147 1362 03	4	Bolt			0872 1000 53		10 bar(e)/155 psig	
06	2235 0526 00	1	Handle			0872 1000 54		15 bar(e)/225 psig	
07	1503 3040 00	1	Frame		25	1503 2963 00	1	Connection	
08	1503 2975 00	1	CE Data label		26	1079 9901 09	1	Label	
09	0686 3716 01	1	Plug		27	0690 1112 01	1	House Label	
10	0653 9038 00	2	Gasket		28	0147 1359 03	2	Bolt	
11		1	Pilot valve		29	0300 8006 00	2	Washer	
	1503 1329 01		10 bar(e)		30	2235 0524 00	2	Wheel	
	1503 1329 04		15 bar(e)		31	1502 4202 00	2	pad	
12	0653 9056 00	1	Gasket		32	1503 2531 00	2	Ball valve	
13	0580 0202 03	2	Coupling		33	2235 0837 00	4	Wing bolt	
14	0070 6002 01	AR	Flexible pipe		34	0580 2213 03	1	Elbow coupling	
15	0852 0010 14	2	Ball valve		35	0575 0116 10	1	Hose assy	
16	1503 2564 04	1	Elbow		36	9820 2304 82	1	Arrangement 2 kit	
17	2235 0218 00	2	Quick fit connector		37	0147 1322 03	4	Bolt	
18	2235 0228 00	2	Gasket		38	0300 8019 00	4	Washer	
19	9069 0231 00	1	Pressure regulator		39	0686 3716 02	1	Plug	
20		1	Safety valve		40	0653 9098 00	1	Gasket	
	0830 1007 68		10 bar(e)		41	0580 2213 03	2	Elbow coupling	
	0830 1007 71		15 bar(e)		42	0575 0116 10	1	Hose assembly	

33

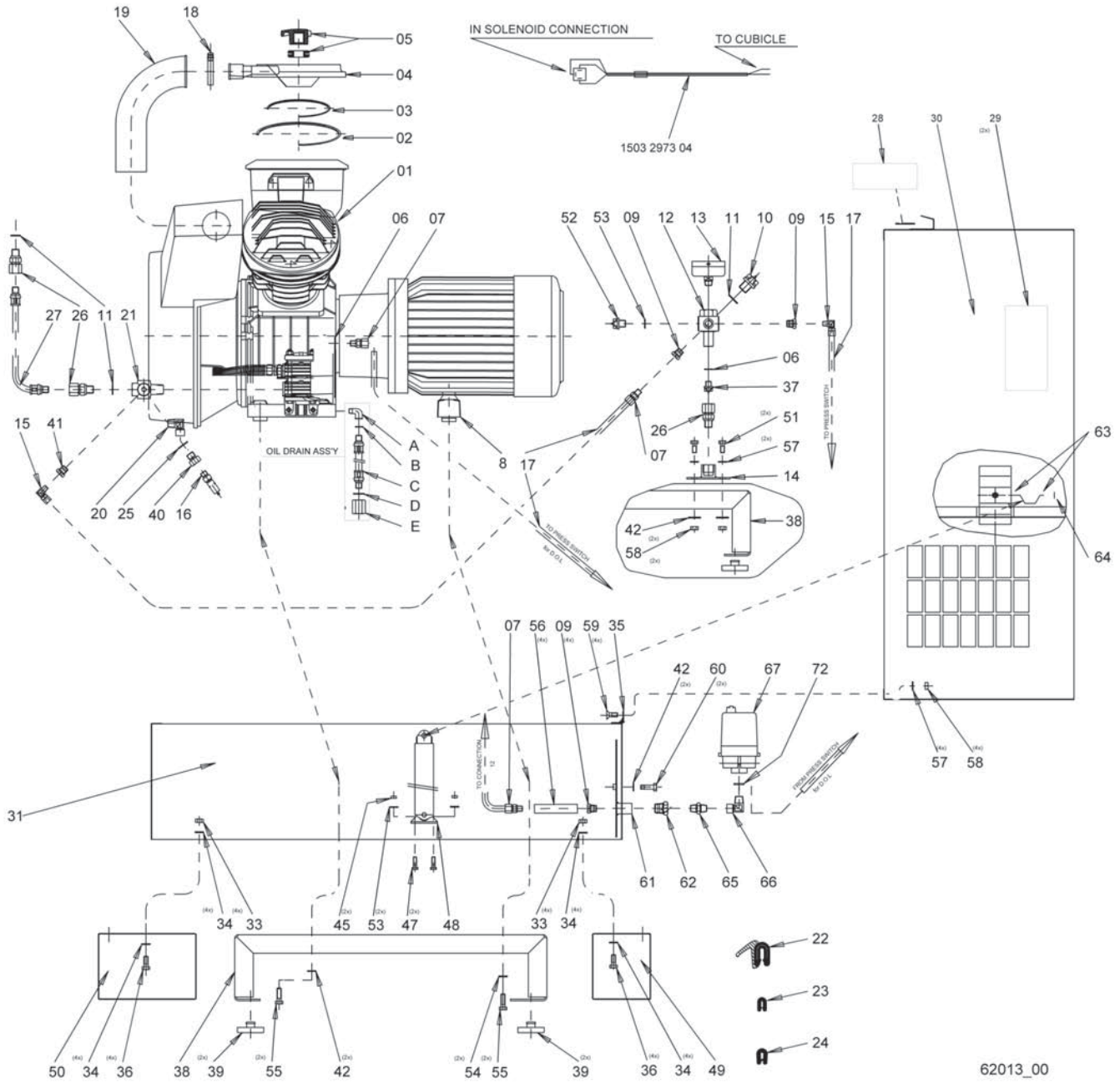


62010_00

Pack - Unsilenced

Ref.	Part number	Qty	Name	Remarks	Ref.	Part number	Qty	Name	Remarks
01	1503 2963 01	1	Connection		31	0070 6002 01	AR	Flexible pipe	
02	0653 9056 00	2	Gasket		32	1088 1001 01	1	Warning mark	
03	<<<< >>>>	1	Power pack		33	0686 4201 03	1	Plug	
04	0653 9098 00	3	Gasket		34		1	Bushing	
05	0580 0213 03	3	Coupling			1503 2178 00		LE/LT/LF5, -7, -10, LE15, -20	
06	1503 0818 00	1	Hose assy		35		1	Elbow coupling	
07	1503 2550 00	1	Connection			1503 2565 04		LE/LT/LF5, -7, -10, LE15, -20	
08	0580 2202 00	1	Elbow coupling		36		1	Support	
09	0581 0016 01	1	Coupling			1503 8085 00		LE/LT/LF5, -7, -10, LE15, -20	
10	1503 3024 00	1	Frame		37		8	Washer	
11	1502 4202 00	4	Anti vibration pad			0301 2321 00		LE/LT/LF5, -7, -10, LE15, -20	
12	0300 8019 00	2	Washer		38		4	Screw	
13	0147 1320 03	2	Bolt			0160 6084 00		LE/LT/LF5, -7, -10, LE15, -20	
14	0147 1961 84	2	Bolt		39		4	Nut	
15	0301 2335 00	2	Washer			0266 2108 00		LE/LT/LF5, -7, -10, LE15, -20	
16	1503 3087 00	1	Support		40		2	Bolt	
17	0266 2110 00	2	Nut			0147 1323 03		LE/LT/LF5, -7, -10, LE15, -20	
18		1	Safety valve		41		8	Washer	
	0830 1007 68		10 bar(e)			0300 8019 00		LE/LT/LF5, -7, -10, LE15, -20	
	0830 1007 71		15 bar(e)		42		2	Nut	
	0830 1007 72		20 bar(e)			0266 2110 00		LE/LT/LF5, -7, -10, LE15, -20	
	0830 1007 74		30 bar(e)		43		2	Bolt	
19	0686 3716 02	1	Plug			0147 1329 03		Without anti vibration pad	
20		1	Nipple		44	0301 2335 00	2	Washer	
	1503 2564 02		LE/LT/LF2, -3, -5		45		2	Washer	
	1503 2564 04		LE/LT/LF5, -7, -10, LE15, -20			0300 8019 00		Without anti vibration pad	
21	<<<< >>>>	1	Pressure switch 1)		46		2	Nut	
22		1	Pressure gauge			0266 2110 00		Without anti vibration pad	
	0872 1000 53		10 bar(e)/155 psig		47		2	Washer	
	0872 1000 54		15 bar(e)/225 psig			0300 8019 00		With anti vibration pad	
	0872 1000 55		20 bar(e)/300 psig		48		2	Bolt	
	1503 0643 00		30 bar(e)			0147 1320 03		With anti vibration pad	
23		1	Cubicle		53		1	Foot	
	<<<< >>>>		LE/LT/LF5, -7, -10, LE15, -20			1503 3121 00		LF5, LE/LT10, LE15, -20	
24		1	Bushing		54		1	Foot	
	1503 2964 00		LE/LT/LF5, -7, -10, LE15, -20			1503 0064 00		LF5, LE/LT10, LE15, -20	
25		1	Solenoid valve		55	1503 8255 00	1	Washer	
	1089 0479 58		10 bar(e)		A	0560 0200 53	1	Elbow	LE/LT
	1089 0479 59		15 bar(e)		B	0661 1033 00	1	Gasket	LE/LT
	1089 0479 60		20-30 bar(e)		C	0574 8097 16	1	Hose assy	LE/LT
26			Gasket		D	0653 9078 00	1	Gasket	LE/LT
	0653 9038 00	2	LE/LT/LF2, -3, -5		E	1503 1217 00	1	Cap	LE/LT
	0653 9038 00	3	LE/LT/LF5, -7, -10, LE15, -20						
27			Coupling		1)	See / Zie / Se / Siehe / Voir / Véase / Vedere / Se / Ver / Se / Katso			
	0580 0202 03	1	LE/LT/LF2, -3, -5			Electrical components			
	0580 0202 03	2	LE/LT/LF5, -7, -10, LE15, -20						
28		1	Plug						
	0686 3716 01		LE/LT/LF2, -3, -5						
29	0653 9078 00	1	Gasket						
30	0605 8700 47	1	Reduction						

34



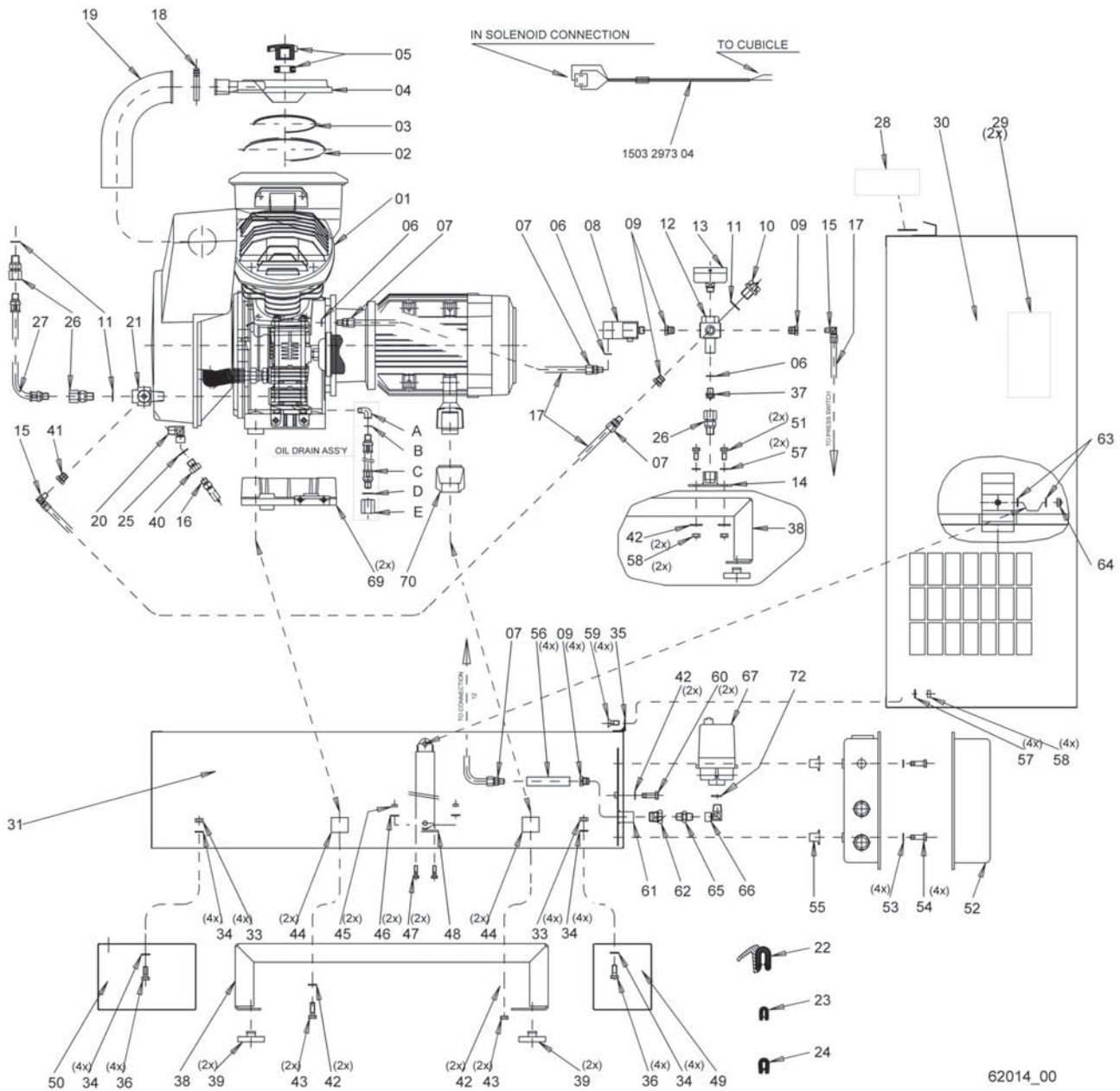
62013_00

Pack - D.O.L.

Ref.	Part number	Qty	Name	Remarks	Ref.	Part number	Qty	Name	Remarks
01	<<<< >>>>	1	Power pack		39	1502 4202 00	4	Anti vibration pad	
02	1619 5562 00	AR	Seal		40	0605 8700 47	1	Reduction	
03	1619 7252 02	AR	Seal		41	1503 2120 00	1	Bushing	
04	1612 4067 00	1	Cover		42	0300 8019 00	6	Washer	
05		-	Parts of Power pack		43		4	Bolt	
06	0653 9038 00	2	Gasket			0147 1321 03		LE/LT/LF2, -3, -5	
07	0580 0202 03	3	Coupling			0147 1960 44		LE/LT/LF7	
08	1503 0073 00	1	Foot		44		4	Spacer	
09	1503 2964 00	3	Bushing			1503 3031 00		LE/LT/LF7	
10	0686 3716 02	1	Plug		45	0266 2108 00	2	Nut	
11	0653 9098 00	3	Gasket		46	0301 2321 00	1	Washer	
12	1503 2963 01	1	Connection		47	0147 1247 03	2	Bolt	
13		1	Pressure gauge		48	1503 1024 00	1	Stay	
	0872 1000 53		10 bar(e)/155 psig		49		1	Soccle	
	0872 1000 54		15 bar(e)/225 psig			1503 3027 00		LE/LT/LF7	
	0872 1000 55		20 bar(e)/300 psig		50		1	Soccle	
	1503 0643 00		30 bar(e)			1503 3026 00		LE/LT/LF7	
14	1503 3087 00	1	Support		51	0147 1961 84	2	Bolt	
15	0580 2202 00	2	Elbow coupling		52	0686 3716 01	1	Plug	
16		1	Safety valve		53	0653 9056 00	3	Gasket	
	0830 1007 68		10 bar(e)		54		2	Washer	
	0830 1007 71		15 bar(e)			0300 8019 00		LE/LT/LF7	
	0830 1007 72		20 bar(e)		55			Bolt	
	0830 1007 73		30 bar(e)			0147 1321 03	2	LE/LT/LF2, -3, -5	
17	0070 6002 01	AR	Flexible pipe			0147 1960 44	4	LE/LT/LF7	
18	0347 6113 00	1	Hose clamp		56	1503 3039 00	1	Coupling	
19		1	Suction pipe		57	0301 2335 00	4	Washer	
	1503 3007 00		LE/LT/LF2, -3, -5		58	0266 2110 00	4	Nut	
	1503 3008 00		LE/LT/LF7		59	0162 4322 00	4	Screw	
20	1503 2565 11	1	Elbow coupling		60	0147 1326 03	2	Bolt	
21	1503 2550 00	1	Connection		61	1503 3038 00	1	Support	
22	1619 2665 00	AR	Seal		62	1503 8058 00	1	Bushing	
23	1619 2758 00	AR	Seal		63	0301 2335 00	2	Washer	
24		AR	Seal		64	0291 1110 00	1	Nut	
	1503 1056 00		LE/LT/LF7		65	1503 2564 04	1	Nipple	
25	0653 9078 00	1	Gasket		66	1503 2565 04	1	Elbow coupling	
26	0580 0213 03	3	Coupling		67	<<<< >>>>	1	Pressure switch 1)	
27	1503 0818 00	1	Hose assy		72	1503 8255 00	1	Washer	
28	1503 2975 00	1	CE data plate		A	0560 0200 53	1	Elbow	LE/LT
29	0690 1116 01	2	House label		B	0661 1033 00	1	Gasket	LE/LT
30		1	Hood		C	0574 8097 16	1	Hose assy	LE/LT
	1503 2982 00		LE/LT2, -3, -5, LF2, -3		D	0653 9078 00	1	Gasket	LE/LT
	1503 2994 00		LE/LT7, LF5, -7		D	1503 1217 00	1	Cap	LE/LT
31		1	Bottom				1	Sales kit version - Hood	
	1503 2980 00		LE/LT2, -3, -5, LF2, -3			8070 2601 49		LE/LT2, -3, -5	
	1503 2992 00		LE/LT7, LF5, -7			8070 2603 47		LF2, -3	
33		8	Nut			8070 2601 56		LE/LT7, 10	
	0266 2110 00		LE/LT/LF7			8070 2603 54		LF5, -7	
34		16	Washer			8070 2605 60		LF10-3 cyl	
	0301 2335 00		LE/LT/LF7			8070 2605 52		LE10(60Hz), -15, -20	
35		1	Hinge						
	1503 2981 00		LE/LT/LF2, -3, -5		1)	See / Zie / Se / Siehe / Voir / Véase / Vedere / Se / Ver / Se			
	1503 2993 00		LE/LT/LF7			/ Katso			
36		8	Bolt			Electrical components			
	0147 1323 03		LE/LT/LF7						
37	0686 4201 03	1	Plug						
38	1503 3024 00	1	Frame						

35

Pack - Star - delta-starter



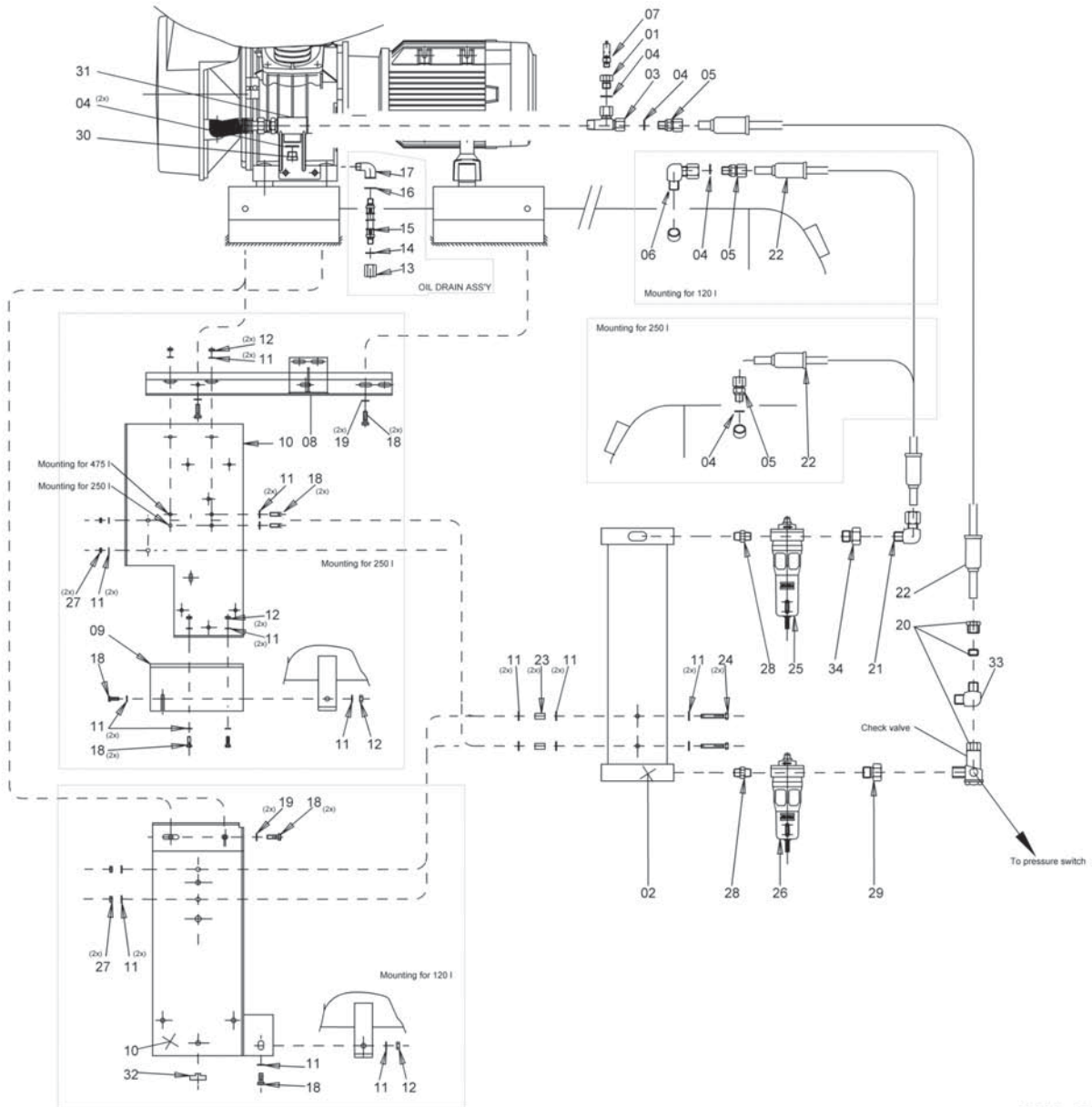
62014_00

62014_00

Ref.	Part number	Qty	Name	Remarks	Ref.	Part number	Qty	Name	Remarks
01	<<<< >>>>	1	Power pack		09	1503 2964 00	7	Bushing	
02	1619 5562 00	AR	Seal		10	0686 3716 02	1	Plug	
03	1619 7252 02	AR	Seal		11	0653 9098 00	3	Gasket	
04	1612 4067 00	1	Cover		12	1503 2963 01	1	Connection	
05	-	-	Parts of Power pack		13		1	Pressure gauge	
06	0653 9038 00	3	Gasket			0872 1000 53		10 bar(e)/155 psig	
07	0580 0202 03	4	Coupling			0872 1000 54		15 bar(e)/225 psig	
08		1	Solenoid valve			0872 1000 55		20 bar(e)/300 psig	
	1089 0479 58		10 bar(e)			1503 0643 00		30 bar(e)	
	1089 0479 59		15 bar(e)		14	1503 3087 00	1	Support	
	1089 0479 60		20 bar(e), 30 bar(e)		15	0580 2202 00	2	Elbow coupling	

Ref.	Part number	Qty	Name	Remarks	Ref.	Part number	Qty	Name	Remarks
16	0830 1007 68	1	Safety valve		47			Bolt	
	0830 1007 71		10 bar(e)			0147 1247 03	2	LE/LT5, -7, -10/50Hz, LF5, -7	
	0830 1007 72		15 bar(e)			0147 1247 03	4	LE10/60Hz, -15, -20, LF10	
	0830 1007 73		20 bar(e)		48			Stay	
17	0070 6002 01	AR	30 bar(e)			1503 1024 00	1	LE/LT5, -7, -10/50Hz, LF5, -7	
18	0347 6113 00	1	Flexible pipe			1503 1024 00	2	LE10/60Hz, -15, -20, LF10	
19		1	Hose clamp		49		1	Soccle	
		1	Suction pipe			1503 3027 00		LE/LT7, -10/50Hz, LF7	
	1503 3007 00		LE/LT/LF5		50		1	Soccle	
	1503 3008 00		LE/LT7, -10/50Hz, LF7			1503 3026 00		LE/LT7, -10/50Hz, LF7	
20	1503 2565 11	1	Elbow coupling		51	0147 1961 84	2	Bolt	
21	1503 2550 00	1	Connection		52	<<<< >>>>	1	Cubicle	
22	1619 2665 00	AR	Seal		53	0301 2321 00	4	Washer	
23	1619 2758 00	AR	Seal		54	0160 6084 00	4	Screw	
24		AR	Seal		55	0298 1000 17	4	Rivet thread	
	1503 1056 00		LE/LT7, -10/50Hz, LF7		56	1503 3039 00	1	Coupling	
25	0653 9078 00	1	Gasket		57	0301 2335 00	4	Washer	
26	0580 0213 03	3	Coupling		58	0266 2110 00	6	Nut	
27	1503 0818 00	1	Hose assy		59	0162 4322 00	4	Screw	
28	1503 2975 00	1	CE data plate		60	0147 1326 03	2	Bolt	
29	0690 1116 01	2	House label		61	1503 3038 00	1	Support	
30		1	Hood		62	1503 8058 00	1	Bushing	
	1503 2982 00		LE/LT5		63			Washer	
	1503 2994 00		LE/LT7, -10/50Hz,			0301 2335 00	2	LE/LT5, -7, -10/50Hz, LF5, -7	
			LF5, -7			0301 2335 00	4	LE10/60Hz, -15, -20, LF10	
	1503 3062 00		LE10/60Hz, -15, -20, LF10		64			Locknut	
31		1	Bottom			0291 1110 00	1	LE/LT5, -7, -10/50Hz, LF5, -7	
	1503 2980 00		LE/LT5			0291 1110 00	2	LE10/60Hz, -15, -20, LF10	
	1503 2992 00		LE/LT7, -10/50Hz,		65	1503 2564 04	1	Nipple	
			LF5, -7		66	1503 2565 04	1	Elbow coupling	
	1503 3061 00		LE10/60Hz, -15, -20, LF10		67	<<<< >>>>	1	Pressure switch 1)	
33		8	Nut		69		1	Foot	
	0266 2110 00		LE/LT7, -10/50Hz, LF7			1503 3121 00		LE10/60Hz, -15, -20, LF10	
34		16	Washer		70		1	Foot	
	0301 2335 00		LE/LT7, -10/50Hz, LF7			1503 0064 00		LE10/60Hz, -15, -20, LF10	
35		1	Hinge		72	1503 8255 00	1	Washer	
	1503 2981 00		LE/LT/LF5		A	0560 0200 53	1	Elbow	LE/LT
	1503 2993 00		LE/LT7, -10/50Hz, LF7		B	0661 1033 00	1	Gasket	LE/LT
	1503 2806 00		LE10/60Hz, -15, -20, LF10		C	1503 2599 00	1	Hose assembly	LE/LT
36		8	Bolt		D	0653 9078 00	1	Gasket	LE/LT
	0147 1323 03		LE/LT7, -10/50Hz, LF7		D	1503 1217 00	1	Cap	LE/LT
37	0686 4201 03	1	Plug				1	Sales kit version - Hood	
38	1503 3024 00	1	Frame			8070 2601 49		LE/LT2, -3, -5	
39	1502 4202 00	4	Anti vibration pad			8070 2603 47		LF2, -3	
40	0605 8700 47	1	Reduction			8070 2601 56		LE/LT7, 10	
41	1503 2120 00	1	Bushing			8070 2603 54		LF5, -7	
42	0300 8019 00	8	Washer			8070 2605 60		LF10-3 cyl	
43		4	Bolt			8070 2605 52		LE10(60Hz), -15, -20	
	0147 1321 03		LE/LT7, -10/50Hz, LF7						
	0147 1960 44		LE10/60Hz, -15, -20, LF10						
44		4	Spacer		1)	See / Zie / Se / Siehe / Voir / Véase / Vedere / Se / Ver / Se /			
	1503 3031 00		LE/LT7, -10/50Hz, LF7			Katso			
	1503 8089 00		LE10/60Hz, -15, -20, LF10			Electrical components			
45			Nut						
	0266 2108 00	2	LE/LT5, -7, -10/50Hz, LF5, -7						
	0266 2108 00	4	LE10/60Hz, -15, -20, LF10						
46			Washer						
	0301 2321 00	2	LE/LT5, -7, -10/50Hz, LF5, -7						
	0301 2321 00	4	LE10/60Hz, -15, -20, LF10						

36

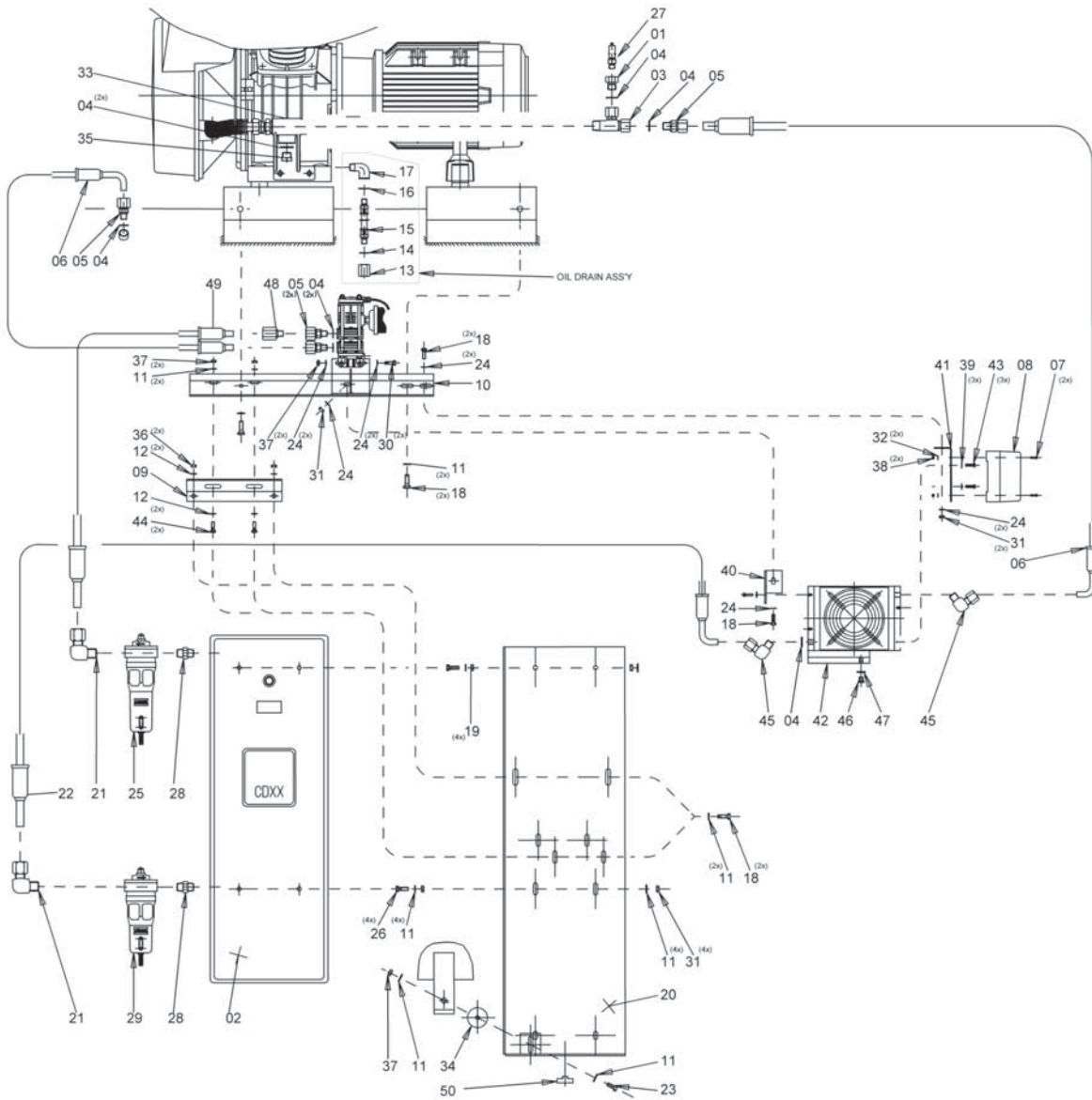


62032_17

CD-Kit - LE/LF/LT2, -3, LT5

Ref.	Part number	Qty	Name	Remarks	Ref.	Part number	Qty	Name	Remarks
01	0605 8700 38	1	Nipple		17	0560 0200 53	1	Elbow	
02		1	CD-dryer		18	0147 1323 03	AR	Bolt	
	8102 2554 30		LE2, -3, LF2 except 115V/ 60Hz		19	0300 8019 00	AR	Washer	
	8102 2554 63		LF2 - 115V/60Hz		20	2235 1542 00	1	Check valve	
	8102 2554 71		LT2		21	0580 2227 01	1	Elbow	
	8102 2554 89		LT3		22	1503 2599 00	1	Hose assembly	
	8102 2554 97		LT5		23	1503 3071 00	2	Spacer	
	8102 2861 95		LELY		24	0147 1338 03	2	Bolt	
03	1503 2566 13	1	Tee		25	8102 2600 26		DDp-filter	
04	0653 9098 00	3	Gasket			8102 2600 67		DDp9	
05	0580 0200 08	2	Coupling				• 1	DDp17/LELY	
06		1	Elbow			2901 0520 00		Filter kit	
	1503 2565 04		120 l		26	2901 0613 00		DDp9	
07	0830 1007 69	1	Safety valve				1	DDp17/LELY	
08		1	Support			8102 2600 18		PD-filter	
	1503 2612 00		250 l, 475 l			8102 2600 59		PD9	
09		1	Support				• 1	PD17/LELY	
	1503 2614 00		250 l, 475 l			2901 0521 00		Filter kit	
10		1	Support			2901 0524 00		PD9	
	1503 8030 00		120 l		27	0291 1110 00	2	PD17/LELY	
	1503 8035 00		250 l, 475 l		28	1503 2564 11	2	Locknut	
11	0300 8019 00	AR	Washer		29	1503 8058 00	1	Nipple	
12	0266 2110 00	AR	Nut		30	0686 3716 02	1	Reducer	
13	1503 1217 00	1	Cap		31	1503 2347 00	1	Plug	
14	0653 9078 00	1	Gasket		32		1	Connection	
15	0574 8097 16	1	Hose assembly			1502 4202 00	1	Anti vibration pad	
16	0661 1033 00	1	Gasket		33	0580 2202 01	1	120 l	
					34	0605 8300 05	1	Elbow	
							1	Reduction	
						1613 8228 80		WSD25	
								LELY	

37

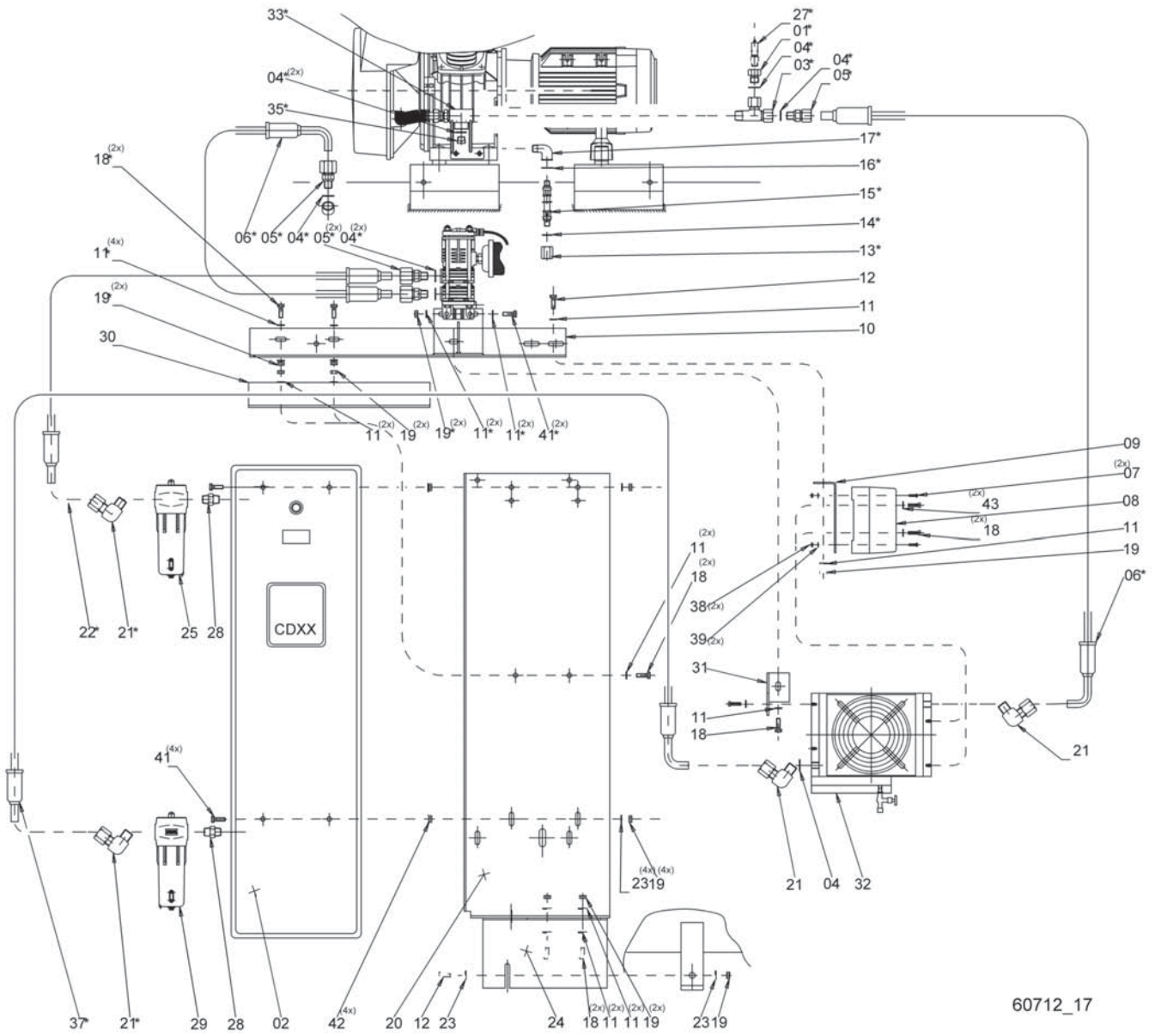


62033_17

CD-Kit - LE5, -10/50Hz, LT7, -10/50Hz, LF5, -7

Ref.	Part number	Qty	Name	Remarks	Ref.	Part number	Qty	Name	Remarks
01	0605 8700 36	1	Nipple		26	0147 0960 49	1	Bolt	
02	8102 2851 89	1	CD-dryer		27	0830 1007 68	1	Safety valve	
	8102 2853 79		LE/LF5, LF7			0830 1007 71		10 bar(e)	
			LT7, -10/50Hz			0603 4104 03	2	15 bar(e)	
03	1503 2566 03	1	Tee		28		2	Nipple	
04	0653 9098 00	8	Gasket		29	8102 2600 59	1	PD-filter	
05	0580 0200 08	4	Coupling			8102 2600 91		PD17	
06	1503 1245 00	1	Hose assembly				1	PD32/LELY	
07	0160 6042 00	2	Screw					Filter kit	
08	1503 2598 00	1	Starter			2901 0524 00		PD17	
09		1	Support			2901 0527 00		PD32/LELY	
	1503 0679 00		475 l		30	0147 1326 03	2	Bolt	
10	1503 2612 00	1	Support		31	0291 1110 00	2	Locknut	
11	0300 8019 00	AR	Washer		32	0301 2315 00	2	Washer	
12		AR	Washer		33	1503 2347 00	1	Connection	
	0300 8019 00		475 l			0580 2227 03	1	Coupling	
13	1503 1217 00	1	Cap		34		1	Spacer	
14	0653 9078 00	1	Gasket			1503 8089 00		250 l	
15	0574 8097 16	1	Hose assembly		35	0686 3716 02	1	Plug	
16	0661 1033 00	1	Gasket		36		AR	Nut	
17	0560 0200 53	1	Elbow			0266 2110 00		475 l	
18	0147 1323 03	7	Bolt		37	0266 2110 00	AR	Nut	
19	2988 0000 01	4	Nut		38	0266 2106 00	2	Nut	
20	1503 8087 00	1	Support		39	0301 2321 00	2	Washer	
21	0560 2213 03	1	Elbow		40	1503 8034 00	1	Support	
22	1503 2609 00	1	Hose assembly		41	1503 2569 00	1	Support	
23		1	Bolt		42	8102 1116 09	1	TD-cooler	
	0147 1329 03		250 l		43	0147 1323 03	AR	Bolt	
	0147 1323 03		475 l		44		AR	Bolt	
24	0300 8019 00	AR	Washer			0147 1323 03		475 l	
25	8102 2600 67	1	DDp-filter		45	0580 2213 03	1	Elbow coupling	
	8102 2601 09		DDp17		46	0686 4201 03	1	Plug	
			DDp32/LELY		47	0653 9038 00	1	Gasket	
		1	Filter kit		48	1503 2178 00	1	Connection	
	2901 0613 00		DDp17		49	0575 0016 31	1	Hose assembly	
	2901 0526 00		DDp32/LELY		50	1502 4202 00	1	Antivibration pad	

38



60712_17

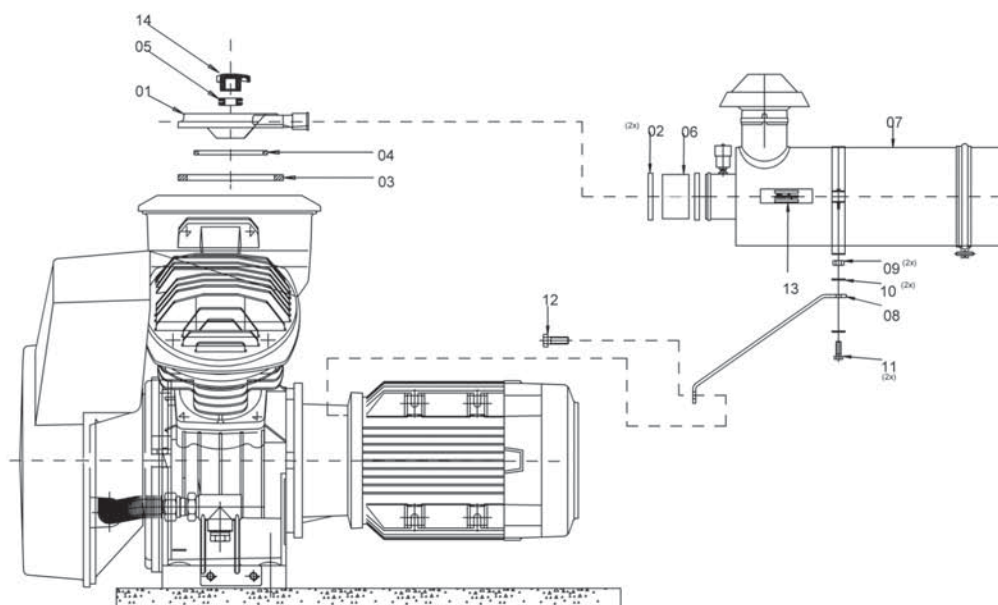
CD-Kit - LE10/60Hz, -15, -20, LF10

38

Ref.	Part number	Qty	Name	Remarks	Ref.	Part number	Qty	Name	Remarks
01	0605 8700 36	1	Nipple		23	0300 8019 00	2	Washer	
02	8102 2850 23	1	CD-dryer		24	1503 2614 00	1	Support	
	8102 2850 31		LE10/60Hz, LF10		25	8102 2601 09	1	DDp-filter	
			LE15, -20			2901 0526 00	• 1	Filter kit	
03	1503 2566 13	1	Tee		27		1	Safety valve	
04	0653 1124 00	4	Gasket			0830 1007 69		10 bar(e)	
05	0580 0213 03	4	Coupling			0830 1007 71		15 bar(e)	
06	1503 1245 00	2	Hose assembly		28	0603 4104 03	2	Nipple	
07	0147 1173 03	2	Bolt		29		1	PD-filter	
08	1503 2596 00	1	Starter			8102 2600 91		PD32	
09	1503 2569 00	1	Support			2901 0527 00	• 1	Filter kit	
10	1503 2612 00	1	Support		30	1503 3029 00	2	Spacer	
11	0301 2335 00	AR	Washer		31	1503 8034 00	1	Support	
12	0147 1323 03	2	Bolt		32	8102 1116 09	1	TD-cooler	
13	1503 1217 00	1	Cap		33	1503 2347 00	1	Connection	
14	0653 9078 00	1	Gasket		35	0686 3716 02	1	Plug	
15	0574 8097 16	1	Hose assembly		37	1503 2609 00	1	Hose assembly	
16	0661 1033 00	1	Gasket		38	0266 2106 00	2	Nut	
17	0560 0200 53	1	Elbow		39	0301 2315 00	2	Washer	
18	0147 1325 03	5	Bolt		41	0147 1326 03	2	Bolt	
19	0266 2110 00	AR	Nut		42	2988 0000 01	4	Twolocknut	
20	1503 8033 00	1	Support		43	0301 2321 00	2	Washer	
21	0560 0200 53	4	Elbow						
22	1503 8080 00	1	Hose assembly						

39

Heavy duty filter - LE/LT2, -3, -5, -7, -10/50Hz, LF2, -3, -5, -7

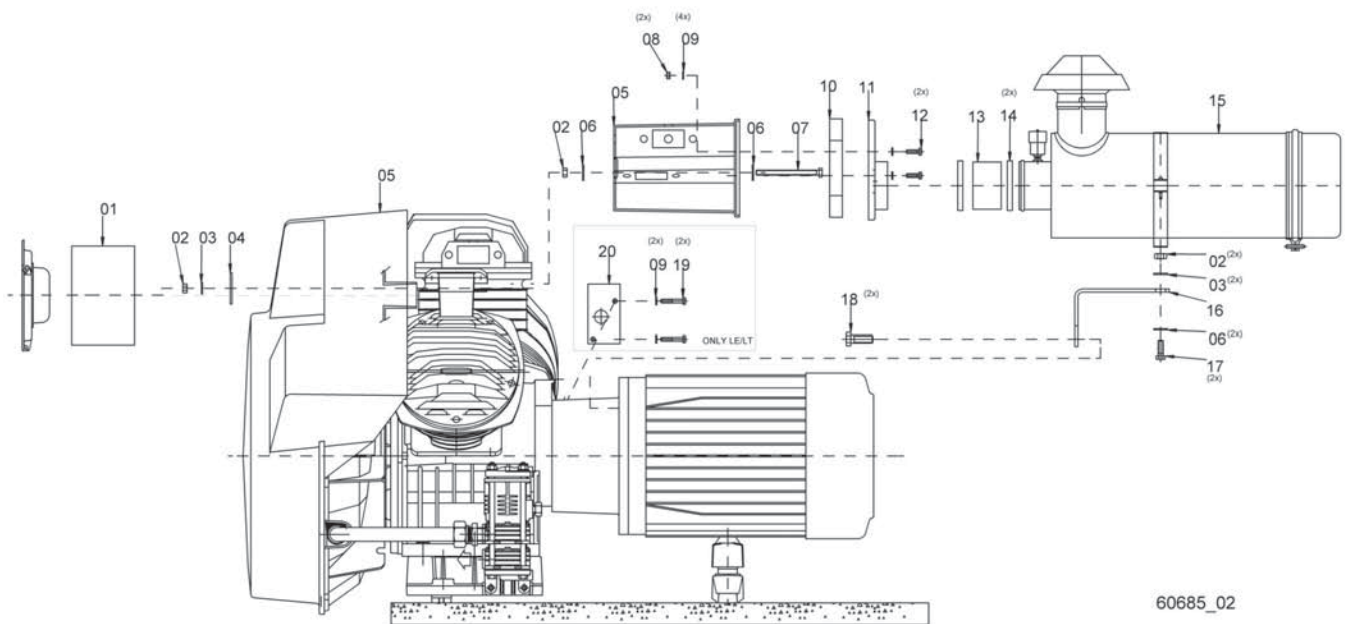


62035_02

62035_02

Ref.	Part number	Qty	Name	Remarks	Ref.	Part number	Qty	Name	Remarks
01	1612 4067 00	1	Cover		09	0266 2110 00	2	Nut	
02	0347 6113 00	2	Hose clamp		10	0301 2335 00	4	Washer	
03	1619 5562 00	AR	Seal		11	0147 1323 03	2	Bolt	
04	1619 7252 02	AR	Seal		12	0147 1326 03	1	bolt	
05	1503 0234 00	AR	Seal		13	1503 2322 00	1	Label	
06	1503 2606 00	1	Hose		14	1503 0192 02	1	Cover	
07	1503 2555 80	1	Air filter				1	Sales kit version - Heavy duty filter	
	1503 2556 00	• 1	Air filter element					Size 2-5	
08		1	Support					Size 7-10	
	1503 3074 00		Size 2-5		8070 2261 73				
	1503 3075 00		Size 7-10		8070 2262 07				

Heavy duty filter - LE/LT10/60Hz, LF10, LE/LT15, -20



60685_02

60685_02

Ref.	Part number	Qty	Name	Remarks	Ref.	Part number	Qty	Name	Remarks
01	1503 3167 00	1	Foam		13	0070 9065 02	1	Hose	
02	0266 2110 00	4	Nut		14	0347 6100 04	2	Hose clamp	
03	0301 2335 00	3	Washer		15	1503 2554 80	1	Air filter	
04	1503 3166 00	1	Bracket			1503 2557 00	1	Air filter element	
05	<<<< >>>>	-	Power pack parts		16	1503 3164 00	1	Support	
06	0300 8019 00	4	Washer		17	0147 1325 03	2	Bolt	
07	0147 1340 03	1	Bolt		18	0147 1402 03	2	bolt	
08	0291 1108 00	2	Locknut		19	0147 1212 03	2	Bolt	
09			Washer		20	1503 3168 00	1	LE/LT Flange	
	0301 2321 00	6	LE/LT			8070 2262 31	1	Sales kit version - Heavy duty filter	
	0301 2321 00	4	LF						
10	1503 3146 00	1	Foam						
11	1503 3165 00	1	Cover						
12	0147 1247 03	2	Bolt						

41

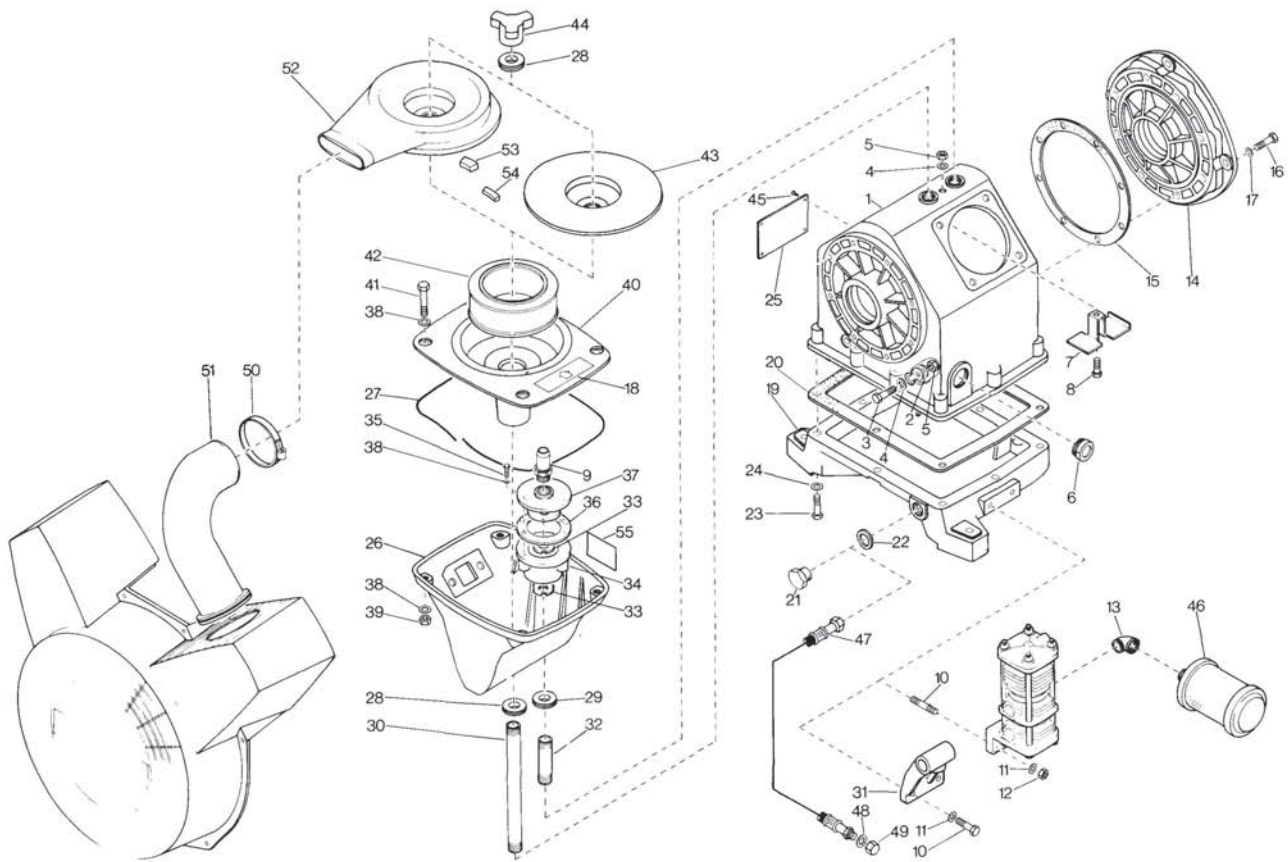
Service kits

Ref.	Part number	Qty	Name	Remarks	Ref.	Part number	Qty	Name	Remarks
				Size 15 -20 : 3 cylinder LE10/60Hz : 3 cylinder LP : Low Pressure 3 cylinder LLP : Left Low Pressure 3 cylinder RLP : Right Low Pressure 3 cylinder LH : Left hand 2 cylinder RH : Right hand 2 cylinder				1 Crankcase assy kit	
	1503 6143 60	1	Filter kit	LE/LF/LT2, -3		1503 5815 60		LE2	
	1503 6129 60			LE/LF/LT5, -7, LE10/50Hz		1503 5815 61		LE3	
	1503 6130 60			LE10/60Hz, -15, -20, LF10		1503 5815 62		LE5	
		1	PAO oil	Can of 1 liter		1503 5815 63		LE7, -10	
	1503 6142 63			Can of 5 liter		1503 5815 70		LE10(60Hz), -15	
		1	Valve kit	LE2, -3, -5, LF2, -3		1503 5815 72		LE20	
	1503 5800 60			LE7, -10, LF5, -7		1503 5815 64		LT2-20	
	1503 5800 61			LT2, -3, -5		1503 5815 65		LT2-15, -3-20, -3-30	
	1503 5800 62			LT7, -10/50Hz		1503 5815 66		LT3-15, -5-20, -5-30	
	1503 5800 63			LE10/60Hz, -15, -20, LF10		1503 5815 68		LT5-15	
	1503 5800 64					1503 5815 67		LT7, -10-20, -10-30/50Hz	
		1	Piston + Rings + Cylinder kit	LE2, -3, LT2(LH), -3(LH)		1503 5815 69		LT10-15	
	1503 5801 60			LE5, LT5(LH)		1503 5814 60		LF2, -3	
	1503 5801 61			LE7, -10/60Hz, LT7(LH)		1503 5814 61		LF3	
	1503 5801 62			LE10, -15(LP), -20(LP),		1503 5814 62		LF5	
	1503 5801 63			LT7(LH), -10(LH)/50Hz		1503 5814 63		LF7	
	1503 5801 66			LE10/60Hz(HP), -15(HP), -		1503 5814 64		LF10	
	1503 5801 64			20(HP)					
	1503 5801 65			LT2(RH), -3(RH), -5(RH)		1	Piston / Cylinder head assembly		
	1503 5808 66			LT7(RH), LT10(RH)/50Hz		1503 5806 60		LE/LT2(LH), -3(LH)	
	1503 5808 67			LF2, -3		1503 5806 61		LE2(RH), -3(RH)	
	1503 5808 68			LF5, -7, -10(LP)		1503 5806 62		LE/LT5(LH)	
				LF10(HP)		1503 5806 63		LE5(RH)	
		1	Piston ring kit	LE2, -3		1503 5806 64		LE7(LH), -10/60Hz(LLP), -	
	1503 5802 60			LE5, -7		1503 5806 65		LT7-20(LH), -7-30(LH)	
	1503 5802 61			LE10		1503 5806 66		LE7(RH), -10/60Hz(RLP)	
	1503 5802 62			LT2, -3		1503 5806 67		LE10(LH), -15(LLP), -	
	1503 5802 63			LT5		1503 5806 70		20(LLP), LT7(LH)	
	1503 5802 64			LT7-15, -10(50Hz)		1503 5806 68		LE10(RH), -15(RLP), -	
	1503 5802 65			LT7-20, -7-30		1503 5806 69		20(RLP)	
	1503 5802 71			LE10/60Hz		1503 5806 70		LE10/60Hz(HP), -15(HP), -	
	1503 5802 66			LE15, -20		1503 5806 68		20(HP)	
	1503 5802 67			LF2, -3		1503 5806 69		LT2(RH), -3(RH), -5(RH)	
	1503 5809 65			LF5, -7		1503 5806 70		LT7(RH)	
	1503 5809 66			LF10		1503 5812 70		LF2(LH), -3(LH)	
	1503 5809 67					1503 5812 71		LF2(RH), -3(RH)	
						1503 5812 72		LF5(LH), -7(LP), 10(LLP)	
						1503 5812 73		LF5(RH), -7(RH), -10(RLP)	
						1503 5812 74		LF10(HP)	
						1503 6161 60	1	Unloading piston kit	
						1503 6176 60	1	Regulating valve kit	
						1503 6177 60	1	Check valve kit	
						1503 6178 60	1	Disc valve kit	

Contents
Inhoud
Innehåll
Inhaltsverzeichnis
Table des matières
Indice
Indice
Innholdsfortegnelse
Índice
Indholdsfortegnelse
Sisällysluettelo

LT15/60, -15-30, -15, -20, -20-30

42



Crankcase and air inlet

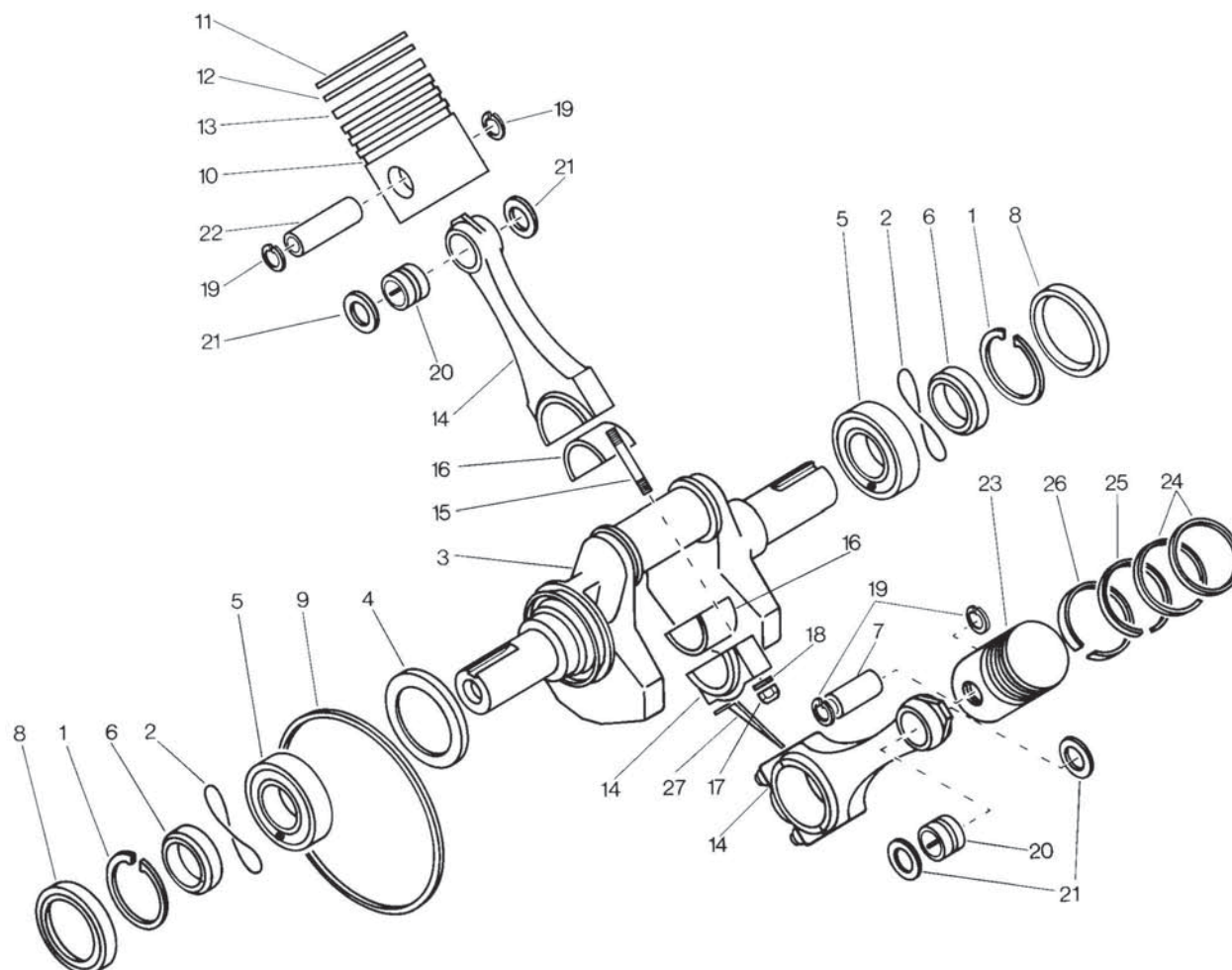
Ref.	Part number	Qty	Name	Remarks	Ref.	Part number	Qty	Name	Remarks
1	1503 0008 02	1	Crankcase		33	0295 3105 00	2	Lock nut	
	1503 0008 00		Clockwise rotation		34	1503 1127 00	1	Housing	
	1503 0008 00		Counter clockwise rotation		35	0147 1247 03	3	Bolt	
2	1503 0148 00	2	Steering		36	1503 1153 00	1	Gasket	
3	0147 1327 03	2	Bolt		37	1503 1128 00	1	Insert	
4	1503 0210 00	3	Washer		38	0301 2321 00	11	Washer	
5	0291 1110 00	3	Lock nut		39	0291 1108 00	4	Lock nut	
6	1503 0202 00	1	Sight-glass		40	1503 2466 00	1	Housing	
7		-	Not used		41	0147 1250 03	4	Bolt	
8	0147 1326 03	1	Bolt		42	1503 0190 00	1	Filter	1)
9	1503 0208 80	1	Vent valve		43	1503 2461 00	1	Cover	
10	0246 1202 02	2	Stud		44	1503 0192 00	1	Cover, oil	
11	0301 2335 00	2	Washer		45	0266 3177 00	4	Drive screw	
12	0266 2110 00	2	Nut		46	1503 2419 00	1	Muffler	
13		1	Elbow		47		1	Hose assembly	
	1503 2565 04		Arr.2			0574 8097 16		Pack, Silencing hood	
14	1503 0004 00	1	Bearing housing		48		1	Gasket	
15	1503 0177 00	1	Gasket			0653 9078 00		Pack, Silencing hood	
16	0147 1325 03	8	Bolt		49		1	Cap	
17	0301 2335 00	8	Washer			1503 1217 00		Pack, Silencing hood	
18	1503 0787 00	1	Label		50		1	Clamp	
19	1503 0009 00	1	Bottom			0347 6100 04		Pack, Silencing hood	
20	1503 0176 00	1	Gasket		51		1	Air pipe	
21	0686 3716 02	1	Plug			1612 4127 00		Pack, Silencing hood	
22	0661 1033 00	1	Gasket		52		1	Cover	
23	0147 1364 03	10	Bolt			1503 6169 60		Pack, Silencing hood	
24	0301 2344 00	10	Washer		53		• AR	Seal	
25		1	Data plate			1619 7252 02		Pack, Silencing hood	
26	1503 2465 00	1	Silencer		54		• AR	Seal	
27	1503 2467 00	AR	Cord			1619 5562 00		Pack, Silencing hood	
28	1503 0234 00	2	Seal		55	2934 9137 00	1	Label	
29	1503 0234 00	1	Seal						
30	1503 0195 00	1	Pipe						
32	1503 1234 00	1	Pipe						

1) See / Zie / Se / Siehe / Voir / Véase / Vedere / Se / Ver / Se / Katso

Regulating system

43

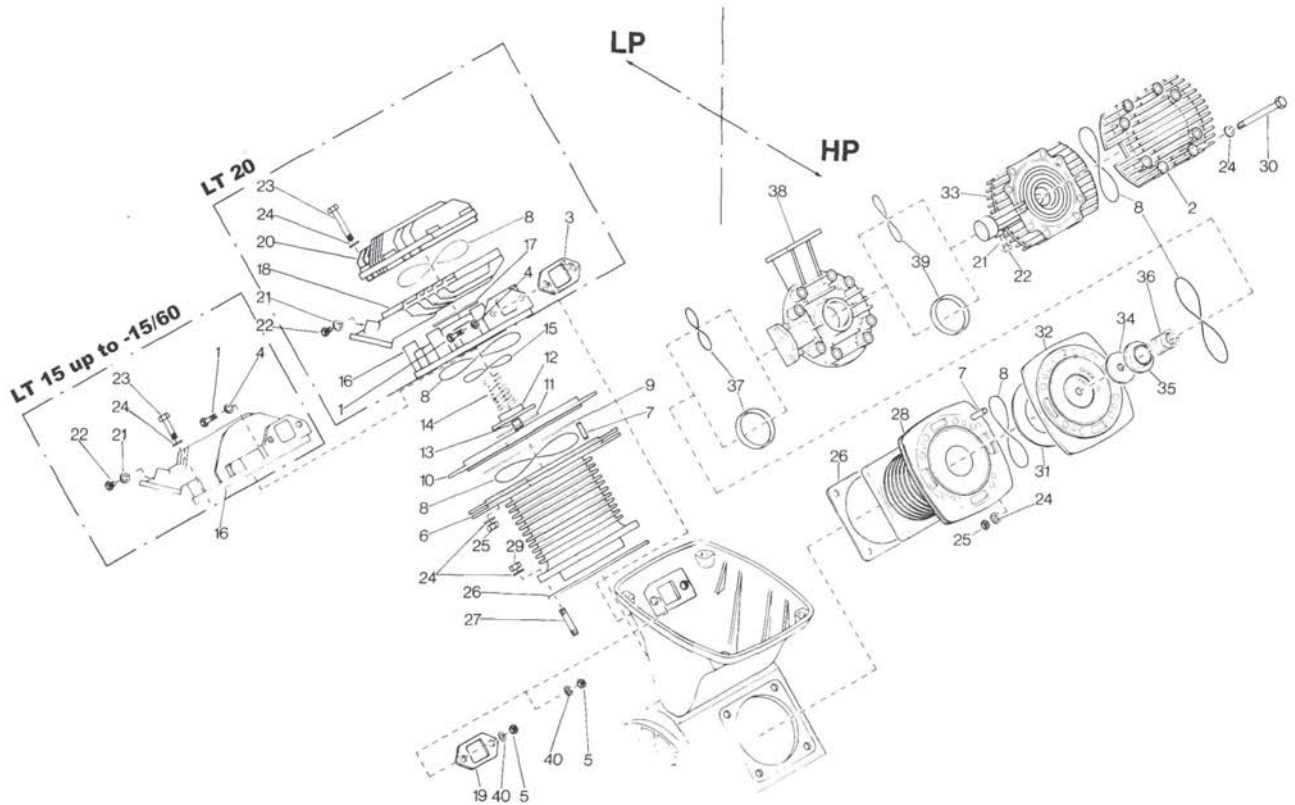
Crank assembly



20_017_6

Ref.	Part number	Qty	Name	Remarks	Ref.	Part number	Qty	Name	Remarks
1	0335 2169 00	2	Circlip		15		• 2	Stud	
2	0663 6144 00	2	O-ring		16	1503 6185 61	• 2	Bearing shell kit	
	1503 0128 80	1	Crankshaft, compl.		17	0291 1111 00	•• 2	Lock nut	
	1503 0129 80		LT15/60, -15-30		18	0301 2344 00	•• 2	Washer	
	1503 1125 80		LT15		19	0335 2127 00	• 2	Circlip	
3		• 1	Crankshaft		20	0516 3204 01	• 1	Bearing	
4	1503 0132 00	• 1	Collector, oil		21	1503 0154 00	• 2	Spacer	
5	0502 3109 00	• 2	Bearing		22	1503 0114 00		Gudgeon pin	
6	1503 0151 00	• 2	Collar				1	Piston, compl. 1)	
7	1503 0115 00	1	Gudgeon pin		23		• 1	Piston	
8	0666 6565 00	2	Seal ring		24		• 2	Compression ring	
9	1503 0147 00	1	Ring, lubricator		25		• 1	Compression ring	
		1	Piston, compl. 1)		26		• 1	Scraper ring	
10		• 1	Piston		27		1	Splash pin kit	
11		• 1	Compression ring			1503 6186 62		LT15/60, -15-30, -15	
12		• 1	Compression ring			1503 6186 63		LT20, -20-30	
13		• 1	Scraper ring						
	1503 0140 81	2	Conn. rod, compl.		1)			Part of / Deel van / Del av / Teil von / Pièce détachée de /	
	1503 0141 81		LT15/60, -15-30					Parte de / Parte di / Del af / Parte de / Del av / Osa /	
	1503 1126 81		LT15					Cylinder	
14		• 1	Conn. Rod					See / Zie / Se / Siehe / Voir / Véase / Vedere / Se / Ver / Se /	
								Katso	
								Cylinders and valves	

Cylinders and valves



19_039_1COR

Ref.	Part number	Qty	Name	Remarks	Ref.	Part number	Qty	Name	Remarks
1	0147 1325 03	4	Bolt			0147 1388 03		LT20, -20-30	
2	1503 0331 00	1	Cover			0147 1371 03		LT20, -20-30	
3		2	Gasket	2)	24	0301 2344 00	40	Washer	
4	1503 0210 00	4	Washer		25	0266 2111 00	24	Nut	
5	0291 1110 00	4	Lock nut		26	1503 0178 00	2	Gasket	
	1503 0376 80	1	Cylinder + Piston		27	0246 1246 02	8	Stud	
6		• 1	Cylinder			1503 0377 80	1	Cylinder + Piston	
		• 1	Piston, compl. 1)			1503 0377 81		LT15-30, LT20-30	
7	0101 1366 00	8	Pin		28		• 1	Cylinder	
8	1503 0532 00	AR	Cord				• 1	Piston, compl. 1)	
9		1	Suction disc	2)	29	0291 1111 00	8	Lock nut	
10	1503 0017 00	1	Valve seat		30	0147 1388 03	8	Bolt	
11		1	Delivery disc	2)	31		1	Suction disc	2)
12	1503 1231 00	1	Guard		32	1503 0028 00	1	Valve seat	
13	0101 4260 00	1	Pin		33	1503 0330 00	1	Outlet cap	
14		1	Spring	2)	34		1	Delivery disc	2)
15		1	O-ring	2)	35	1503 0075 00	1	Guard	
16		1	Head		36		1	Spring	2)
	1503 0015 00		LT15/60, -15-30, -15		37		1	O-ring/Seal, axial	2)
		1	Suction cap		38	1503 0329 00	1	Suction cap	
17	1503 1226 00	1	Seal, radial		39		1	O-ring/Seal, radial	2)
	1503 1323 00		LT20, -20-30		40	0300 8019 00	4	Washer	
18	1503 1227 00	1	Outlet cap						
19	1502 0187 00	2	Washer						
20		1	Cover						
	1503 1229 00		LT20, -20-30						
21	0653 9038 00	2	Gasket						
22	0686 4201 03	2	Plug						
23		8	Bolt						

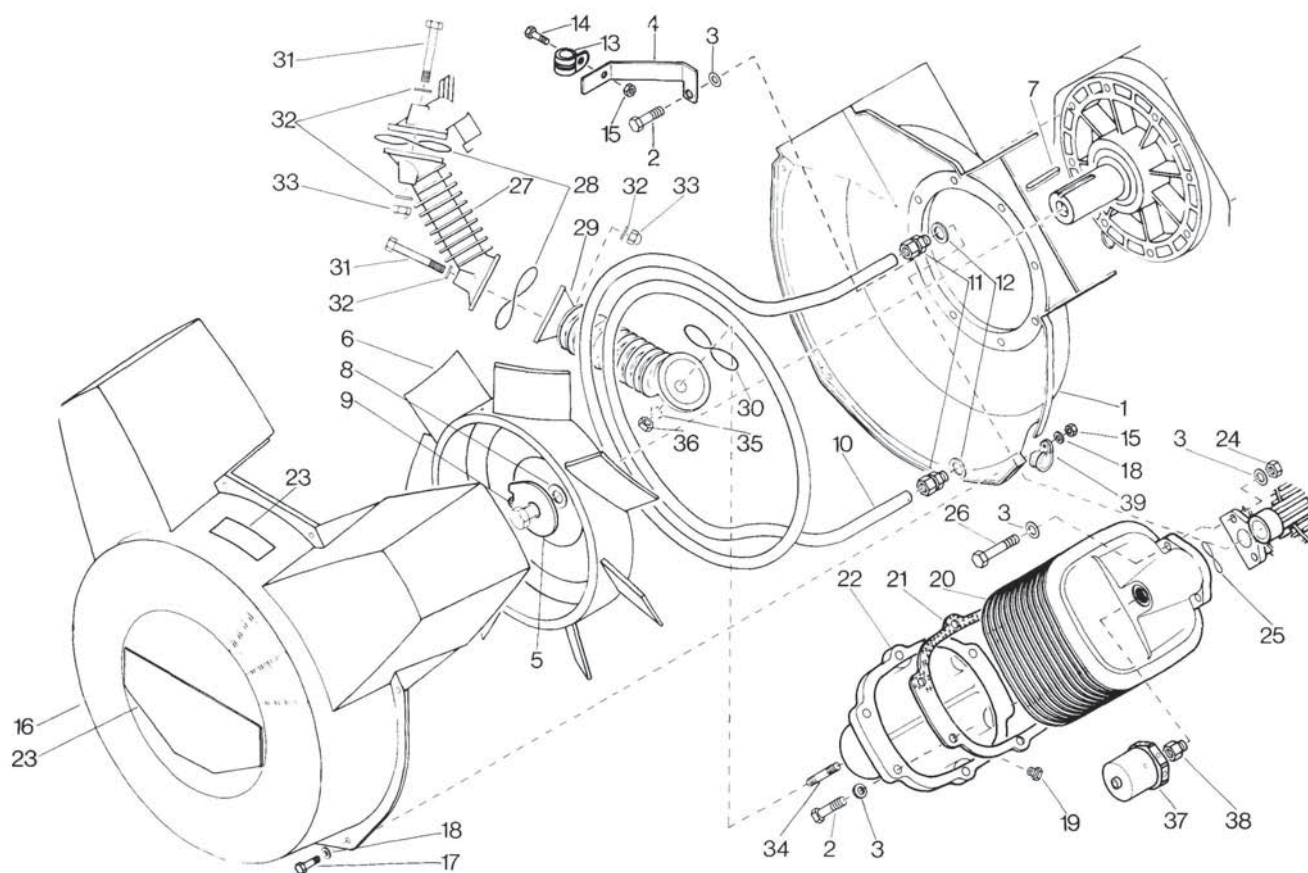
1) See / Zie / Se / Siehe / Voir / Véase / Vedere / Se / Ver / Se / Katso

Crank assembly

2) Part of / Deel van / Del av / Teil von / Pièce détachée de / Parte de / Parte di / Del af / Parte de / Del av / Osa / **Valve kit**

45

Cooling and pulsation damper

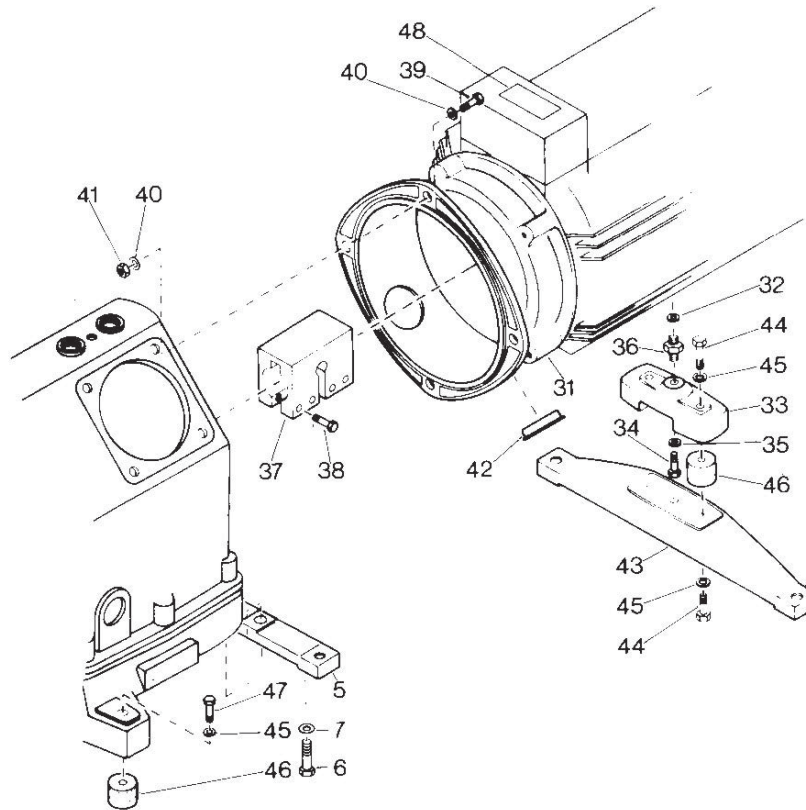


39_050_9

Ref.	Part number	Qty	Name	Remarks	Ref.	Part number	Qty	Name	Remarks
1	1503 0300 00	1	Housing		22	1503 0011 00	1	Cover	
2	0147 1325 03	14	Bolt		23	1503 2597 00		Label	
3	0301 2335 00	17	Washer			1503 2324 00		LT15/60, -15-30, -15	
4	1503 2615 00	1	Support			1503 2324 00		LT20, -20-30	
5	1503 2395 00	1	Lock washer		24	0266 211000	2	Nut	
6		1	Fan		25	0663 3132 00	1	O-ring	
	1503 2399 00		Clockwise rotation		26	0147 1326 03	2	Bolt	
	1503 2398 00		Counter clockwise rotation		27	1503 0002 00	1	Connection pipe	
7	0337 5229 00	1	Parallel key		28	0663 7135 00	2	O-ring	
8	1503 0207 00	1	Washer		29	1503 0012 00	1	Connection pipe	
9	0147 1485 03	1	Bolt		30	0663 3135 00	1	O-ring	
10	1503 0324 00	1	Temp. Reducer		31	0147 1375 03	2	Bolt	
11	0580 0210 03	2	Coupling		32	1503 0211 00	4	Washer	
12	0653 9098 00	2	Gasket		33	0277 1311 00	2	Cap nut	
13	0346 1000 09	2	Clamp		34	0246 1208 02	1	Stud	
14	0147 1249 03	1	Bolt		35	1503 0210 00	1	Washer	
15	0291 1108 00	7	Lock nut		36	0277 1310 00	1	Cap nut	
16		1	Fan cowl		37	0830 1007 67	1	Safety valve	
	1503 0297 00		LT15/60, -15-30, -15		38	0605 8300 05	1	Reducer	
	1503 1150 00		LT20, -20-30		39		1	Clamp	
17	0147 1249 03	6	Bolt			1613 0807 07		Pack	
18	0301 2321 00	12	Washer						
19	0686 3716 01	1	Plug						
20	1503 0332 00	1	Pulsation damper						
21	1503 0169 00	1	Gasket						

1) See / Zie / Se / Siehe / Voir / Vêase / Vedere / Se / Ver / Se / Katso
LT-intercooler drain, optional

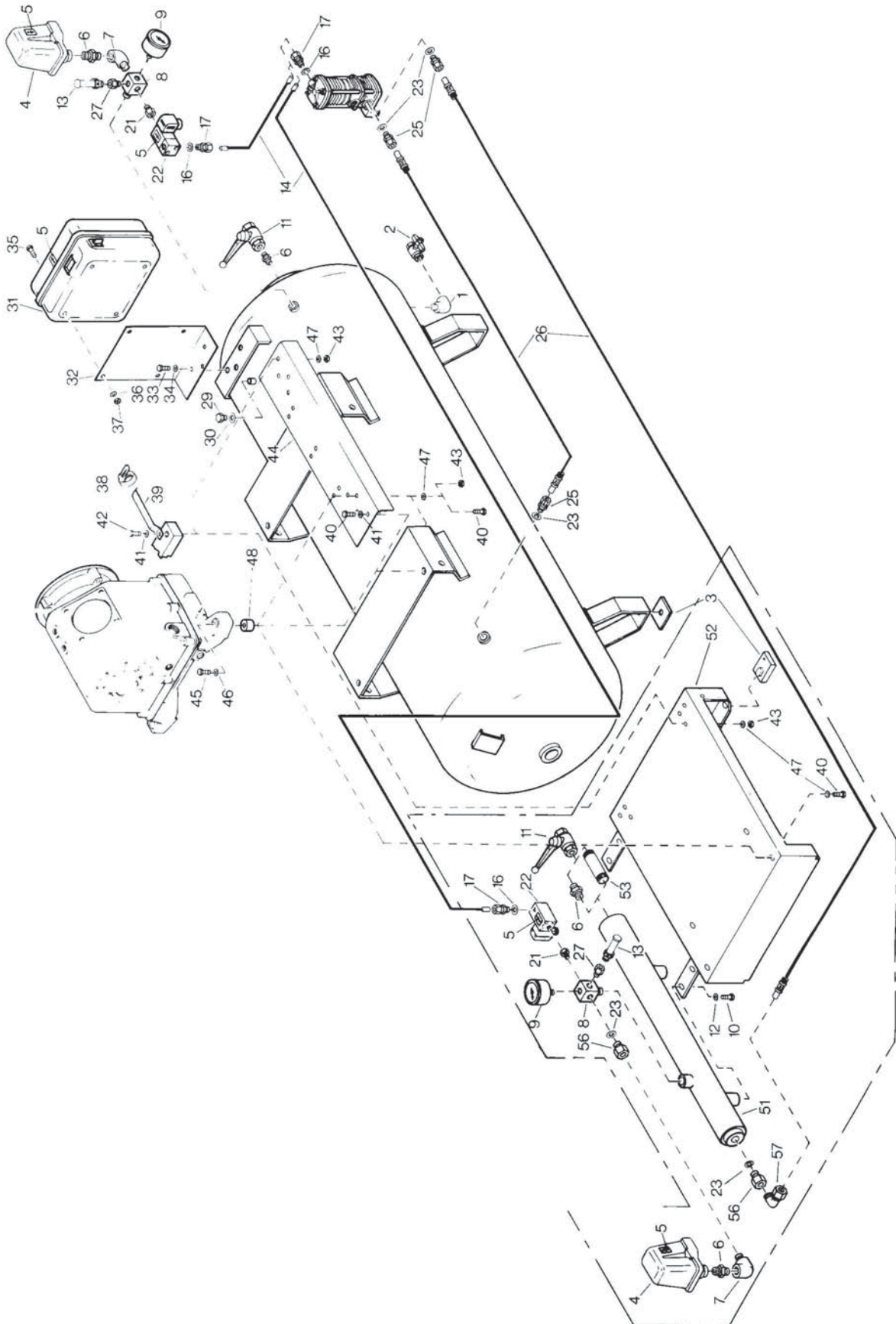
Drive arrangement E



30_106_2

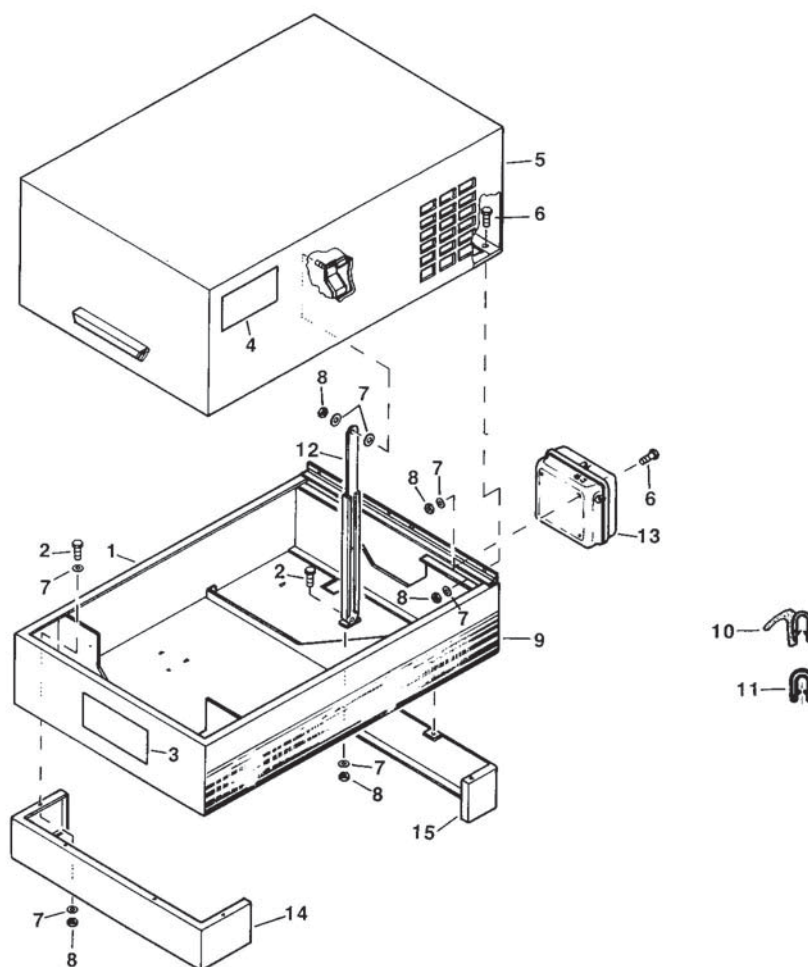
Ref.	Part number	Qty	Name	Remarks	Ref.	Part number	Qty	Name	Remarks
5	1503 0026 00	1	Foot		40	0301 2358 00	8	Washer	
7	0301 2344 00	6	Washer		41	0266 2112 00	4	Nut	
8	0266 2111 00	4	Nut		42	1503 0235 00	2	Plug	
31	<<< >>>	1	Motor	1)	43	1503 0072 00	1	Foot	
32		1	Spacer		44			Bolt	
	1503 0579 00		Leroy Somer LS132M0			0147 1321 03	4	Leroy Somer LS132M0	
33	1503 0073 00	1	Housing			0147 1321 03	5	Leroy Somer LS160M4	
34	0147 1368 03	1	Bolt		45			Washer	
			Leroy Somer LS132M0			0301 2335 00	6	Leroy Somer LS132M0	
35	0301 2344 00	1	Washer			0301 2335 00	7	Leroy Somer LS160M4	
			Leroy Somer LS132M0		46			Damper	
36	1503 0580 00	1	Stud			1503 0204 00	4	Leroy Somer LS132M0	
			Leroy Somer LS160M4			1503 0204 00	5	Leroy Somer LS160M4	
37	1503 0181 00	1	Coupling		47	0147 1323 03	2	Bolt	
38	0147 1367 03	4	Bolt		48	1088 1001 01	1	Warning mark	
39		4	Bolt						
	0147 1404 03		Leroy Somer LS132M0		1) See / Zie / Se / Siehe / Voir / Véase / Vedere / Se / Ver / Se / Katso				
	0147 1405 03		Leroy Somer LS160M4		Electrical components				

47



Complete unit (Pack version included) Horizontal - 250I/475I - Star/delta-starter

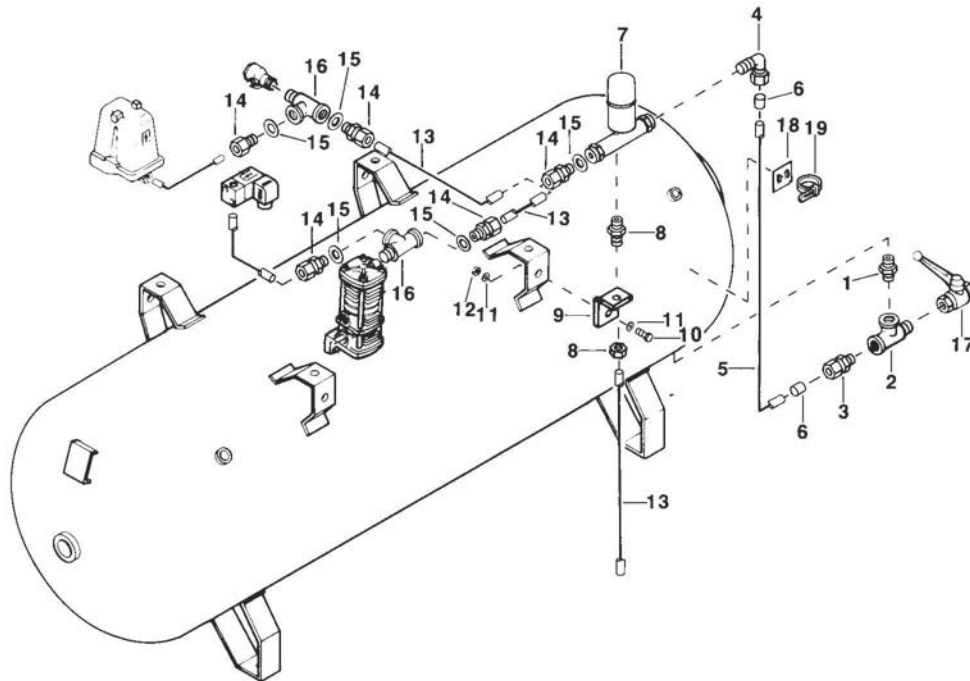
Ref.	Part number	Qty	Name	Remarks	Ref.	Part number	Qty	Name	Remarks
1	1503 2565 41	1	Elbow		30	0653 1062 00	1	Gasket	
2	1503 2531 00	1	Drain valve		31	<<<< >>>>	1	Starter	1)
3	1502 4202 00	4	Antivibration pad		32	1612 4481 00	1	Support	
4	<<<< >>>>	1	Pressure switch 1)		33	0147 1320 03	3	Bolt	
5	1088 1001 01	3	Warning mark		34	0301 2335 00	3	Washer	
6	1503 2564 04	1	Nipple		35	0160 6084 00	4	Screw	
7		1	Elbow		36	0301 2321 00	4	Washer	
	1503 2565 04		Pack		37	0266 2108 00	4	Nut	
8	1612 4471 00	1	Connection		38	1088 1301 02	7	Assembly strip	
9			Pressure gauge		39	1503 0353 00	1	Support	
	1503 2729 00		LT15/60, -15, -20		40	0147 1321 03	2	Bolt	
	1503 0643 00		LT15/60, -15, -20 / An		41	0301 2335 00	2	Washer	
	1503 0923 00		LT15-30, -20-30		42	0147 1329 03	2	Bolt	
10		4	Bolt		43	0266 2110 00	2	Nut	
	0147 1321 03		Pack		47	0300 809 00	4	Washer	
11	1619 6153 04	1	Valve		48	<<<< >>>>	-	Damper	2)
12		4	Washer		49	0266 2110 00	4	Nut	
	0300 8019 00		Pack					Pack	
13		1	Safety valve		50		-	Not used	
	0830 1007 72		LT15/60, -15, -20		51		1	Pulsation damper	
	1503 0690 00		LT15/60, -15, -20 / An			1503 2790 00		Pack	
	0830 1007 44		LT15/60, -15, -20 / Finland		52		1	Frame	
	0830 1007 74		LT15-30, -20-30			1503 2794 00		Pack	
14	0070 6002 01	AR	Hose		53		1	Pipe	
16	0653 9038 00	2	Gasket			0551 0001 39		Pack	
17	0580 0202 03	2	Coupling		54		-	Not used	
21	1503 2120 00	1	Bushing		55		-	Not used	
22	<<<< >>>>	1	Solenoid valve 1)		56		2	Bushing	
23	0653 9098 00	2	Gasket			1503 2178 00		Pack	
25	0580 0213 03	2	Coupling		57		1	Elbow	
26		1	Hose assembly			0580 2213 03		Pack	
	0575 0016 31		Pack						
	0575 0011 10		Receiver						
27	0605 8809 06	1	Reducer		1-2)	See / Zie / Se / Siehe / Voir / Véase / Vedere / Se / Ver / Se / Katso			
28	0653 9078 00	1	Gasket		1)	Electrical components			
29	0686 3716 03	1	Plug		2)	Power Pack			



41_130_5

Ref.	Part number	Qty	Name	Remarks	Ref.	Part number	Qty	Name	Remarks
1	1503 2797 00	1	Bottom	1)	9	1613 6934 03	2	Decal	
2	1619 2766 00	AR	Bolt		10	1619 2665 00	AR	Seal	
	0147 1321 03		M8x20		11	1619 2758 00	AR	Seal	
	0147 1247 03		M8x14		12	1503 1024 00	1	Stay	
3	1612 4184 00	1	Decal		13	<<<>>>	1	Starter	2)
4	0690 1125 01	2	Firm plate		14	1503 2801 80	1	Socle	1)
5	1503 2796 00	1	Hood	1)	15	1503 2802 80	1	Socle	1)
6	0162 4322 00	AR	Screw		1)	Lined with / Bekleed met / Beklädd med / Ausgekleidet mit / Garnir de / Rivestido de / Allineato con / Foret med / Revestido com / Kledd med / Vuorattu :			
	0160 6084 00		M8x16			Foam: 0395 6001 67(AR) 30 x 2040 x 1650			
7	0301 2335 00	AR	Washer			Foam: 0395 6001 69(AR) 50 x 2040 x 1650			
	0301 2321 00		M8x20		2)	See / Zie / Se / Siehe / Voir / Véase / Vedere / Se / Ver / Se / Katso			
8	0266 2110 00	AR	Nut		Electrical components				
	0266 2108 00		M8						
	0266 1110 00		M6						
			M8-Lock						

Automatic drain receiver

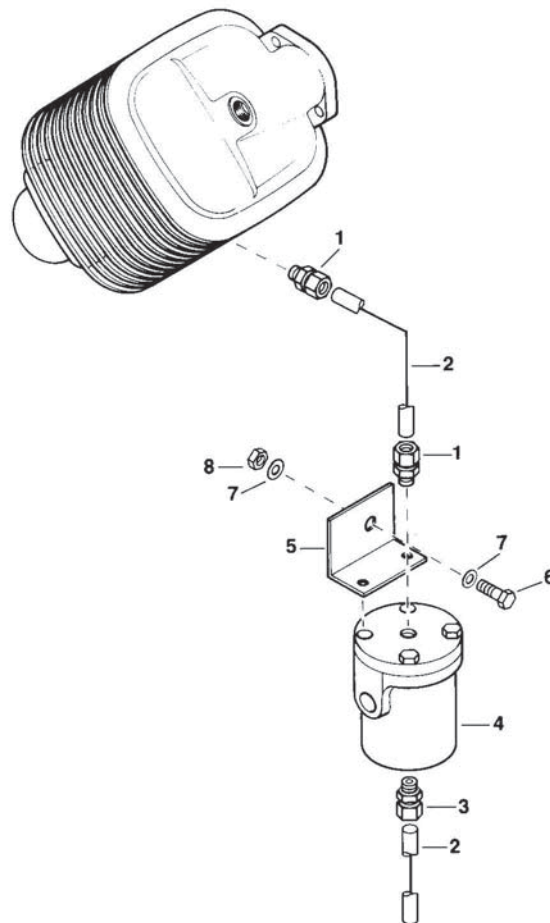


10_137_0

Ref.	Part number	Qty	Name	Remarks	Ref.	Part number	Qty	Name	Remarks
1	8070 2256 05	1	Receiver drain kit		9	1503 2691 00	• 1	Support	
		• 1	Nipple		10	0147 1323 03	• 1	Bolt	
	1503 2564 02		1/4"-1/4"		11	0300 8019 00	• 2	Washer	
2	1503 2564 11		3/8"-1/4"		12	0291 1110 00	• 1	Lock nut	
	1503 2566 11	• 1	Tee		13	0070 6002 01	• AR	Hose	
3	0581 0000 56	• 1	Pipe coupling		14	0580 0202 03	• 3	Pipe coupling	
4	0581 1228 04	• 1	Elbow		15	0653 9038 00	• 3	Gasket	
5	0070 7250 07	• AR	Hose		16	1503 2566 10	• 1	Tee	
6	0584 9906 00	• 2	Sleeve		17	1503 2531 00	• 1	Valve	
7	8972 1179 34	• 1	Drain		18	1088 1305 02	• 3	Push mount	
8	1503 2567 01	• 1	Pipe coupling		19	1088 1301 02	• 3	Cable ty	

50

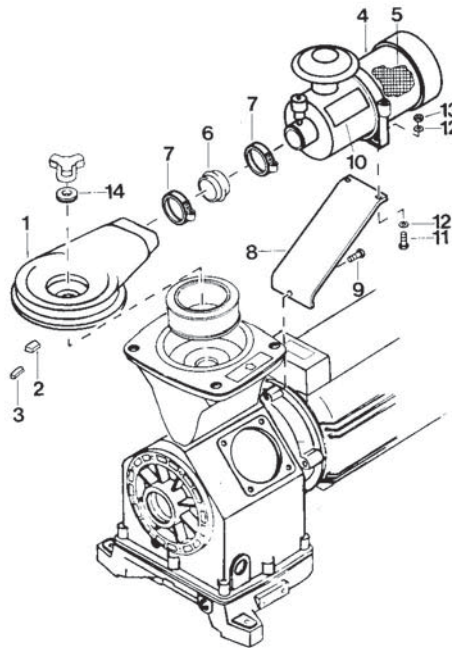
LT-Intercooler drain



10_144_0

Ref.	Part number	Qty	Name	Remarks	Ref.	Part number	Qty	Name	Remarks
	8070 2253 65	1	Drain kit		5	1503 2837 00	• 1	Support	
1	0581 0000 56	• 2	Pipe coupling		6	0147 1326 03	• 1	Bolt	
2	0070 7250 07	• AR	Hose		7	0301 2335 00	• 2	Washer	
3	0581 0000 38	• 1	Pipe coupling		8	0291 1110 00	• 1	Lock nut	
4	1503 2423 80	• 1	Drain						

Heavy duty filter



05_026_0

Ref.	Part number	Qty	Name	Remarks	Ref.	Part number	Qty	Name	Remarks
	8070 2253 99	1	Heavy duty filter kit		8	1503 2553 00	• 1	Support	
1	1503 6169 60	• 1	Inlet part		9	0147 1406 03	• 1	Bolt	
2	1619 7252 02	•• AR	Seal		10	0690 1106 01	• 1	House mark	
3	1619 5562 00	•• AR	Seal		11	0147 1325 03	• 2	Bolt	
4	1503 2554 80	• 1	Air filter		12	0301 2335 00	• 4	Washer	
5	1503 2257 00	•• 1	Element		13	0266 2110 00	• 2	Nut	
6	0070 9065 02	• AR	Hose		14	1503 0234 00	•• AR	Seal	
7	0347 6100 04	• 2	Hose clamp						

52

Service kits

Ref.	Part number	Qty	Name	Remarks	Ref.	Part number	Qty	Name	Remarks
				LH : Left hand 2 cylinder RH : Right hand 2 cylinder			1	Piston ring kit	LT15/60, -15, -20 - 30bar LT15/60, -15, -20 - 20bar
1503 6130 60		1	Filter kit		1503 6167 60				
		1	Valve kit		1503 0128 80		1	Crankshaft	LT15/60
1503 6140 60			LT15/60, -15		1503 0129 80			LT15	
1503 6141 60			LT20		1503 1125 80			LT20	
		1	Pist/cyl.ass'y				1	Bearing shell kit	LT20
1503 6116 60			LT15/60(LH)		1503 6185 61				
1503 6118 60			LT15/60(RH)30bar				1	Splash pin kit	LT15/60, -15
1503 6118 61			LT15/60(RH)		1503 6186 62			LT20	
1503 6121 60			LT15(LH)		1503 6186 63				
1503 6122 61			LT15(RH)				1	Intercooler drain kit	LT15/60, -15, -20
1503 6123 60			LT20(LH)		8070 2261 08				
1503 6125 60			LT20(RH)30bar				1	Automatic Air rec.drain kit	LT15/60, -15, -20
1503 6125 61			LT20(RH)		8070 2256 05				
		1	Connecting rod						
1503 0140 81			LT15/60						
1503 0141 81			LT15						
1503 1126 81			LT20						
		1	Cyl/piston/ring						
1503 0376 80			LT15/60, -15, -20(LH)						
1503 0377 80			LT15-30, -20-30(RH)						
1503 0377 81			LT15/60, -15, -20(RH)20bar						

Notes:

A series of horizontal dotted lines providing space for handwritten notes.

Atlas Copco Stationary Air Compressors

LE2, -3, -5, -7, -10, -15, -20

LF2, -3, -5, -7, -10

LT2, -3, -5, -7, -10/50Hz

LT15/60, -15-30, -15, -20, -20-30

Parts list

What sets Atlas Copco apart as a company is our conviction that we can only excel in what we do if we provide the best possible know-how and technology to really help our customers produce, grow and succeed.

There is a unique way of achieving that - we simply call it the Atlas Copco way. It builds on **interaction**, on long-term relationships and involvement in the customers' process, needs and objectives. It means having the flexibility to adapt to the diverse demands of the people we cater for.

It's the **commitment** to our customers' business that drives our effort towards increasing their productivity through better solutions. It starts with fully supporting existing products and continuously doing things better, but it goes much further, creating advances in technology through **innovation**. Not for the sake of technology, but for the sake of our customer's bottom line and peace-of-mind.

That is how Atlas Copco will strive to remain the first choice, to succeed in attracting new business and to maintain our position as the industry leader.

