

Locating Pins • DIN 6321  
22630.0028



Product Description

Cylindric locating pins (DIN 6321, form B) for locating workpieces in toleranced holes and also to be used as stops and feet.  
Flattened locating pin (DIN 6321, form C) used to overcome differences in tolerances, between holes or to position an element in one direction only.  
The bearing surface of the seating pin has no centre (picture 1). A centre is permitted for the seating pins (picture 2 and 3) according to DIN 6321.

Material

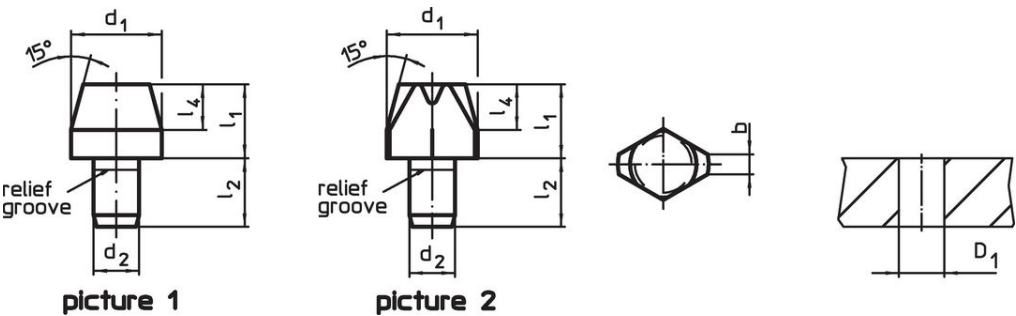
- Tool steel, hardened, ground

More information


Further products

- Locating Pins, with bore hole similar to DIN 6321
- Locating Pins, with ball end

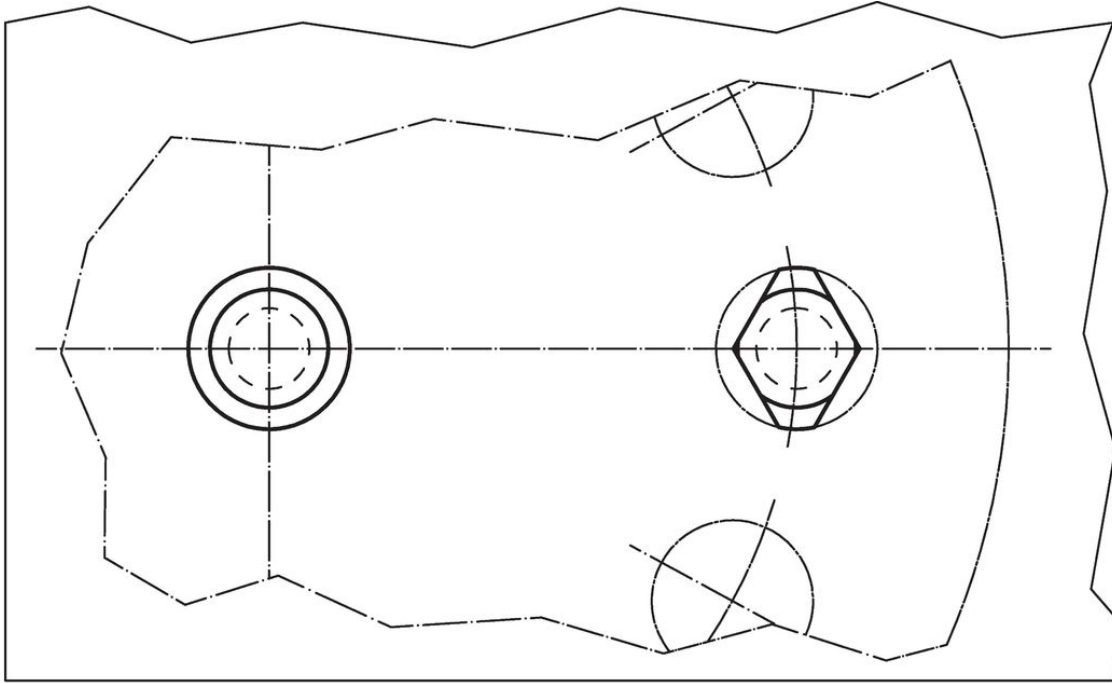
Drawing



Order information

Dimensions					Location hole			Art. No.
d <sub>1</sub> g6	l <sub>1</sub>	d <sub>2</sub> n6	l <sub>2</sub>	l <sub>4</sub>	D <sub>1</sub> H7			
[mm]					[mm]	[g]		
locating pin, cylindric, DIN 6321, form B – picture 1								
16	13	8	12	8	8	22	22630.0028	

## Application example



## Compliance

### RoHS compliant

Compliant according to Directive 2011/65/EU and Directive 2015/863.

### Does not contain SVHC substances

No SVHC substances with more than 0.1% w/w contained - SVHC list [REACH] as of 27.06.2024.

### Does not contain Proposition 65 substances

No Proposition 65 substances included.

<https://www.P65Warnings.ca.gov/>

### Free from Conflict Minerals

This product does not contain any substances designated as "conflict minerals" such as tantalum, tin, gold or tungsten from the Democratic Republic of Congo or adjacent countries.