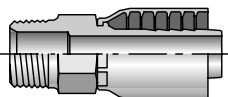


1AP77

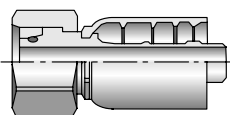
Male API Pipe - Rigid - Straight



Part Number	Thread inch	Hose ID inch
1AP77-24-24	1-1/2x11-1/2	1-1/2
1AP77-32-32	2x11-1/2	2

1C977

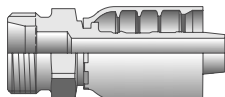
Female Metric S - Swivel - Straight (24° Cone with O-Ring)
ISO 12151-2-SWS



Part Number	Thread mm	Hose ID inch
1C977-16-8	16 M24x1,5	1/2
1C977-16-10	16 M24x1,5	5/8
1C977-20-10	20 M30x2	5/8
1C977-20-12	20 M30x2	3/4
1C977-25-12	25 M36x2	3/4
1C977-25-16	25 M36x2	1
1C977-30-12	30 M42x2	3/4
1C977-30-16	30 M42x2	1
1C977-30-20	30 M42x2	1-1/4
1C977-38-20	38 M52x2	1-1/4
1C977-38-24	38 M52x2	1-1/2

1D277

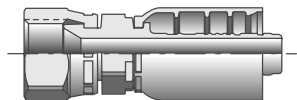
Male Metric S - Rigid - (24° Cone)
End Connection per ISO 8434-1-BHS



Part Number	Thread mm	Hose ID inch
1D277-16-8	M24x1,5	1/2
1D277-20-10	M30x2	5/8
1D277-20-12	M30x2	3/4
1D277-25-12	M36x2	3/4
1D277-25-16	M36x2	1
1D277-30-16	M42x2	1
1D277-38-20	M52x2	1-1/4
1D277-38-24	M52x2	1-1/2

1FU77

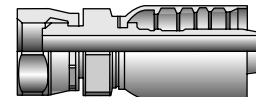
Female BSP Parallel Pipe - Swivel - (30° Flare)
B8363 Code F



Part Number	Thread mm	Hose ID inch
1FU77-8-8	1/2x14	1/2
1FU77-12-12	3/4x14	3/4
1FU77-16-16	1x11	1
1FU77-20-20	1-1/4x11	1-1/4

1GU77

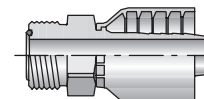
Female BSP Parallel Pipe - Swivel - Straight (60° Cone)



Part Number	Thread inch	Hose ID inch
1GU77-8-8	1/2x14	1/2
1GU77-12-12	3/4x14	3/4
1GU77-16-16	1x11	1
1GU77-20-20	1-1/4x11	1-1/4

1J077

Male Seal-Lok™ - Rigid - Straight - (with O-Ring)
ISO 12151-1-S

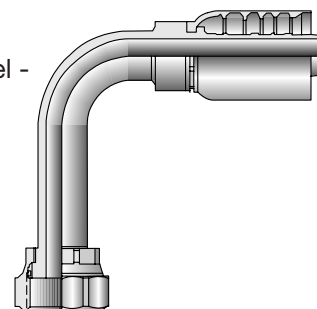


Part Number	Thread inch	Hose ID inch
1J077-8-8	13/16x16	1/2
1J077-10-8	1x14	1/2
1J077-10-10	1x14	5/8
1J077-12-10	1-3/16x12	5/8
1J077-12-12	1-3/16x12	3/4
1J077-16-12	1-7/16x12	3/4
1J077-16-16	1-7/16x12	1
1J077-20-16	1-11/16x12	1
1J077-20-20	1-11/16x12	1-1/4
1J077-24-20	2x12	1-1/4

⚠ Refer to [Section O](#) for Pressure Rating of Hose End Connections chart.

1J177

Female Seal-Lok™ - Swivel - 90° Elbow - Long Drop
ISO 12151-1-SWEL90



Part Number	Thread inch	Hose ID inch
1J177-8-8	13/16x16	1/2
1J177-10-10	1x14	5/8
1J177-12-10	1-3/16x12	5/8
1J177-12-12	1-3/16x12	3/4
1J177-16-12	1-7/16x12	3/4
1J177-16-16	1-7/16x12	1
1J177-20-16	1-11/16x12	1
1J177-20-20	1-11/16x12	1-1/4

⚠ Refer to [Section O](#) for Pressure Rating of Hose End Connections chart.

77 Series: Use with [787TC](#), [797TC](#) hoses.

Dimensions and pressures are for reference only and are subject to change.