



Image may differ from product. See technical specification for details.

## 30306

### Single row tapered roller bearing

Single row tapered roller bearings are designed to accommodate combined radial and axial loads and provide low friction during operation. The inner ring, with rollers and cage, can be mounted separately from the outer ring. These separable and interchangeable components facilitate mounting, dismounting and maintenance. By mounting one single row tapered roller bearing against another and applying a preload, a rigid bearing application can be achieved.

- High radial and axial load carrying capacity
- Accommodate axial loads in one direction
- Low friction and long service life
- Separable and interchangeable components

# Overview

## Dimensions

Bore diameter	30 mm
Outside diameter	72 mm
Width, total	20.75 mm
Width, inner ring	19 mm
Width, outer ring	16 mm
Contact angle	11.86 °

## Performance

Basic dynamic load rating	69.2 kN
Basic static load rating	56 kN
Reference speed	8 000 r/min
Limiting speed	10 000 r/min
SKF performance class	SKF Explorer

## Properties

Bearing part	Complete bearing
Number of rows	1
Locating feature, bearing outer ring	None
Bore type	Cylindrical
Cage	Sheet metal
Arrangement of contact angle (double-row bearing)	Not applicable
Matched arrangement	No
Coating	Without
Sealing	Without
Lubricant	None
Relubrication feature	Without
Unit system	Metric
Indicative product carbon footprint to manufacture	1.38 kg CO <sub>2</sub> e

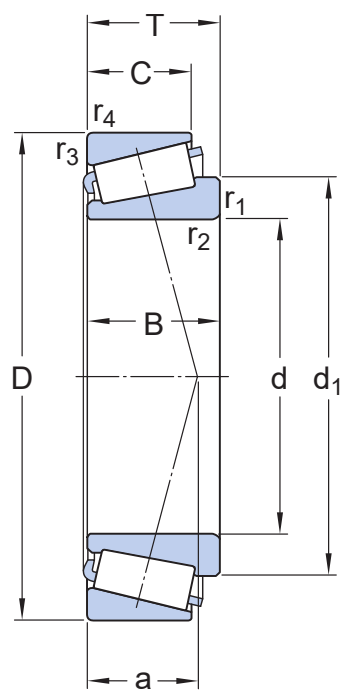
## Logistics

Product net weight	0.383 kg
eClass code	23-05-09-10
UNSPSC code	31171516



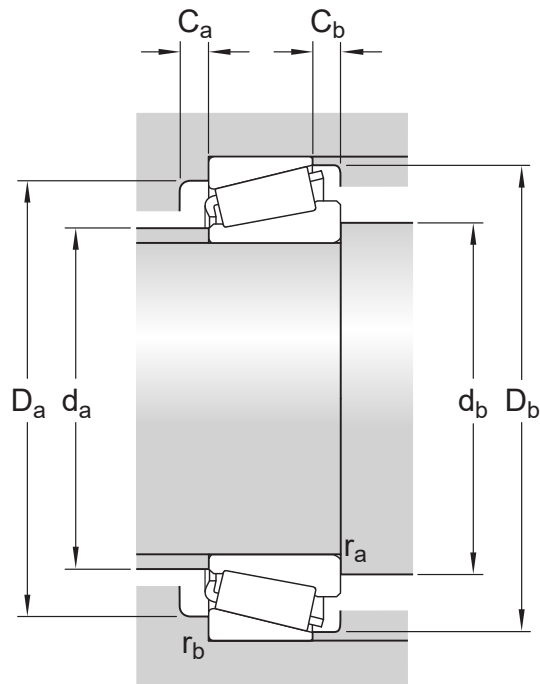
# Technical specification

Dimension series	2FB
------------------	-----



## Dimensions

d	30 mm	Bore diameter
D	72 mm	Outside diameter
T	20.75 mm	Total width
d <sub>1</sub>	≈ 48.45 mm	Shoulder diameter of inner ring
B	19 mm	Width of inner ring
C	16 mm	Width of outer ring
r <sub>1,2</sub>	min. 1.5 mm	Chamfer dimension of inner ring
r <sub>3,4</sub>	min. 1.5 mm	Chamfer dimension of outer ring
a	14.65 mm	Distance side face to pressure point



## Abutment dimensions

$d_a$	max. 41 mm	Diameter of shaft abutment
$d_b$	min. 38 mm	Diameter of shaft abutment
$D_a$	min. 62 mm	Diameter of housing abutment
$D_a$	max. 64.5 mm	Diameter of housing abutment
$D_b$	min. 66 mm	Diameter of housing abutment
$C_a$	min. 3 mm	Minimum width of space required in housing on large side face
$C_b$	min. 4.5 mm	Minimum width of space required in housing on small side face
$r_a$	max. 1.5 mm	Radius of shaft fillet
$r_b$	max. 1.5 mm	Radius of housing fillet

## Calculation data

SKF performance class		SKF Explorer
Basic dynamic load rating	C	69.2 kN
Basic static load rating	$C_0$	56 kN
Fatigue load limit	$P_u$	6.4 kN
Reference speed		8 000 r/min
Limiting speed		10 000 r/min
Limiting value	e	0.31
Calculation factor	Y	1.9

## Tolerances and clearances

---




### GENERAL BEARING SPECIFICATIONS

- **Tolerances:**  
metric bearings: Normal and CL7C, CLN  
inch bearings: Normal and CL, deviating width

## BEARING INTERFACES

- Seat tolerances for standard conditions
- Tolerances and resultant fit

# More Information

 Product details	 Engineering information	 Tools
<a href="#">Designs and variants</a>	<a href="#">Principles of rolling bearing selection</a>	<a href="#">SimPro Quick</a>
<a href="#">General bearing specifications</a>	<a href="#">General bearing knowledge</a>	<a href="#">Bearing Select</a>
<a href="#">Loads</a>	<a href="#">Bearing selection process</a>	<a href="#">Engineering Calculator</a>
<a href="#">Temperature limits</a>	<a href="#">Bearing failure and how to prevent it</a>	<a href="#">LubeSelect for SKF greases</a>
<a href="#">Permissible speed</a>		<a href="#">Heater Selection Tool</a>
<a href="#">Design considerations</a>		<a href="#">Oil Injection Method Program</a>
<a href="#">Bearing designations</a>		<a href="#">skf.com/mount</a>
<a href="#">Designation system</a>		



# Terms of use

By accessing and using this website / app owned and published by AB SKF (publ.) (556007-3495 · Gothenburg) ("SKF"), you agree to the following terms and conditions:

## Warranty Disclaimer and Limitation of Liability

Although every care has been taken to assure the accuracy of the information on this website / app, SKF provides this information "AS IS" and DISCLAIMS ALL WARRANTIES, EXPRESS OR IMPLIED, INCLUDING, BUT NOT LIMITED TO, IMPLIED WARRANTIES OF MERCHANTABILITY AND FITNESS FOR A PARTICULAR PURPOSE. You acknowledge that your use of this website / app is at your sole risk, that you assume full responsibility for all costs associated with use of this website / app, and that SKF shall not be liable for any direct, incidental, consequential, or indirect damages of any kind arising out of your access to, or use of the information or software made available on this website / app.

Any warranties and representations in this website / app for SKF products or services that you purchase or use will be subject to the agreed upon terms and conditions in the contract for such product or service.

Further, for non-SKF websites / apps that are referenced in our website / app or where a hyperlink appears, SKF makes no warranties concerning the accuracy or reliability of the information in these websites / apps and assumes no responsibility for material created or published by third parties contained therein. In addition, SKF does not warrant that this website / app or these other linked websites / apps are free from viruses or other harmful elements.

## Third Party Services

When viewing YouTube content via the SKF website(s) (i.e. using [YouTube API Services](#)), you agree to be bound by the [YouTube Terms of Service](#).

## Copyright

Copyright in this website / app copyright of the information and software made available on this website / app rest with SKF or its licensors. All rights are reserved. All licensed material will reference the licensor that has granted SKF the right to use the material. The information and software made available on this website / app may not be reproduced, duplicated, copied, transferred, distributed, stored, modified, downloaded or otherwise exploited for any commercial use without the prior written approval of SKF. However, it may be reproduced, stored and downloaded for use by individuals without prior written approval of SKF. Under no circumstances may this information or software be supplied to third parties.

This website /app includes certain images used under license from Shutterstock, Inc.

## Trademarks and Patents

All trademarks, brand names, and corporate logos displayed on the website / app are the property of SKF or its licensors, and may not be used in any way without prior written approval by SKF. All licensed trademarks published on this website / app reference the licensor that has granted SKF the right to use the trademark. Access to this website / app does not grant to the user any license under any patents owned by or licensed to SKF.

## Changes

SKF reserves the right to make changes or additions to this website / app at any time.