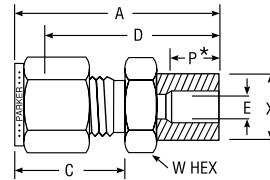
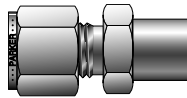


Tube to Welded Systems

Socket Weld Connector

For fractional tube

- for CPI™ /A-LOK® to tubing socket weld connection



| CPI™ PART NO. | A-LOK® PART NO. | INTER- CHANGES WITH | INCHES | | | | | | | |
|------------------|--------------------|---------------------------|--------------|------|------|------|-----|------|-----------|----------|
| | | | TUBE O.D. | A | C | D | P* | X | E BORE | W HEX |
| 2-2 ZHBW | 2-2 ZHLW | 200-6-2W | 1/8 | 1.16 | 0.60 | 0.90 | .16 | 0.38 | .094 | 7/16 |
| 3-3 ZHBW | 3-3 ZHLW | 300-6-3W | 3/16 | 1.24 | 0.64 | 0.98 | .20 | 0.44 | .141 | 1/2 |
| 4-4 ZHBW | 4-4 ZHLW | 400-6-4W | 1/4 | 1.36 | 0.70 | 1.07 | .25 | 0.50 | .188 | 9/16 |
| 6-6 ZHBW | 6-6 ZHLW | 600-6-6W | 3/8 | 1.53 | 0.76 | 1.24 | .34 | 0.63 | .313 | 11/16 |
| 8-8 ZHBW | 8-8 ZHLW | 810-6-8W | 1/2 | 1.74 | 0.87 | 1.34 | .41 | 0.78 | .438 | 13/16 |
| 10-10 ZHBW | 10-10 ZHLW | 1010-6-10W | 5/8 | 1.86 | 0.87 | 1.46 | .47 | 0.94 | .500 | 1 |
| 12-12 ZHBW | 12-12 ZHLW | 1210-6-12W | 3/4 | 1.92 | 0.87 | 1.52 | .50 | 1.09 | .656 | 1-1/8 |
| 16-16 ZHBW | 16-16 ZHLW | 1610-6-16W | 1 | 2.31 | 1.05 | 1.82 | .56 | 1.44 | .906 | 1-5/8 |

NOTE: A and C dimensions are typical finger-tight.

Dimensions for reference only, subject to change.

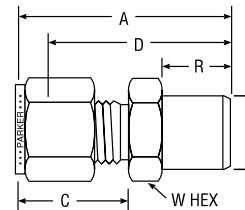
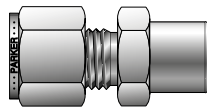
See Catalog 4280, Welded Fittings, for additional sizes.

*Socket Depth

Buttweld Connector

For fractional tube

- for CPI™ /A-LOK® to pipe buttweld connection



| CPI™ PART NO. | A-LOK® PART NO. | INTER- CHANGES WITH | INCHES | | | | | | | |
|------------------|--------------------|---------------------------|--------------|--------------------------|------|------|------|-----|-----------------------|----------|
| | | | TUBE O.D. | BUTTWELD PIPE SIZE | A | C | D | R | X BUTTWELD O.D. | W HEX |
| 2-1/8 ZHBW2 | 2-1/8 ZHLW2 | 200-1-2W | 1/8 | 1/8 | 1.20 | 0.60 | 0.94 | .38 | .405 | 7/16 |
| 3-1/8 ZHBW2 | 3-1/8 ZHLW2 | 300-1-2W | 3/16 | 1/8 | 1.24 | 0.64 | 0.97 | .38 | .405 | 7/16 |
| 4-1/8 ZHBW2 | 4-1/8 ZHLW2 | 400-1-2W | 1/4 | 1/8 | 1.29 | 0.70 | 1.00 | .38 | .405 | 1/2 |
| 4-1/4 ZHBW2 | 4-1/4 ZHLW2 | 400-1-4W | 1/4 | 1/4 | 1.46 | 0.70 | 1.17 | .56 | .540 | 9/16 |
| 5-1/8 ZHBW2 | 5-1/8 ZHLW2 | 500-1-2W | 5/16 | 1/8 | 1.48 | 0.73 | 1.22 | .38 | .405 | 1/2 |
| 5-1/4 ZHBW2 | 5-1/4 ZHLW2 | 500-1-4W | 5/16 | 1/4 | 1.49 | 0.76 | 1.23 | .56 | .540 | 9/16 |
| 6-1/4 ZHBW2 | 6-1/4 ZHLW2 | 600-1-4W | 3/8 | 1/4 | 1.49 | 0.76 | 1.20 | .56 | .540 | 9/16 |
| 6-3/8 ZHBW2 | 6-3/8 ZHLW2 | 600-1-6W | 3/8 | 3/8 | 1.60 | 0.76 | 1.31 | .56 | .675 | 3/4 |
| 6-1/2 ZHBW2 | 6-1/2 ZHLW2 | 600-1-8W | 3/8 | 1/2 | 1.82 | 0.76 | 1.53 | .75 | .840 | 7/8 |
| 6-3/4 ZHBW2 | 6-3/4 ZHLW2 | 600-1-12W | 3/8 | 3/4 | 1.88 | 0.76 | 1.59 | .75 | 1.050 | 1-1/8 |
| 8-3/8 ZHBW2 | 8-3/8 ZHLW2 | 810-1-6W | 1/2 | 3/8 | 1.71 | 0.87 | 1.31 | .56 | .675 | 13/16 |
| 8-1/2 ZHBW2 | 8-1/2 ZHLW2 | 810-1-8W | 1/2 | 1/2 | 1.93 | 0.87 | 1.53 | .75 | .840 | 7/8 |
| 8-3/4 ZHBW2 | 8-3/4 ZHLW2 | 810-1-12W | 1/2 | 3/4 | 1.99 | 0.87 | 1.59 | .75 | 1.050 | 1-1/8 |
| 10-1/2 ZHBW2 | 10-1/2 ZHLW2 | 1010-1-8W | 5/8 | 1/2 | 1.93 | 0.87 | 1.53 | .75 | .840 | 15/16 |
| 12-3/4 ZHBW2 | 12-3/4 ZHLW2 | 1210-1-12W | 3/4 | 3/4 | 1.99 | 0.87 | 1.59 | .75 | 1.050 | 7/8 |
| 16-1 ZHBW2 | 16-1 ZHLW2 | 1610-1-16W | 1 | 1 | 2.46 | 1.05 | 1.97 | .94 | 1.310 | 1-1/16 |

NOTE: A and C dimensions are typical finger-tight.

Dimensions for reference only, subject to change.

Pipe Buttweld end will conform to Schedule 80 unless otherwise noted.
See Catalog 4280, Welded Fittings, for additional sizes.